

BOOK 2

Outdoor Archery Rules

This edition contains all laws and bylaws approved by Congress through 30 August 2009 and the bylaws in effect on the 1 April 2010. There may be additional by-laws and interpretations after this date as well as amendments to the bylaws which may affect this edition. Please check the FITA website (www.archery.org) for a listing of all new bylaws, bylaw amendments and interpretations which may be in force.

This version supersedes all previous versions.

CHAPTER 7

OUTDOOR ROUNDS

(Details of the organisation of World

Championships can be found in the Organiser's Manual)

7.1 RANGE LAYOUT

7.1.1 The range must comply with the following provisions:

- 7.1.1.1 *The range will be squared off and each distance accurately measured from a point vertically beneath the gold of each target face to the shooting line.
The tolerance for field dimensions at 90/70/60m is $\pm 30\text{cm}$; at 50/40/30m $\pm 15\text{cm}$.*
- 7.1.1.2 *A waiting line will be marked at least 5m behind the shooting line.*
- 7.1.1.3 *Each target butt will be set up at an angle of between about 10 degrees and about 15 degrees from the vertical, but a line of target butts will be set up all at the same angle.*
- 7.1.1.4 *The height of the centres of the gold in a line of target butts on the range should look straight at all times.*
- 7.1.1.5 *All athletes of a division or category will be accommodated on 1 range.*
- 7.1.1.6 *Whenever possible provision will be made for sufficient target butts to have not more than 3 athletes per target. If the range does not permit this, 4 athletes will be the maximum number per target butt.*
- 7.1.1.7 *There will be a point marked on the shooting line directly opposite each target butt. There will also be a number corresponding to that target butt between 1 and 2m in front of the shooting line. If 2 or more athletes are shooting at the same target butt at the same time the shooting positions will be marked on the shooting line. A minimum space of 80cm per athlete will be guaranteed. Where athletes in wheelchair are competing, additional space will be necessary.*
- 7.1.1.8 *There will be lines extending at right angles from the shooting line to the target line. These will make lanes to contain 1 to 4 butts.*
- 7.1.1.9 *A 3m line will be marked in front of the shooting line.*
- 7.1.1.10 *Where the public has the right of access, suitable barriers must be erected around the range to keep spectators back. These*

barriers will be at least 20m away from the ends of the target line set at 90m and may, if desired, reduce in a straight line to a minimum of 10m away from the ends of the shooting line. This will maintain a margin of approximately 13m from the target line when the target butts are moved forward to 30m. The barriers will be at least 10m behind the waiting line. The barriers must be set at least 50m beyond the 90m target line. This will create a safety zone increasing to 110m when target butts have been moved forward to 30m. The safety distance of 50m may be reduced if an adequate backstop, e.g. efficient netting, a bank or similar device, is erected (not a hedge or penetrable fence). The backstop must be high enough to stop arrows which have just missed the top of the butt at 90m. Consideration should also be given to any distractions caused to the athletes by movement of people, etc. behind the butts.

- 7.1.1.11 *In the Olympic and Compound Match Round, men and women may shoot at the same target butts but at different times of the day. In the Elimination Rounds, target butts are to be arranged in closely set pairs. In the Finals Round, there may be 2 pairs of butts, 1 pair on each side of the clear lane.*
- 7.1.1.12 *For the Olympic and Compound Match Round a practice field will be made available alongside the competition field, where athletes still in the competition may practice during the Elimination and Finals Round.*
- 7.1.1.13 *For the Team Rounds a clearly visible line will be marked 1m behind the Shooting Line. This line must be at least 3cm wide.*
- 7.1.1.14 *For the Team Rounds there will be an athletes' area marked behind the 1m line, giving reasonable space for 3 athletes and their equipment and a coach's area behind the athletes' area. If space allows, there will also be a small area marked for the judge between the 2 competing teams.*

7.2 VENUE EQUIPMENT

7.2.1 Target Faces.

There are 4 outdoor target faces:

- The 122cm face, 122cm in diameter;
- The 80cm face, 80cm in diameter;
- The 80cm-6 ring face (for multiple set-up with score zones 5-10);
- The 80cm-5 ring face (for multiple set-up with score zones 6-10);

Only those faces produced by a manufacturer licensed by FITA will be used at FITA competitions.

7.2.1.1 Description:

The 122cm and 80cm faces are divided into 5 concentric colour zones arranged from the centre outwards as follows: gold (yellow), red, light blue, black and white. (There are no dividing lines between light blue and black, nor between black and white). Each colour is divided by a thin line into 2 zones of equal width thus making 10 scoring zones of equal width when measured from the centre of the gold:

- 6.1cm on the 122cm target face;
- 4cm on the 80cm target face.

The dividing lines will be entirely within the higher scoring zone in each case. The line marking the outermost edge of the white will be made entirely within the scoring zone. The width of the thin dividing line and the outermost line will not exceed 2mm on the 122cm or the 80cm target faces. The centre of the target face is termed the “pinhole” and will be indicated by a small “x” (cross). The lines of the cross will not exceed 1mm in width or 4mm in length. An inner 10 ring, (which is marked as an X on the score cards) of 6.1cm in diameter for the 122cm target face and 4cm in diameter for the 80cm target face, is required to help determine ties in ranking.

- 80cm-6 ring face may be used at 50m, 40m and 30m. (The triangular multiple set-up is mandatory for World Archery Championships at 50m). The rings have the same dimensions as the 80cm faces, but with the 4 to 1 scoring zones removed. The lowest scoring zone is the light blue 5.
- 80cm-5 ring target faces may be used at the 30m distance. (The triangular multiple set-up is mandatory for World Archery Championships). The rings have the same dimensions as the 80cm faces, but with the 5 to 1 scoring zones removed. The lowest scoring zone is the light blue 6.

7.2.1.2 Scoring values and colour specifications:

Scoring values	Colours	Pantone scale
10	Yellow	107U
9	Yellow	107U
8	Red	032U
7	Red	032U
6	Light Blue	306U
5	Light Blue	306U
4	Black	Process Black
3	Black	Process Black
2	White	-
1	White	-

Target face drawing, see Appendix 1.

7.2.1.3 Tolerance of measurement:

The target face will be measured using the diameter of each separate circle enclosing each of the scoring zones. The tolerance of each diameter will not exceed $\pm 1\text{mm}$ for the scoring zones 10, 9, 8 and hit zone and $\pm 2\text{mm}$ for the other scoring zones measured through the centre.

Zone	Diameters in cm		Tolerance in mm \pm
	122	80	
Inner 10	6.1	4	1
10	12.2	8	1
9	24.4	16	1
8	36.6	24	1
7	48.8	32	<u>2</u>
6	61	40	<u>2</u>
5	73.2	48	<u>2</u>
4	85.4	56	<u>2</u>
3	97.6	64	<u>2</u>
2	109.8	72	<u>2</u>
1	122	80	<u>2</u>

Target face drawing, see Appendix 1.

7.2.2 Size of target face at different distances and target set-up.

The 122cm target face will be used for the distances of 90, 70, 60m (and 50m for Cadet and Master Women). The 80cm target face will be used for distances of 50, 40, 30m, except for the Standard Bow Round.

7.2.2.1 *The centre of the gold will be 130cm above the ground as measured from an estimated even ground level. The tolerance of measurement must not exceed $\pm 5\text{cm}$.*

7.2.2.2 *When using a triangular multiple-centre face (5 or 6 ring) set-up at 50m, 40m and 30m or the 4-centre face setup the maximum distance above the ground of the centre of the upper face(s) will be 172cm and the minimum distance above the ground of the centre of the lower faces will be 90cm. The minimum distance between the scoring zones of 2 faces at the same height will be 10cm. The 4-centre face setup cannot be used on round butts.*

7.2.2.3 *When using a three centre face (5 ring) horizontal set-up at 30m, the centres of the faces will be at 130cm ($\pm 5\text{cm}$) above the ground. The minimum distance between the scoring zones will be 2cm.*

7.2.2.4 *Setup of target faces for Compound Match Play:*

80cm-6 ring target faces will be placed on the target as follows:

- *For the Eliminations Round (no alternate shooting) 1 face will be placed horizontally on the left side of the centre (3 arrows to be shot by the left athlete) and 1 on the right side of the centre (3 arrows to be shot by the right athlete);*
- *For the Finals (alternate shooting) 1 face will be placed on each target.*
- *For the Team and Mixed Team each team will have 1 target with 2 faces setup in a row on the target, 1 face for 3 arrows*

(Team) or 2 arrows (Mixed Team) (see Appendix 1). Athletes on a team may elect which face to shoot provided that each face has either 3 arrows (Team) or 2 arrows (Mixed Team).

7.2.2.5 *Material of target faces:*

Target faces may be made of paper or any other suitable material. All faces used for the same competition class will be uniform in colour and of the same material.

7.2.3 Butts (buttresses)

The size of the front of the butt, whether round or square, must be at least 124cm in any direction. This will ensure that any arrow hitting the butt and just missing the outermost edge of the scoring zone remains in the butt. The Arrows hitting a target face shall remain embedded in the butt to allow proper scoring

7.2.3.1 *Butts will be firmly attached to supports, which will be pegged securely in the ground to prevent them from being blown or pulled over. Any part of the butt or its support likely to damage an arrow will be covered. Care is necessary, particularly when more than 1 target face is placed on the butt, that arrows passing through the butt are not damaged by the support.*

Target butt drawing, see Appendix 1.

7.2.3.2 *Each butt will have a target number. These numbers will be 30cm tall with black figures on a yellow background, alternating with yellow figures on a black background (e.g. no. 1 black on yellow, no. 2 yellow on black, etc.). Target numbers will be fixed above or below the centre of each target butt, so they are clear of the target face.*

7.2.4 Time Control Equipment

Acoustic and visual.

The Director of Shooting (see article 7.7.1) will control:

- The start and end of each time limit with a whistle or another audible indicator;
- Each time limit with digital clocks, lights, flags, plates or any other simple visual indicator in addition to the audible signal referred to above.

7.2.4.1 *In the event of a small discrepancy between the acoustic and the visual time control equipment, the acoustic time control equipment will take precedence.*

7.2.4.2 *The following equipment can be used:*

- *Lights;*
 - *The colours of the lights will be red, yellow and green in that order with the red at the top. The lights must be synchronized and at no time will 2 different colours be on at the same time. In Championships, the lights must be linked with the acoustic equipment so that the first sound of the acoustic equipment is simultaneous with the light turning red and the digital clock reaching zero.*
- *Digital Clocks;*

- *When timing is controlled by the use of digital clocks the figures on the clock will be a minimum of 20cm in height and must be able to be clearly read at a distance of 100m. They must be able to be stopped and reset very quickly as and when required. The clock must function on a countdown principle. All other requirements will be the same as for lights.*
- *When digital clocks are used, lights are not mandatory.*
- *If both systems are used they must be synchronized. If there is a discrepancy the digital clock takes precedence.*
- *The visual signals are to be placed on both sides of the field and, if necessary, in a clear lane between target butts, at any distance shorter than 30m, so they are visible to all athletes, both left and right-handed, on the shooting line;*
- *Match play indicators;*
 - *When shooting the alternating match play there will be separate green/red lights, countdown clocks, or other visual signals for each athlete to indicate whose turn it is to shoot.*
- *Emergency Equipment.*
 - *When the time limit is controlled by electrical equipment, plates, flags or other manual indicators must be available in case the electrical equipment fails. Lights or digital clocks and emergency equipment are mandatory for Championships (Book 1, article 3.1).*
 - *When the time limit is controlled manually by means of plates, these are a minimum of 120cm by 80cm in size. They must be securely mounted to resist any wind and must be easy to turn quickly to show either side. 1 side of each plate will have 20-25cm wide stripes alternating in black and yellow. The stripes will be at an angle of about 45 degrees to the ground. The reverse side of each plate will be all yellow.*

7.2.5 Miscellaneous Equipment

The equipment outlined in the bylaws below is mandatory at Championships and Games Tournaments, and is recommended for other important tournaments.

- 7.2.5.1 *Athletes' numbers must be worn by each athlete.*
- 7.2.5.2 *A device to indicate the order of shooting if the athletes do not all shoot at the same time. The letters will be large enough to be read by all athletes from their respective shooting positions.*
- 7.2.5.3 *A scoreboard for cumulative totals after each end, for at least the first 5 athletes of each category and the scores for the qualification cut.*
- 7.2.5.4 *In the Olympic or Compound Match Round a name plate carrying the athlete's number or name in the individual events, or the official IOC acronym denoting the Member Association in*

the team events, will be displayed at each target butt next to the scoring device. The letters or figures must be at least 25cm tall.

- 7.2.5.5 *In the Elimination Round a flip-score device to show 3 digits will be displayed below each butt. The figures will be at least 25cm tall.*
- 7.2.5.6 *In the Finals Round, there will be 1 remotely-operated scoreboard, 1 for each athlete (or team), with spaces for the scores of 3 individual arrows and the total score or sets for each match. There must also be provision for the athlete's name and country, or the country in the team competition.*
- 7.2.5.7 *Blinds for use in the Finals Rounds may be placed near the butts. They will be used by judges, scorers, and athletes' agents.*
- 7.2.5.8 *Wind flags, of any light material and easily visible colour (such as yellow) to serve as wind indicators, will be placed above the centre of each butt. They will be placed 40cm above the butt or the target number, whichever is higher. The flags will measure not more than 30cm and not less than 25cm in any dimension.*
- 7.2.5.9 *Windssocks on both sides of the field and 1 in the middle when there is a split between the 2 sides. The windssocks are to be placed between 2.5 and 3.5m above the ground.*
- 7.2.5.10 *A raised platform with seating facilities for the Director of Shooting.*
- 7.2.5.11 *An audio system and wireless radios.*
- 7.2.5.12 *On shooting fields other than the Final Field or Finals area of the main field, a sufficient number of chairs or benches placed behind the waiting line for all athletes, Team Captains, coaches and other officials.*
- The chairs for judges, with some shelter from the weather, should be placed at appropriate places along the waiting line for the Qualification and Elimination Round fields.*
- For Olympic Games and World Championships Finals field, see Book 1, article 3.23.*
- 7.2.5.13 *An automatic scoring system may only be used in the Finals Rounds.*
- 7.2.5.14 *A small diameter television camera may be installed in the centre of the butt/target face.*

7.3 ATHLETES' EQUIPMENT

This article lays down the type of equipment athletes are permitted to use when shooting in FITA competitions. It is the athlete's responsibility to use equipment which complies with the rules. If in doubt the athlete will show this equipment to the judge(s) before using it in competition.

Any athlete found to be using equipment contravening FITA Rules may have his scores disqualified.

BOOK 2

FITA CONSTITUTION AND RULES

Described below are the specific regulations that apply to each division followed by the regulations that apply to all divisions.

See also Book 1, Appendix 8: Para-Archery.

- 7.3.1 For the Recurve Division, the following items are permitted:
- 7.3.1.1 A bow of any type provided it subscribes to the accepted principle and meaning of the word bow as used in target archery, that is, an instrument consisting of a handle (grip), riser (no shoot-through type) and 2 flexible limbs each ending in a tip with a string nock. The bow is braced for use by a single string attached directly between the 2 string nocks, and in operation is held in 1 hand by its handle (grip) while the fingers of the other hand draw, hold back and release the string.
- 7.3.1.1.1 *Multi-coloured bow risers and trademarks located on the inside of the upper and lower limb are permitted.*
- 7.3.1.1.2 *Risers including a brace are permitted provided the brace does not consistently touch the athlete's hand or wrist.*
- 7.3.1.2 A bowstring of any number of strands.
- 7.3.1.2.1 *Which may be of different colours and of the material chosen for the purpose. It may have a centre serving to accommodate the drawing fingers, a nocking point to which may be added serving(s) to fit the arrow nock as necessary, and, to locate this point, 1 or 2 nock locators may be positioned. At each end of the bowstring there is a loop which is placed in the string nocks of the bow when braced. In addition 1 attachment is permitted on the string to serve as a lip or nose mark. The serving on the string must not end within the athlete's vision at full draw. The bowstring must not in any way assist aiming through the use of a peephole, marking, or any other means.*
- 7.3.1.3 An arrow rest, which can be adjustable.
- 7.3.1.3.1 *Any moveable pressure button, pressure point or arrow plate may be used on the bow provided they are not electric or electronic and do not offer any additional aid in aiming. The pressure point may not be placed any further back than 4cm (inside) from the throat of the handle (pivot point) of the bow.*
- 7.3.1.4 1 draw check indicator, audible and/or visual may be used provided it is not electric or electronic.
- 7.3.1.5 A bow sight for aiming is permitted, but at no time may more than 1 such device be used.
- 7.3.1.5.1 *It must not incorporate a prism, lens, or any other magnifying device, levelling, electric or electronic devices nor will it provide for more than 1 sighting point.*
- 7.3.1.5.2 *The overall length of the sight (tunnel, tube, sighting pin or other corresponding extended component) will not exceed 2cm in the line of vision of the athlete.*
- 7.3.1.5.3 *A sight may be attached to the bow for the purpose of aiming and which may allow for windage adjustment as well as an elevation setting. It is subject to the following provisions:*

- *A bow sight extension is permitted;*
- *A plate or tape with distance marking may be mounted on the bow as a guide for marking, but must not in any way offer any additional aid;*
- *The sight point may be a fibre optic sight pin. The total length of the fibre optic pin may exceed 2cm, provided that 1 end is attached outside the athlete's line of vision at full draw, while the part within the athlete's line of vision does not exceed 2cm in a straight line before bending. It can only provide 1 illuminated aiming spot at full draw. The fibre optic pin is measured independently of the tunnel.*

7.3.1.6 Stabilisers and torque flight compensators on the bow are permitted.

7.3.1.6.1 They may not:

- *Serve as a string guide;*
- *Touch anything but the bow;*
- *Represent any danger or obstruction to other athletes on the shooting line.*

7.3.1.7 Arrows of any type may be used provided they subscribe to the accepted principle and meaning of the word arrow as used in target archery, and that the arrows do not cause undue damage to target faces or butts.

7.3.1.7.1 An arrow consists of a shaft with head (point) nock, fletching and, if desired, cresting. The maximum diameter of arrow shafts will not exceed 9.3mm, the heads (points) for these arrows may have a maximum diameter of 9.4mm. All arrows of every athlete must be marked with the athlete's name or initials on the shaft. All arrows used in any end shall be identical and will carry the same pattern and colour(s) of fletching, nocks and cresting, if any.

7.3.1.8 Finger protection in the form of finger stalls or tips, gloves, or shooting tab or tape (plaster) to draw, hold back and release the string is permitted, provided they do not incorporate any device that will assist the athlete to hold, draw and release the string.

7.3.1.8.1 A separator between the fingers to prevent pinching the arrow may be used. An anchor plate or similar device attached to the finger protection (tab) for the purpose of anchoring is permitted. On the bow hand an ordinary glove, mitten or similar item may be worn but must not be attached to the grip of the bow.

7.3.1.9 Field glasses, telescopes and other visual aids may be used for spotting arrows:

7.3.1.9.1 Provided they do not represent any obstruction to other athletes on the shooting line.

7.3.1.9.2 Scopes must be adjusted so the highest portion of the scope is no higher than the armpit of the athletes.

7.3.1.9.3 Prescription spectacles, shooting spectacles and sunglasses may be used. None of these may be fitted with micro hole lenses, or

BOOK 2

FITA CONSTITUTION AND RULES

similar devices, nor may they be marked in any way that can assist in aiming.

7.3.1.9.4 *The spectacle glass of the non-sighting eye may be fully covered or taped, or an eye patch may be used.*

7.3.1.10 Accessories are permitted:

7.3.1.10.1 *Including bracers (arm guards), dress shield, bow sling, belt or ground quiver and tassel. Foot markers may not protrude more than 1cm from the ground. Devices to raise a foot or part thereof, attached or independent of the shoe, are permitted provided that the devices do not present an obstruction to other athletes on the shooting line, do not constitute a platform which would span or bridge the shooting line, do not anchor the foot to the platform or the platform to the ground, and do not protrude more than 2cm past the footprint of the shoe. Also permitted are limb savers and a tripod for a scope. Wind indicators (non-electric or non-electronic) may be attached to the equipment used on the shooting line (e.g. light ribbons), electronic wind indicators may be used behind the waiting line.*

7.3.2 The Standard Bow equipment is defined as follows:

The requirements of article 7.3.1 will apply in their entirety with the following additional provisions or modifications:

7.3.2.1 The bow will be of a simple design, either a take-apart type (with wooden or metal riser) or of one-piece construction. In both types of bow the limbs will be of wooden and/or fibreglass construction.

7.3.2.1.1 *The arrow rest will be of a simple, flexible or rigid design and it will be non-adjustable. A simple non-adjustable pressure point may be used and will be placed no further back than 2cm from the throat (pivot point) of the handle.*

7.3.2.1.2 *1 simple draw check indicator, audible and/or visual, may be used. This indicator will give only 1 indication of draw length.*

7.3.2.1.3 *The bow sight will be of simple construction and must not include any vertical rack and pinion or screw type of micro-adjustment. Lateral (windage) adjustment may be made by use of a screw type adjuster. The sight and any attachment to which it is fixed must comply with the note below. The sight point may not be a fibre optic type.*

7.3.2.1.4 *Any stabilisation used must comply with article 7.3.2.1.9. Torque flight compensators must not be used.*

7.3.2.1.5 *Arrows must not exceed a specification of XX75 or equivalent, and will be of an equivalent price range and performance. The nocks will be of simple construction, either conical or insert fitting. The points will be conical or ogival in shape. The vanes will be of soft plastic material or of natural feathers.*

7.3.2.1.6 *Finger protection must not include any form of stiffening or locating platform or similar or any device to help hold, draw and release the string.*

- 7.3.2.1.7 *Field glasses, telescopes or any other visual aid must not be used for spotting arrows. Shooting spectacles must not be used.*
- 7.3.2.1.8 *Accessories that are permitted include bracers (arm guards), dress shield, bow sling, belt or ground quiver and tassel. Foot markers may not protrude more than 1cm from the ground. Devices to raise a foot or part thereof, attached or independent of the shoe, are permitted provided that the devices do not present an obstruction to other athletes on the shooting line, do not constitute a platform which would span or bridge the shooting line, do not anchor the foot to the platform or the platform to the ground, and do not protrude more than 2cm past the footprint of the shoe.*
- 7.3.2.1.9 *The unstrung bow complete with permitted accessories (stabilisation when extended in any direction) must be able to pass through a hole or ring of 12.2cm inside diameter ± 0.5 mm.*
- 7.3.3 For the Compound Division, the following equipment is described. All types of additional devices, unless they are electric or electronic, are permitted.
- 7.3.3.1 A Compound Bow, which may be of a shoot-through type, is one where the draw is mechanically varied by a system of pulleys or cams. The bow is braced for use by bowstring(s) attached directly to the cams, string nocks of the bow limbs, cables or by other means as may be applicable to the design.
- 7.3.3.1.1 *The peak draw weight must not exceed 60 lbs.*
- 7.3.3.1.2 *Cable guards are permitted.*
- 7.3.3.1.3 *A brace or split cables are permitted, provided they do not consistently touch the athlete's hand, wrist or bow arm.*
- 7.3.3.2 A bowstring of any number of strands.
- 7.3.3.2.1 *Which may be of different colours and of the material chosen for the purpose. It may have a centre serving to accommodate the drawing fingers or release aid. Nocking points may be fitted to which may be added serving(s) to fit the arrow nock as necessary. In addition attachments are permitted on the string such as a lip or nose mark, a peep-hole, a peep-hole 'hold-in-line' device, loop bowstring, etc.*
- 7.3.3.3 An arrow rest, which can be adjustable.
- 7.3.3.3.1 *A moveable pressure button, pressure point or arrow plate, may all be used on the bow provided that they are not electric or electronic. The pressure point will be placed no further back than 6cm (inside) from the throat of the handle (pivot point of the bow).*
- 7.3.3.4 Draw check indicators, audible and/or visual may be used provided they are not electric or electronic.
- 7.3.3.5 A bow sight attached to the bow.
- 7.3.3.5.1 *Which may allow for windage adjustment as well as an elevation setting, which may also incorporate a levelling device, and/or magnifying lenses and/or prisms. Electric or electronic devices are not permitted.*

BOOK 2

FITA CONSTITUTION AND RULES

- 7.3.3.5.2 *A bow sight extension is permitted. The sight point may be a fibre optic sight pin and/or a chemical glowstick. The glowstick will be encased so as not to disturb other athletes and to provide only 1 sight point.*
- 7.3.3.6 Stabilisers and torque flight compensators:
- 7.3.3.6.1 *Provided that they do not:*
- *Serve as a string guide;*
 - *Touch anything but the bow;*
 - *Represent any danger or obstruction to other athletes on the shooting line.*
- 7.3.3.7 Arrows of any type may be used provided they subscribe to the accepted principle and meaning of the word arrow as used in target archery, and that such arrows do not cause undue damage to target faces or butts.
- 7.3.3.7.1 *An arrow consists of a shaft with head (point) nock, fletching and, if desired, cresting. The maximum diameter of arrow shafts will not exceed 9.3mm, the heads (points) for these arrows may have a maximum diameter of 9.4mm. All arrows of every athlete must be marked with the athlete's name or initials on the shaft. All arrows used in any end shall be identical and will carry the same pattern and colour(s) of fletching, nocks and cresting, if any.*
- 7.3.3.8 Finger protection in the form of finger stalls or tips, gloves, shooting tab or tape (plaster) to draw, hold back and release the string.
- 7.3.3.8.1 *A release aid may be used provided it is not attached in any way to the bow nor incorporate electric or electronic devices. A separator between the fingers to prevent pinching the arrow may be used. An anchor plate or similar device attached to the finger protection (tab) for the purpose of anchoring is permitted. On the bow hand an ordinary glove, mitten or similar item may be worn but it must not be attached to the grip of the bow.*
- 7.3.3.9 Field glasses, telescopes and other visual aids may be used for spotting arrows:
- 7.3.3.9.1 *Provided they do not represent any obstacle to other athletes on the shooting line.*
- 7.3.3.9.2 *Scopes must be adjusted so the highest portion of the scope is no higher than the armpit of the athletes.*
- 7.3.3.9.3 *Prescription spectacles, shooting spectacles and sunglasses may be used. They may not be fitted with micro-hole lenses, or similar devices nor marked in any way which can assist in aiming.*
- 7.3.3.9.4 *The spectacle glass of the non-sighting eye may be fully covered or taped, or an eye patch may be used.*
- 7.3.3.10 Accessories are permitted:
- 7.3.3.10.1 *Including bracers (arm guards), dress shield, bow sling, belt or ground quiver and tassel. Foot markers may not protrude more than 1cm from the ground. Devices to raise a foot or part thereof, attached or independent of the shoe, are permitted*

provided that the devices do not present an obstruction to other athletes on the shooting line, do not constitute a platform which would span or bridge the shooting line, do not anchor the foot to the platform or the platform to the ground, and do not protrude more than 2cm past the footprint of the shoe. Also permitted are limb savers, a tripod for a scope. Wind indicators (non-electric or non-electronic) may be attached to the equipment used on the shooting line (e.g. light ribbons), electronic wind indicators may be used behind the waiting line.

- 7.3.4 For athletes of all divisions the following equipment is not permitted:
- 7.3.4.1 Any electronic communication device, headsets or noise reduction devices in front of the waiting line.
- 7.3.5 For Olympic Games no electronic communication device is allowed on the competition field unless required by the Organising Committee.

7.4 SHOOTING

- 7.4.1 Each athlete will shoot his arrows in ends of 3 or 6 arrows unless specified differently.
 - 7.4.1.1 *Shooting will be in 1 direction only.*
 - 7.4.1.2 *The FITA Round may be shot in 1 day or over 2 successive days. If a Round is shot over 2 days, the 2 longer distances will be shot on the first day and the 2 shorter distances will be shot on the second day, or the other way round.*
 - 7.4.1.3 *The Double FITA Round will be shot over 2 or 4 consecutive days.*
 - 7.4.1.4 *Where a program includes a FITA Round as well as some other rounds to be shot wholly or partly during the same day, the FITA Round will always be shot first.*
 - 7.4.1.5 *The Olympic Round will be shot as set out in Book 1, article 4.5.1.4.*
 - 7.4.1.6 *The Compound Match Round will be shot as set out in Book 1, article 4.5.1.5*
- 7.4.2 There is a time limit for an athlete to shoot an end of 3 or 6 arrows.
 - 7.4.2.1 *The maximum time permitted for an athlete to shoot an end of 3 arrows is 2 minutes. The maximum time permitted for an athlete to shoot an end of 6 arrows is 4 minutes.*
 - 7.4.2.2 *An arrow shot before or after the specified time, or out of sequence, will be considered as being part of that end. It will cause the athlete to lose the highest scoring arrow of that end which will be scored as a miss.*
 - 7.4.2.3 *Any arrow shot on the competition field after the Director of Shooting has officially closed the practice session (which is after the pulling of the practice arrows); or during the breaks between*

BOOK 2

FITA CONSTITUTION AND RULES

distances or rounds, will lose the highest scoring arrow(s) of the following the next scoring end (no reduction in number of arrows shot in such scoring end).

- 7.4.2.4 *In the event of an equipment failure the athlete will call a judge while stepping back from the shooting line. Extra time may be given to make the necessary repairs or changes to the damaged equipment. The athlete will make up the appropriate number of arrows at the earliest opportunity under the supervision of a judge.*
- 7.4.2.5 *However, at no time will any equipment failure delay the tournament by more than 15 minutes or permit any practice.*
- 7.4.2.6 *In the event of a athlete being unable to continue shooting because of an unexpected medical problem which occurs after the beginning of the Round, no more than 15 minutes will be allowed for medical personnel to determine the problem and decide whether or not the athlete is fit to continue competing unassisted. The athlete will make up the appropriate number of arrows at the earliest opportunity under the supervision of a judge but has a maximum of 15 minutes in which to do so.*
- 7.4.2.7 *In the Olympic or Compound Match Round, no extra time will be allowed for equipment failure or the treatment of unexpected medical problems, but the athlete with an equipment failure may leave the shooting line to repair or replace the equipment and return to shoot any remaining arrow(s) if the time limit permits. In the Team Event other member(s) of the Team may shoot in the meantime.*
- 7.4.2.8 *The scores of Individual athletes or Teams with byes or forfeited matches will not be recorded and they will advance to the next round. At World Archery Championships they may practice on the practice field or the unused portion of the competition field. For other competitions they may practice on the assigned targets unless another adjacent practice field is available.*
- 7.4.2.9 *In the Team Events, if any of the athletes of a team shoots an arrow before or after the relevant signal to start or finish the time period, that arrow will count as part of that end and will cause the team to lose the highest scoring arrow of that end which will be scored as a miss.*
- 7.4.3 Athletes may not raise the bow arm until the signal to start shooting is given.
- 7.4.4 Except for persons with disabilities, athletes will shoot from a standing position and without support, with their body directly above the shooting line.
- 7.4.5 Under no circumstances may an arrow be re-shot.
- 7.4.5.1 *An arrow may be considered not to have been shot if:*
- *The arrow drops or is mis-shot and a part of the arrow shaft lies within the zone between the shooting line and the 3m line, and provided the arrow has not rebounded;*
 - *The target face or butt blows over (in spite of having been fixed and pegged down to the satisfaction of the judges). The*

judges will take whatever measures they deem necessary, and compensate adequate time for shooting the relevant number of arrows. If the butt only slides down, it will be left to the judges to decide what action to take, if any.

7.4.6 While an athlete is on the shooting line he may receive non-electronic coaching information from the team management, provided that this does not disturb the other athletes.

7.4.6.1 *In the Team Event the athletes and the coach may assist each other verbally whether they are on the shooting line or not. During the shooting the coach may only coach from the coach's box.*

7.4.7 All practice arrows will be shot under the control of the Director of Shooting and will not be scored (see Book 1, article 3.19).

7.5 ORDER OF SHOOTING AND TIMING CONTROL

7.5.1 1, 2 or 3 athletes may shoot on the same target butt simultaneously.

7.5.1.1 *If 3 athletes shoot 1 at a time on a target butt, the rotation will be ABC, CAB, BCA, ABC, etc.*

7.5.1.2 *If 4 athletes shoot in pairs on a target butt, the rotation will be AB-CD, CD-AB, AB-CD, etc.*

7.5.1.3 *If 3 athletes shoot simultaneously, the position on the shooting line will be by mutual agreement. If there is no agreement the first athlete allocated to a target butt will shoot on the left, the second athlete will shoot in the middle and the third athlete on the right.*

7.5.1.4 *When shooting on 80cm- multiple set-ups (5 or 6-ring) each athlete will shoot his arrows at his own centre.*

- *With 3 athletes per target butt, the athlete positioned on the left will shoot at the bottom left face, the athlete positioned in the middle at the top face and the athlete positioned on the right at the bottom right face;*
- *With 4 athletes per target butt, athlete A will shoot at the top left face, B at the top right face, athlete C will shoot at the bottom left face and D at the bottom right face.*

7.5.1.5 *The order of shooting may be changed temporarily for the purpose of an equipment repair or for minor medical treatment. If, however, such attention to equipment or medical matters should become essential while on the shooting line, the athlete may step back and at the same time call a judge. The judge having verified the athlete was justified in leaving the line, will arrange with the Director of Shooting for this athlete to shoot the arrows left of that end before the signal to move forward for scoring is given. An announcement to this effect will be made over the audio equipment (see articles 7.4.2.4 and 7.4.2.6). The*

BOOK 2

FITA CONSTITUTION AND RULES

above provisions apply except for the Eliminations and Finals Rounds as specified in article 7.4.2.7.

7.5.1.6 Notwithstanding anything to the contrary above in Section 7.5.1, athletes may change shooting position by agreement of all athletes on the target butt, provided that all athletes on that target butt inform a judge prior to the beginning of a distance.

7.5.2 At World Championships, Archery World Cups and other major International Competitions:

7.5.2.1 *In the Qualification Round the 2 or 3 athletes will shoot simultaneously on the same target butt. They will shoot ends of 6 arrows.*

7.5.2.2 *In the Olympic and Compound Match Round Individual event:*

- *During the matches of the Elimination and Finals Round the athlete on the top line of each pair (of the chart) will shoot on the left hand side of that match (see Appendix 1).
The target allocation for each round of the competition is the choice of the organiser;*
- *In the 1/48, 1/32, 1/24, and 1/16 Elimination Rounds there may be 2 athletes per target butt, in the 1/8 Elimination Round each athlete will shoot on a separate target butt. Athletes will go to the target butt to score and collect the arrows;*
- *In the Finals Rounds (individual matches, alternating shooting,) each athlete will shoot on a separate target butt and will not go to the target to score and collect the arrows. Each athlete will appoint an athlete's agent who will observe the scores recorded and withdraw the arrows. The arrows will be returned to the athlete at the completion of every end after the second end;*
- *In single match play alternating shooting, the highest placed athlete in the qualification round will decide the order of shooting of the first end. The athlete with the lowest set points score (Olympic Round) or score (Compound Match Round) will shoot first the next end. If the athletes are tied, the athlete that shot first in the first end shoots first in the next end.*

7.5.2.3 *In the Team Event (both teams shooting at the same time).*

- *The left/right position for matches will follow the match play chart. The team on the top line of each pair (of the chart) will shoot on the left hand side of that match. The target allocation for each round of the competition is the choice of the organiser;*
- *Both teams will start each end of their match with the athletes behind the 1m line, The first athlete may only cross the 1m line when the Director of Shooting has started the match and the time clock;*

- *The athletes in the team will shoot 2 arrows each in an order of their own choosing;*
- *1 athlete will occupy the shooting line, while the other athletes remain behind the 1m line. No more than 1 athlete at a time will be in front of the 1m line;*
- *Wheelchair athletes may stay on the shooting line throughout the match. They indicate that they have finished shooting by raising a hand above the head (see Book 1, Appendix 8);*
- *When moving forward to shoot, athletes must not remove their arrows from their quivers until they are on the shooting line;*
- *Violations of the Team Event rules will be handled according to article 7.8;*

7.5.2.4 In the Team Event Finals Rounds (alternating shooting).

- *Both teams will start each end of their match with their athletes behind the 1m line;*
- *The highest placed team in the Qualification Round will decide the order of shooting of the first end. The team with the lowest cumulative score will shoot first the next end. If teams are tied, the team which started the match will shoot first;*
- *When the first team (each team member 1 arrow) has shot 3 arrows (2 for Mixed Team) and the athlete has returned behind the 1m line the clock of that team is stopped displaying the time remaining;*
- *When the score of the last arrow of the first team is displayed on the scoreboard, the clock of the second team is started and the first athlete of that team may cross the 1m line and start shooting;*
- *This is repeated until each team has shot 6 arrows (4 for Mixed Team) or their time has expired;*
- *When alternating shooting is used for the team competition the teams have to alternate between the team members after each shot so that each member has shot 1 arrow in each phase of the rotation.*

7.5.3 At other Tournaments:

7.5.3.1 In the Qualification Round the athletes will shoot shoot ends of 6 arrows at the long distances and ends of 3 or 6 arrows at the shorter distances.

7.5.3.2 The Olympic and Compound Match Round

See article 7.5.2 applies with the following exceptions:

- *In the 1/8 Elimination Round the Organizer may assign 1 or 2 athletes to a target butt. They will go to the target butt to score and collect the arrows;*

BOOK 2

FITA CONSTITUTION AND RULES

- *In the 1/4 Finals Round there will be 1 athlete per target butt. At the discretion of the Organisers the matches may be shot simultaneously. In that case the athletes will go to the target butt to score and collect the arrows. If there are not enough countdown clocks to time the matches individually, the Director of Shooting will control the matches together;*
- *In all other Finals Rounds (individual matches, alternating shooting) each athlete will shoot on a separate target butt and will not go to the target. Each athlete will appoint an agent who will observe the scores recorded and withdraw the arrows. The arrows will be returned to the athlete at the completion of every end after the second end.*

7.5.3.3 Team Event.

- *All members of a team must be announced prior to the start of the Qualification Round. Such members must take part in the Qualification Round and cannot be changed.*
- *For the Mixed Team Event the two top ranked archers are taken from the qualification round. However the composition of the team can be changed prior to the start of the Elimination Round.*

7.5.4 Left intentionally blank to keep the articles numbering.

7.5.5 Shooting Time and Time Limits:

7.5.5.1 20 seconds is the time allowed for an athlete to shoot 1 arrow (including tie-break) when shooting alternately in the Olympic and Compound Match Round matches.

7.5.5.2 40 seconds is the time allowed:

- To make up 1 arrow;
- For an athlete to shoot 1 arrow in order to break ties;
- For the Mixed Team to shoot their 2 arrows for the purpose of breaking ties.

7.5.5.3 1 minute is allowed for a team to shoot 3 arrows, 1 per athlete, in the Team Round for the purpose of breaking ties.

7.5.5.4 80 seconds is allowed for a Mixed Team to shoot 4 arrows, 2 per athlete.

7.5.5.5 2 minutes is the time allowed for an athlete to shoot an end of 3 arrows or for a Team to shoot 6 arrows;

7.5.5.6 4 minutes is the time allowed for an athlete to shoot an end of 6 arrows.

7.5.5.7 The time limit may be extended in exceptional circumstances.

7.5.6 Visual and acoustic time control.

7.5.6.1 When the shooting is controlled by lights (except in the Finals Round of the Olympic Round):

- RED** *The Director of Shooting will give 2 sound signals for the designated athletes (A, B, C or AB, CD, or all 3 athletes as applicable) to occupy the shooting line all together (except Olympic Round Team Event).*
- GREEN** *On the lights changing colour 10 seconds later, the Director of Shooting will give 1 sound signal for shooting to begin.*
- YELLOW** *This warning signal will be given 30 seconds before the end of the time limit, except in the Finals Round of the Olympic Round when the athletes shoot alternately.*
- RED** *This means the shooting time has finished (see article 7.5.4) and 2 sound signals will be given to indicate that shooting is to stop, even if all arrows have not been shot. Any athlete still on the shooting line must immediately go back behind the waiting line. When there are other designated athletes they will move up to the shooting line and wait for the green light and the shooting to begin. This whole procedure will be repeated as above, until all have shot. When 6 arrows are shot in 2 ends of 3 arrows, the above process will be repeated before scoring. When the red light comes on after the required number of arrows have been shot (1 end of 3 or 6 (or 2 ends of 3 arrows/3x2 arrows in the Team Event), according to the distances or rounds being shot,) 3 sound signals will be given for the scoring to begin.*
- 7.5.6.2 *When the shooting is controlled by plates: 2 plates are essential in the clear lane so that the same side of the plates (all yellow or black/yellow stripes) is displayed simultaneously to both men and women athletes. The **BLACK** and **YELLOW** striped side will be turned towards the athletes as a warning that only 30 seconds are left of the time limit. The **YELLOW** side of the plate will be turned toward the athletes at all other times.*
- 7.5.6.3 *Whenever the shooting line is clear, with all athletes having finished shooting their arrows, the appropriate signal for change or scoring will be given immediately.*
- 7.5.6.4 *If more than one match is held on the same field of play at the same time with alternating shooting, no sound signal may be given to indicate the start of each shooting period except for the start of the match.*
- 7.5.7 No athlete will occupy the shooting line except when the appropriate signal has been given.
- 7.5.7.1 *10 seconds will be allowed for the athletes to leave and the next designated athletes to occupy the shooting line. This will be indicated by 2 sound signals and a red light.*
- 7.5.7.2 *When there is individual alternating shooting athlete competing will go to the shooting line upon the 10 seconds alerting signal. At the end of the 10 seconds 1 sound signal will start the 20-second shooting period for the first athlete in the match. As soon as the first arrow is shot and the score is posted, the countdown clock for the opponent athlete is started to indicate*

BOOK 2

FITA CONSTITUTION AND RULES

his 20 second-period to shoot 1 arrow. The athletes of the match will continue to alternate their shots following the countdown clock visual signal until each athlete has shot his 3 arrows.

7.5.8 If the shooting is suspended during an end for any reason, the time limit will be adjusted.

7.5.8.1 *40 or 20 seconds per arrow will be given, in the Olympic and Compound Match Round Individual Event.*

7.5.8.2 *In the Team Event with alternate shooting the clock will be reset with the time that remained when the emergency stopped the shooting plus 5 seconds. Shooting will resume from the shooting line.*

7.5.8.3 *In the Team Event at other tournaments, 20 seconds per arrow will be given. Shooting will resume from the shooting line.*

7.6 SCORING

7.6.1 There will be scorers in sufficient numbers to ensure that each target butt has a scorer.

7.6.1.1 *These scorers can be athletes when there is more than 1 athlete per target butt. 1 scorer will be appointed for each target butt.*

7.6.1.2 *Scoring will take place after each end of 6 arrows or after every end of 3 arrows.*

7.6.1.3 *Scorers will enter on the scorecards the value of each arrow in descending order as called out by the athlete (or athlete's agent, article 7.6.1.7) to whom the arrows belong. Other athletes on that target will check the value of each arrow called out and in case of disagreement call the assigned judge who makes the final decision.*

7.6.1.4 *The value of the arrow will be called by the athlete. His opponent will check the value of each arrow and in case of disagreement call the assigned judge who makes the final call.*

7.6.1.4.1 *In each set an athlete can score a maximum of 30 points (for 3 arrows). In the Olympic Elimination Round, the athlete with the highest score of that end obtains 2 set points; in case of a tied score both athletes obtain 1 set point.*

7.6.1.4.2 *In the Olympic Elimination Round, as soon as an athlete reaches 6 set points (6 of 10) possible in a 5 set match, he is declared winner and passes to the next round.*

7.6.1.5 *In the Team Event, scoring will be cumulative in descending order arrows of each team, every athlete can move up to the target butt, but only 1 person per team will call the points. A member of the opposing team will check the value of each arrow and in case of disagreement call the assigned judge who makes the final call (see also article 7.6.1.7).*

- 7.6.1.6 *In the Finals Rounds, the value of the arrows will be determined by the scoring judges in the order they are shot. These unofficial recorded values will be checked and changed if required by the athlete's agent when the official scoring takes place at the target. The agent of the opposing athlete/team will check the value of each arrow and in case of disagreement the assigned target judge makes the final decision.*
- 7.6.1.7 *Athletes may delegate authority to score and collect their arrows to their Team Captain or to another athlete on their own target butt, provided that they themselves do not move up to the target butt (e.g. athletes with disabilities).*
- 7.6.2 An arrow will be scored according to the position of the shaft in the target face. If the shaft of an arrow touches 2 colours, or touches any dividing lines between 2 scoring zones, that arrow will score the higher value of the 2 zones involved.
- 7.6.2.1 *Neither the arrows nor the target face will be touched until the value of all the arrows on that target face has been recorded.*
- 7.6.2.2 *If more than the required number of arrows should be found in the target butt or on the ground near the butt, or in the shooting lanes, only the lowest 3 (or 6, as the case may be) in value will be scored. Athletes or teams found to repeat this offence may be disqualified.*
- 7.6.2.2.1 *For the Team Compound Match Round, arrows may be shot in any order, but if more than 3 arrows (2 for mixed team) are shot into the same target face, all arrows count as part of that end, but only the 3 lowest (2 lowest for mixed team) value arrows will score. The other arrow, or arrows, in the same face will be scored as a miss, or as misses. Any arrow missing the outermost blue 5-zone will be scored as a miss.*
- 7.6.2.3 *If a fragment of a target face is missing, including the dividing line or where 2 colours meet, or if the dividing line is pushed aside by an arrow, then an imaginary circular line will be used for judging the value of any arrow that hits such a part.*
- 7.6.2.4 *All arrow holes in the scoring zone will be suitably marked every time the arrows are scored and drawn from the target face.*
- 7.6.2.5 *Arrows embedded in the butt and not showing on the face can only be scored by a judge.*
- 7.6.2.6 *An arrow hitting:*
- 7.6.2.6.1 *The target butt and rebounding, will score according to the mark it makes on the target face, provided that all the other arrow holes have been marked and an unmarked hole or mark can be identified;*
- When a rebound occurs:*
- *All athletes on that target butt will, when a rebound occurs, stop shooting but remain on the shooting line calling a judge;*
 - *When all athletes on the shooting line for that end have finished shooting their arrows or the time limit has expired,*

whichever is appropriate, the Director of Shooting will interrupt the shooting. The athlete with the rebound arrow will go to the target butt together with a judge, who will decide the point of impact, take down the value and mark the hole. The judge will later participate in scoring that end. The rebound arrow is to be left behind the target butt until that complete end has been scored. When the field is clear, the Director of Shooting will give the signal for those athletes on the target butt where the rebound occurred to continue shooting;

- *These athletes will complete their end of 3 or 6 arrows, before general shooting or scoring is resumed. No other athlete is to occupy the shooting line.*

7.6.2.6.2 The target butt and hanging from it, will have the athlete or athletes on that target butt stop shooting and signal and call a judge. When the shooting of that end has been completed by the other athletes on the line, a judge with the athlete will go to the target butt, note the value of the arrow, remove it, mark the hole and place the arrow behind the target butt. The remaining arrows will be shot by the athlete(s) on that target butt before the Director of Shooting orders general shooting or scoring to continue. The judge concerned will participate in the scoring of that end.

7.6.2.6.3 The target butt and passing completely through the butt, provided all arrow holes have been marked and provided an unmarked hole can be identified, will score according to the value of the hole in the target face.

7.6.2.6.4 Another arrow in the nock and remaining embedded therein will score the same value as the arrow struck.

7.6.2.6.5 Another arrow and deflecting into the target face will score as it lies in the target face.

7.6.2.6.6 Another arrow, and then rebounding, will score the value of the struck arrow, provided the damaged arrow can be identified.

7.6.2.6.7 A target face other than an athlete's own target face will be considered part of that end and score as a miss.

7.6.2.6.8 Outside the outermost scoring zone of the target face will score as a miss.

7.6.2.7 An arrow found on the ground in the shooting lane or behind the target butt, which has been claimed as a bouncer or pass through, must, in the opinion of the judge(s), have first hit the target butt. If more than 1 unmarked hole is located in the scoring zone of the target face after a bouncer or pass through has occurred, the value of the lowest scoring hole will be given to the athlete;

7.6.2.8 In the Olympic and Compound Match Round arrows rebounding, passing through the butt or hanging from it will not stop the competition.

- 7.6.2.9 *A miss shall be recorded as “M” in the scorecard.*
- 7.6.3 The Director of Shooting will ensure that, after scoring, no arrows are left in the target butts before any signal is given to continue shooting.
- 7.6.3.1 *If arrows are accidentally left in the target butt, the shooting will not be interrupted. An athlete may shoot that end with other arrows or make up the arrows lost after shooting over that distance has been completed. A judge will participate in the scoring of that end, making sure that the arrows which have remained in the target butt from the previous end were entered in the athlete’s scorecard before any arrows are withdrawn from the target butt.*
- 7.6.3.2 *In the event of an athlete leaving arrows he may use others provided a judge is informed before shooting begins.*
- 7.6.4 Scorecards will be signed by the scorer and the athlete, indicating that the athlete agrees with the value of each arrow, the sum total, the number of 10’s and the number of X’s. If the scorer is participating in the shooting, his scorecard will be signed by another athlete on the same target butt.
- 7.6.4.1 *Each target will have 2 scorecards of which 1 can be electronic. The organisers shall not be required to accept or record scorecards that have not been signed, do not contain the sum total, the number of 10’s or the number of X’s or which contain mathematical errors. The organisers or officials are not required to verify the accuracy of any submitted scorecard however if the organisers or the officials note an error, they will correct such error and the result as corrected shall stand. Any such corrections must occur before the next stage of competition. Should a discrepancy be found in the sum total, the sum total of the lowest arrow scores will be used for the final result.*
- 7.6.4.2 *For all Elimination and Finals Rounds scorecards shall be signed by the 2 athletes in the match, denoting that both athletes or archers’ agents agree with the value of each arrow, the total sum, the number of Xs, 10s and the result of the sets and match. Any information missing on the scorecard will be considered as non-existing (0).*
- 7.6.5 In the event of a tie in score, the ranking of the results will be determined in the following order.
- 7.6.5.1 For ties occurring in all rounds, except for those ties as set out below (article 7.6.5.2):
- Individuals and Teams:
 - Greatest number of 10’s (including inner 10’s);
 - Greatest number of X’s (inner 10’s);
 - After this, athletes still tied will be declared equal; but for the position in the match play chart a disk toss will decide the position of those declared equal.

BOOK 2

FITA CONSTITUTION AND RULES

7.6.5.2 For ties deciding the entrance to the Elimination Rounds, or in matches there will be shoot-offs to break the ties (the system of the number of 10's and X's will not be used):

7.6.5.2.1 *Ties deciding the entrance to the Elimination Round will be broken on the distance shot last as soon as the results of the Qualification Round have been made official. At 30m the target set-up for the shoot-off will be as follows:*

- *For individuals there will be 1 athlete per target butt on neutral target butts in the middle of the field;*
- *For individuals when shooting on multiple centre faces the athlete will shoot at the centre in the same position (A, B, C or D) that he used in the competition;*

For each team 1 target butt with 1 single target face, or 3 80cm-centres with triangular set-up in the middle of the field will be used. The individual team members will decide which centre they will shoot at when multiple centres are used.

7.6.5.2.2 *Individuals:*

- *A single arrow shoot-off for score;*
- *If there is still a tie the arrow closest to the centre of the target face will resolve the tie; or*
- *Successive single arrow closest-to-the-centre shoot-offs, until the tie is resolved;*
- *In alternate shooting, the athlete that shot first in the match will start shooting the shoot-off.*

7.6.5.2.3 *Teams:*

- *A 3-arrow (2-arrow for mixed team) shoot-off for score, a single arrow by each team member ;*
- *If the score is tied the team with the arrow closest-to-the-centre will win;*
- *If still tied the arrow second (or third) closest-to-the-centre will determine the winner;*
- *In alternate shooting, the team that shot first in the match will start shooting the shoot-off;*
- *In alternate shooting, the alternation between the teams will take place after every shot arrow;*
- *For the Team Compound Match Round the shoot-off will be shot on a single target face.*

7.6.5.2.4 *Until official information about shoot-offs is given, athletes must remain on the competition field. An athlete who is not present to participate in an announced shoot-off match will be declared the loser of that match.*

7.6.6 The final ranking will follow the above procedure, however only the top 8 athletes (teams) will be individually ranked.

- 7.6.6.1 Athletes eliminated during the 1/8 will be ranked 9th, during the 1/16 will be ranked 17th; etc. according to the stage of the elimination.
- 7.6.6.2 Athletes eliminated in the ¼ final will be ranked by number of set points won, and if tied by the number of cumulative points shot, in the last match. If still tied they will be declared tied.
- 7.6.6.3 Teams eliminated in the 1/4 final will be ranked by cumulative score of the last match shot and if still tied declared tied.
- 7.6.7 At the end of the Tournament the Organising Committee must supply complete result lists to all participating teams.

7.7 SHOOTING CONTROL AND SAFETY

- 7.7.1 A Director of Shooting will be appointed.
- 7.7.1.1 *Whenever possible this will be a judge. He will not participate in the shooting.*
- 7.7.1.2 *Assistants may be appointed as necessary at the discretion of the Organisers to assist the Director of Shooting in the execution of all the duties.*
- 7.7.2 The Director of Shooting will institute and enforce any reasonable safety measures he considers necessary (see also article 7.1.1.10), the duties include:
- 7.7.2.1 *Controlling the shooting, regulating the timing of ends, and the order in which the athletes will occupy the shooting line.*
- 7.7.2.2 *Exercising control over the use of the audio equipment, the activities of photographers, and spectators so that athletes are not disturbed.*
- 7.7.2.3 *Ensuring that spectators remain behind the barriers enclosing the venue.*
- 7.7.2.4 *In the case of an emergency giving a series of not less than 5 sound signals for all shooting to cease. If shooting is suspended during an end for any reason, 1 sound signal will be given for shooting to continue.*
- 7.7.2.5 *An athlete arriving after shooting has started will forfeit the number of arrows already shot, unless the Director of Shooting is satisfied that the athlete was delayed by circumstances beyond his control. In this case the athlete will be allowed to make up the lost arrows after the distance then being shot is completed, but in no circumstances may that be more than 12 arrows. It is not possible for an athlete to make up arrows in the Olympic or Compound Match Round.*
- 7.7.2.6 *The Director of Shooting, in consultation with the judges, has authority, to extend the time limit in exceptional circumstances. Any such special ruling introduced must be announced to the athletes before having effect. In such cases, the final results list must include the special ruling and the reasons for it. When*

BOOK 2

FITA CONSTITUTION AND RULES

visual time controls are in use, the thirty seconds remain unchanged.

- 7.7.2.7 *FITA trained and appointed cameramen and photographers will work within the spectator barriers described in article 7.1.1.10. Their position will be determined by the Technical Delegate and the safety measures are under the responsibility of the Technical Delegate. They will have a special FITA uniform indicating that they have this right.*
- 7.7.3 No athlete may draw his bow, with or without an arrow, except when standing on the shooting line. If an arrow is used, the athlete will aim toward the target butts, but only after being satisfied that the range is clear both in front of and behind the target butts.
- 7.7.3.1 *If an athlete, while drawing the bow with an arrow before the shooting starts, or during breaks between distances, releases an arrow, intentionally or otherwise, this will cause the athlete to lose the highest scoring arrow of the next scoring end.*
- 7.7.3.2 *The scorer will make a note to this effect on the athlete's scorecard and enter the values of all arrows for that end (3 or 6 arrows as the case may be), but the highest scoring arrow will be forfeited. This entry on the scorecard must be initialled by a judge and the athlete concerned.*
- 7.7.4 While shooting is in progress, only those athletes whose turn is to shoot may be on the shooting line (see article 7.5.6.1 RED).
- 7.7.4.1 *All other athletes, with their equipment, will remain behind the waiting line. After an athlete has shot his arrows, he will immediately retire behind the waiting line. The athlete may leave the spotting scope on the shooting line between ends providing it does not create an obstacle for any other athlete.*
- 7.7.4.2 *In the Olympic Round team event, only 1 athlete at a time may be on the line to shoot, while the other 2 athletes remain behind the 1m line waiting for the first athlete to cross back over the 1m line (see article 7.5.2.3 wheelchair athletes).*
- 7.7.5 No athlete may touch the equipment of another without the latter's consent. Serious cases may lead to penalties being applied.
- 7.7.6 No smoking is allowed in or in front of the athletes' area.
- 7.7.7 When drawing back the string of his bow an athlete must not use any technique which, in the opinion of the judges, could allow the arrow, if accidentally released, fly beyond a safety zone or safety arrangements (overshoot area, net, wall etc.). If an athlete persists in using such a technique, he will, in the interest of safety, be asked by the chairperson of the Tournament Judge Commission or the Director of Shooting to stop shooting immediately and to leave the field.

7.8 CONSEQUENCES OF BREAKING RULES

Set out below is a summary of the penalties or sanctions applied to athletes when rules are broken or conditions are not fulfilled, together with the consequences of such actions on athletes and officials.

- 7.8.1 Eligibility, disqualification.
 - 7.8.1.1 Athletes are not eligible to compete in FITA events if they do not meet the requirements laid down in Book 1, Chapter 2.
 - 7.8.1.2 An athlete found guilty of breaking any of those rules may be eliminated from the competition and will lose any position he may have gained.
 - 7.8.1.3 An athlete is not eligible to compete in World Championships if his Member Association does not meet the requirements laid down in Book 1, article 3.7.2.
 - 7.8.1.4 An athlete found competing in a class laid down in Book 1, article 4.2 of which he does not fulfil the requirements, will be eliminated from the competition and lose any position gained.
 - 7.8.1.5 An athlete found to have committed an Anti-Doping Rules Violation will be subject to sanctions as laid down in Book 1, Appendix 5.
 - 7.8.1.6 Any athlete found to be using equipment contravening FITA Rules may have his scores disqualified (article 7.3).
 - 7.8.1.7 Athletes or teams repeatedly found shooting more than the permitted number of arrows per end may have their scores disqualified (article 7.6.2.2).
 - 7.8.1.8 An athlete proved to have knowingly broken any rules and regulations may be declared to be ineligible to participate in the competition. The athlete will be eliminated and will lose any position he may have gained.
 - 7.8.1.9 An athlete who persists in using a dangerous method of drawing the string in the opinion of the judges, will be asked by the chairperson of the Tournament Judge Commission or the Director of Shooting to stop shooting immediately and leave the field (article 7.7.7).
- 7.8.2 Losing the score of arrows.
 - 7.8.2.1 *An athlete arriving after shooting has started will forfeit the number of arrows already shot, unless the Director of Shooting is satisfied that the athlete was delayed by circumstances beyond his control (article 7.7.2.5).*
 - 7.8.2.2 *In the case of an equipment failure an athlete will only be allowed to make up the number of arrows that can be shot within 15 minutes while following the standard order of shooting. All other arrows will be lost (article 7.4.2.5; see article 7.4.2.6 for an unexpected medical problem).*
 - 7.8.2.3 *An arrow shot before or after the specified time or out of sequence will be considered as being part of that end and will cause the athlete to lose the highest scoring arrow of that end*

which will be scored as a miss. This violation will be notified by the judge raising a red card.

7.8.2.4 *An arrow shot on the competition field after the Director of Shooting has officially closed the practice session on the competition field, (which is after the pulling of the practice arrows), or during the breaks between distances or rounds will cause the athlete to lose the highest scoring arrow of the next scoring end. This violation will be notified by the judge raising a red card.*

7.8.2.5 *In the team event, if any of the athletes of a team shoots an arrow before or after the relevant signal to start or finish the time period, that arrow will count as part of that end and will cause the Team to lose the highest scoring arrow of that end which will be scored as a miss. This violation will be notified by the judge raising a red card.*

7.8.2.6 *If more than the required number of arrows should be found in the target butt or on the ground near the target butt, or in the shooting lanes, only the 3 lowest (or 6 lowest, as the case may be) in value will be scored (article 7.6.2.2).*

7.8.2.7 *In the Team Event, if 1 member of the team shoots more than 2 arrows, the following rule applies:*

If any athlete fails to shoot his 2 arrows in an end the number of un-shot arrows will still form part of that end. An un-shot arrow will be recorded as a miss. If the total number of arrows, including all un-shot arrows in any 1 end exceeds 6 (or 4) arrows, article 7.8.2.6 will apply.

7.8.2.8 *For the Team Compound Match Round when more than 3 arrows (2 for Mixed Team) are shot into the same target face all arrows count as part of that end but only the 3 lowest (2 lowest for mixed team) value arrows will score.*

7.8.2.9 *If a member of the team shoots more than the required number of arrows in alternate shooting before returning behind the 1m line, the team will lose the highest scoring arrow of that end. This violation is notified by a judge raising a red card.*

7.8.2.10 *An arrow not hitting a scoring zone, or hitting a target face other than the athlete's own target face will be considered as part of that end and scored as a miss (articles 7.6.2.6.7 and 7.6.2.6.8).*

7.8.3 Team Round Time penalties.

(For details of procedure see the Organisers' Manual):

7.8.3.1 *If a member of a team crosses the 1m line too soon the judge will raise the yellow card or will switch on a yellow light in front of the shooting line. This card or light indicates that the athlete will have to return behind the 1m line to start over again or be replaced by another athlete with arrows to shoot who must start from behind the 1m line.*

7.8.3.2 *If the team does not obey the yellow card (or light) and the athlete shoots his arrow, the team will lose the highest scoring*

arrow for that end. This violation will be notified by the judge raising a red card.

7.8.3.3 *The same procedure applies if a team member removes an arrow from the quiver before standing on the shooting line.*

7.8.4 Warnings.

Athletes who have been warned more than once and who continue breaking the following rules or who do not follow decisions and directives (which can be appealed) of the assigned judges will be treated according to article 7.8.1.8:

7.8.4.1 *No smoking is allowed in or in front of the athletes' area (article 7.7.6).*

7.8.4.2 *No athlete may touch the equipment of another without the latter's consent (article 7.7.5).*

7.8.4.3 *No athlete may draw his bow, with or without an arrow, except when standing on the shooting line (article 7.7.3).*

7.8.4.4 *While shooting is in progress, only those athletes whose turn is to shoot may be on the shooting line (article 7.7.4).*

7.8.4.5 *An athlete may not raise his bow arm until the signal is given to start (article 7.4.3).*

7.8.4.6 *Neither the arrows nor the target face will be touched until all the arrows on that target butt have been recorded (article 7.6.2.1).*

7.8.4.7 *When drawing back the string of the bow an athlete must not use any technique which, in the opinion of the judges, could allow the arrow, if accidentally released, fly beyond a safety zone or safety arrangements (overshoot area, net, wall etc.) (article 7.7.7).*

7.9 JUDGING

7.9.1 The judges' duties are to ensure that the tournament is conducted according to the Constitution and Rules, and in fairness to all athletes.

7.9.1.1 *There must always be a minimum of 1 judge. For every 10 target butts at least 1 judge will be appointed except for tournaments shot according to article 3.11.1.1. Their duties will be as follows:*

7.9.1.2 *They will check all distances and the correct layout of the range; the dimensions of target faces and target butts; that the faces are set at the correct height from the ground; that all butts are set at a uniform angle.*

7.9.1.3 *They will check all the necessary venue equipment.*

7.9.1.4 *They will check all athletes' equipment before the Tournament (time to be stated on the tournament programme) and at any time thereafter during the Tournament.*

7.9.1.5 *They will control the conduct of the shooting and scoring.*

BOOK 2

FITA CONSTITUTION AND RULES

- 7.9.1.6 *They will consult with the Director of Shooting on questions which arise regarding the shooting.*
- 7.9.1.7 *They will handle any disputes and appeals which may arise and, where appropriate, pass them on to the Jury of Appeal.*
- 7.9.1.8 *They will in liaison with the Director of Shooting, interrupt the shooting if necessary, because of weather conditions, power failures, a serious accident, or other occurrences, but to ensure if at all possible, that each day's program is completed on that day.*
- 7.9.1.9 *They will consider relevant complaints or requests from Team Captains and, where applicable, to take suitable action. Collective decisions will be made by a simple majority of votes. In case of a tie, the chairperson will have a tie breaking vote.*
- 7.9.1.10 *They will deal with questions concerning the conduct of the shooting or the conduct of an athlete. These questions must be lodged with the judges without any undue delay and in any event must be lodged before the prize giving. The ruling of the judges or Jury of Appeal, as applicable, will be final.*
- 7.9.1.11 *They will ensure as far as possible that athletes and officials conform to the Constitution and Rules as well as to decisions and directives the judges may find necessary to make.*

7.10 QUESTIONS AND DISPUTES

- 7.10.1 Any athlete on the target butt will refer any questions about the value of an arrow in the target face to a Judge before any arrows are drawn.
 - 7.10.1.1 *The decision of that judge is final.*
 - 7.10.1.2 *A mistake on the scorecard may be corrected before the arrows are drawn, provided that all the athletes on the target agree on the correction. The correction must be witnessed and initialled by all the athletes on the target. Any other disputes concerning entries on a scorecard must be referred to a judge.*
 - 7.10.1.3 *Should range equipment be defective or a target face become unreasonably worn or otherwise damaged, an athlete or Team Captain may appeal to the judges to have the defective item replaced or remedied.*
- 7.10.2 Questions concerning the conduct of the shooting or the conduct of an athlete must be lodged with the judges before the next stage of the competition.
 - 7.10.2.1 *Questions regarding the daily published results must be lodged with the judges without any undue delay, and in any event must be lodged in time to allow corrections to be made before the prize giving.*
 - 7.10.2.2 *The decision made by a judge in the team event concerning the use of yellow card (article 7.8.3.1) is final.*

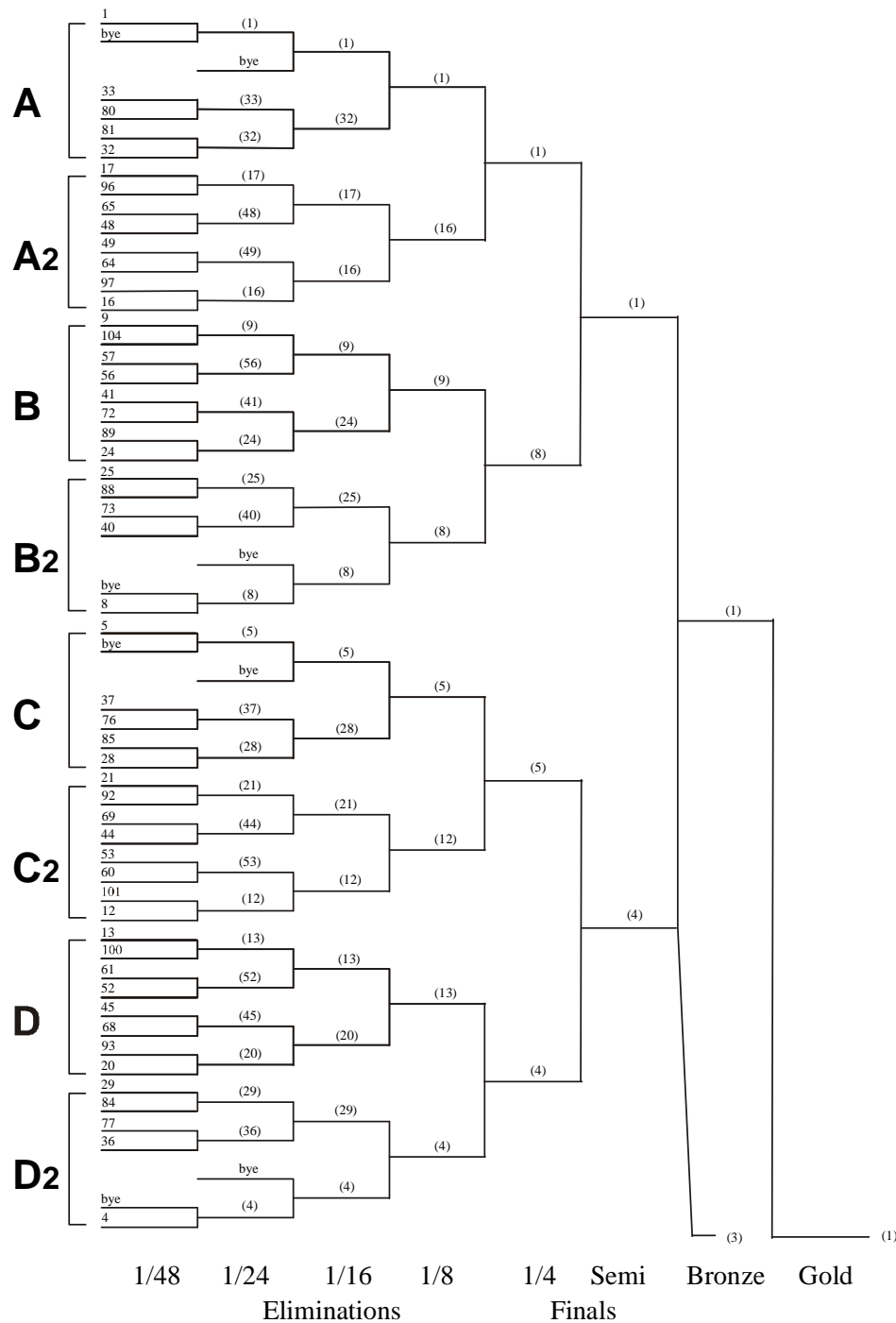
7.11 APPEALS

- 7.11.1 In the event of an athlete not being satisfied with a ruling given by the judges, he may, except as provided for in article 7.10.1 above, appeal to the Jury of Appeal according to article 3.13. Trophies or prizes which may be affected by a dispute will not be awarded until the Jury ruling has been given.

APPENDIX 1

VENUE EQUIPMENT-1 MATCH PLAY CHARTS

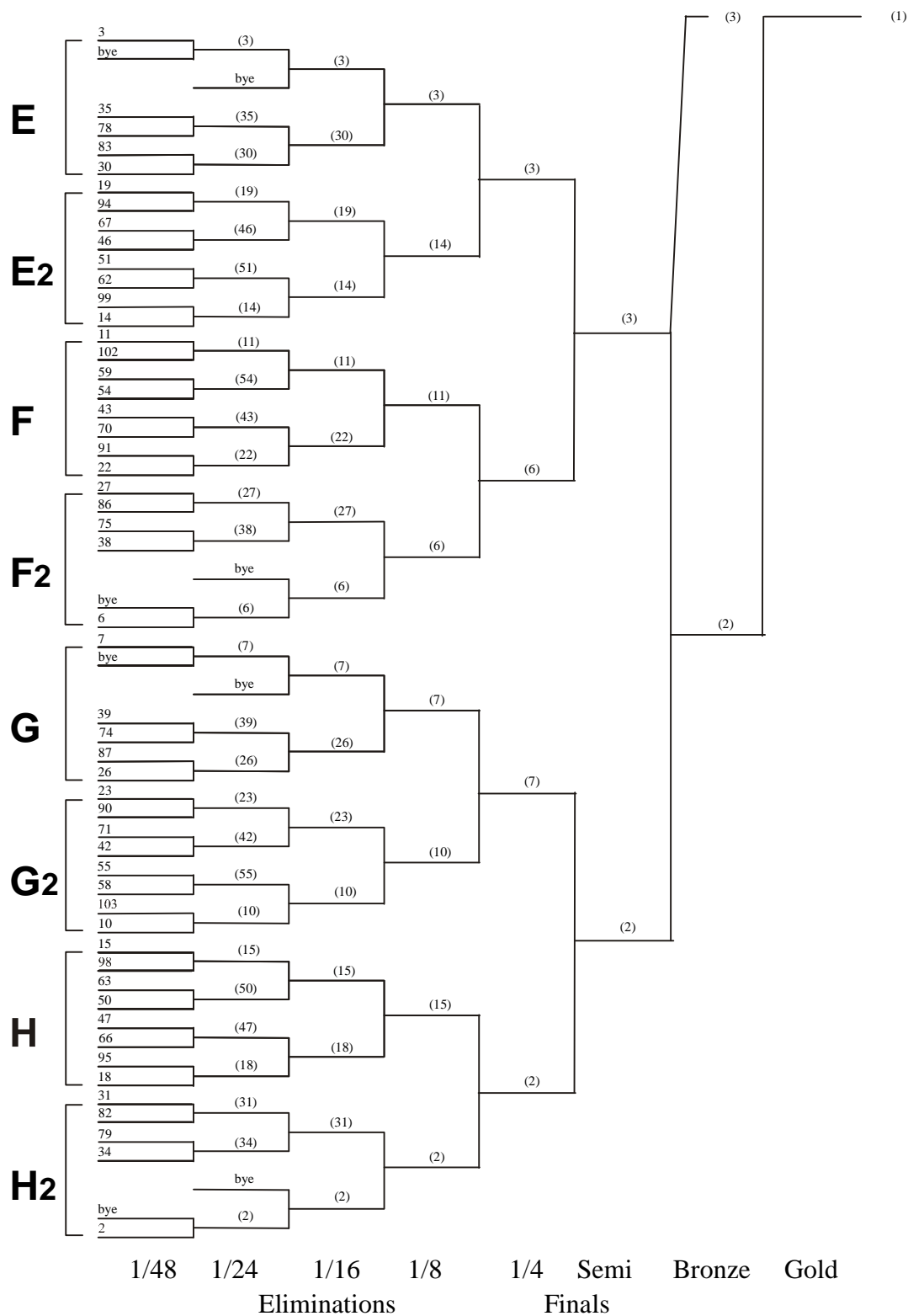
1 A. MATCHPLAY CHARTS 104 athletes, byes will be permitted (the 8 top athletes have byes)



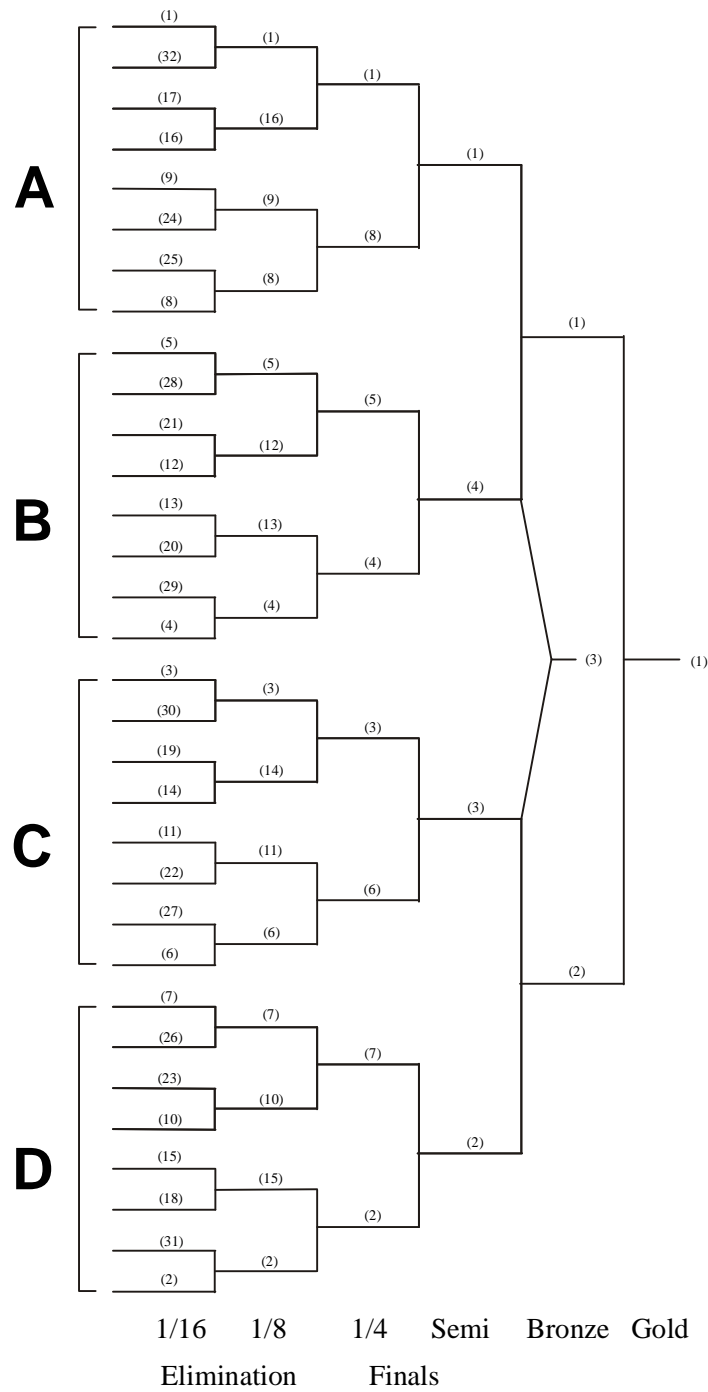
BOOK 2

FITA CONSTITUTION AND RULES

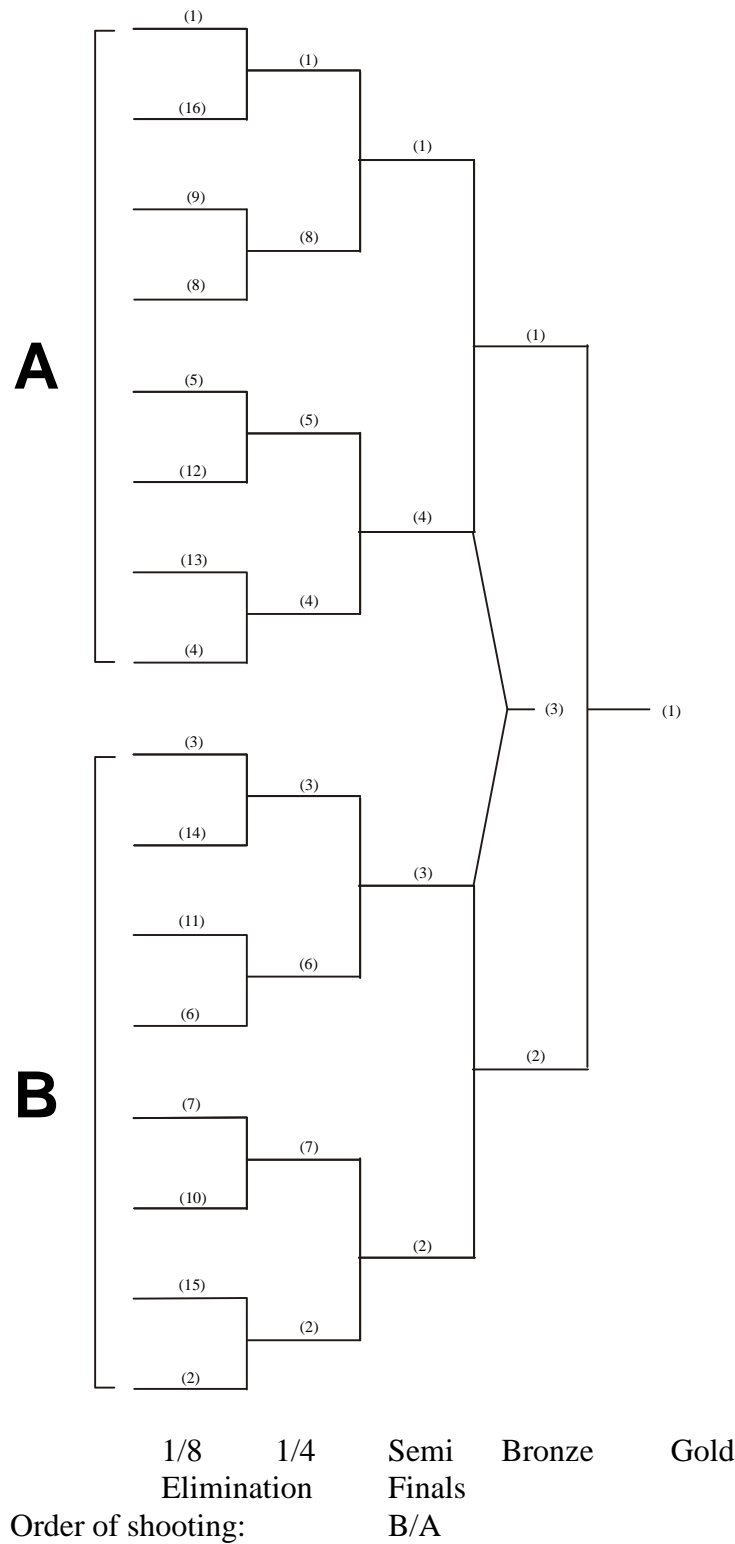
1 B. MATCH PLAY CHART 104 athletes, byes will be permitted (the 8 top athletes have byes)



3. MATCH PLAY CHART (32 athletes, byes will be permitted)

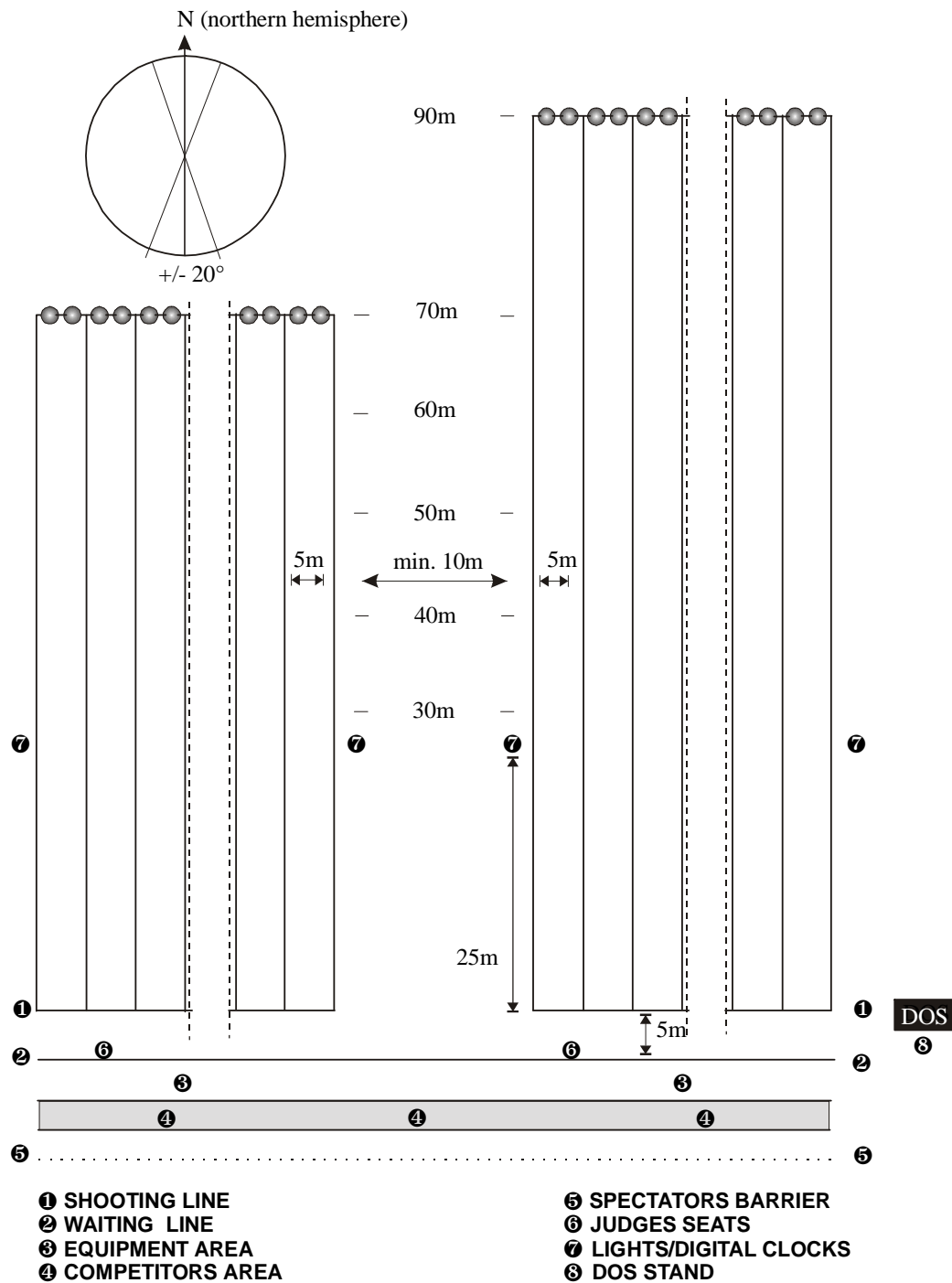


4. MATCH PLAY CHART (16 athletes or 16 teams, byes will be permitted)



VENUE EQUIPMENT-2 Range Layouts

1. **RANGE LAYOUT - MAJOR EVENTS and Olympic Round**
see Organisers' Manual
2. **RANGE LAYOUT - OTHER EVENTS (Recommendation)**

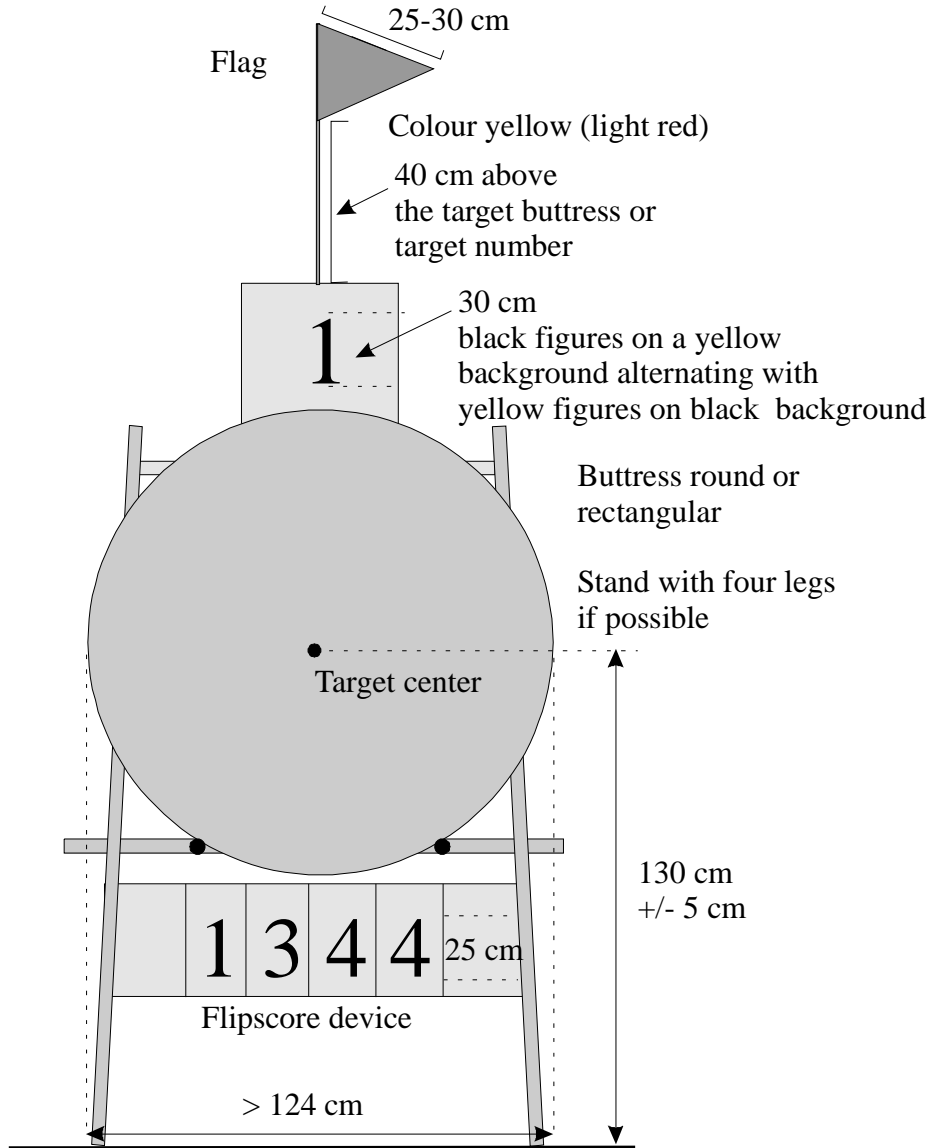


3. **OLYMPIC ROUND details see Organiser's Manual**

VENUE EQUIPMENT-3 Target-Faces

1. OUTDOOR BUTT SET-UP

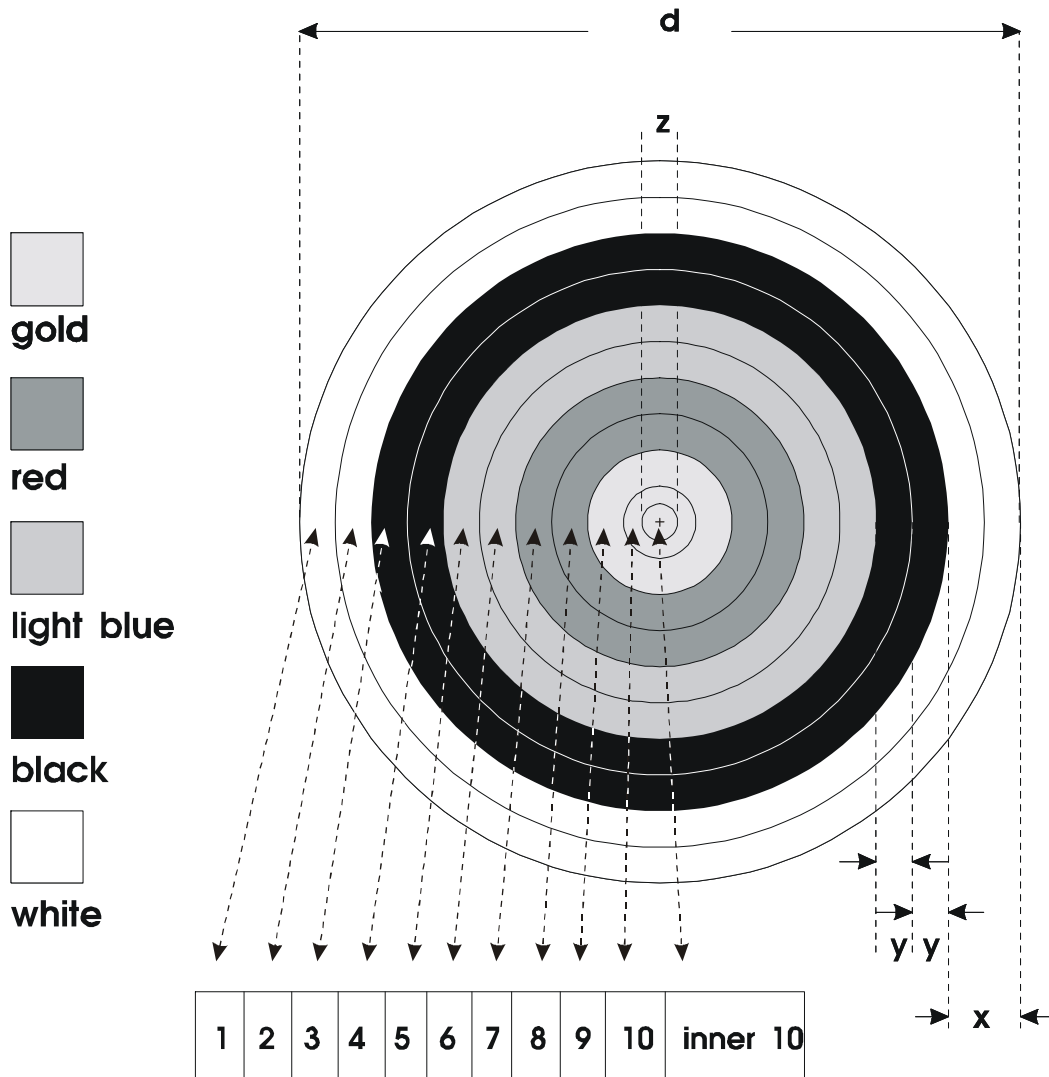
article 7.1.1.3 and 7.1.1.4 and article 7.2.3



BOOK 2

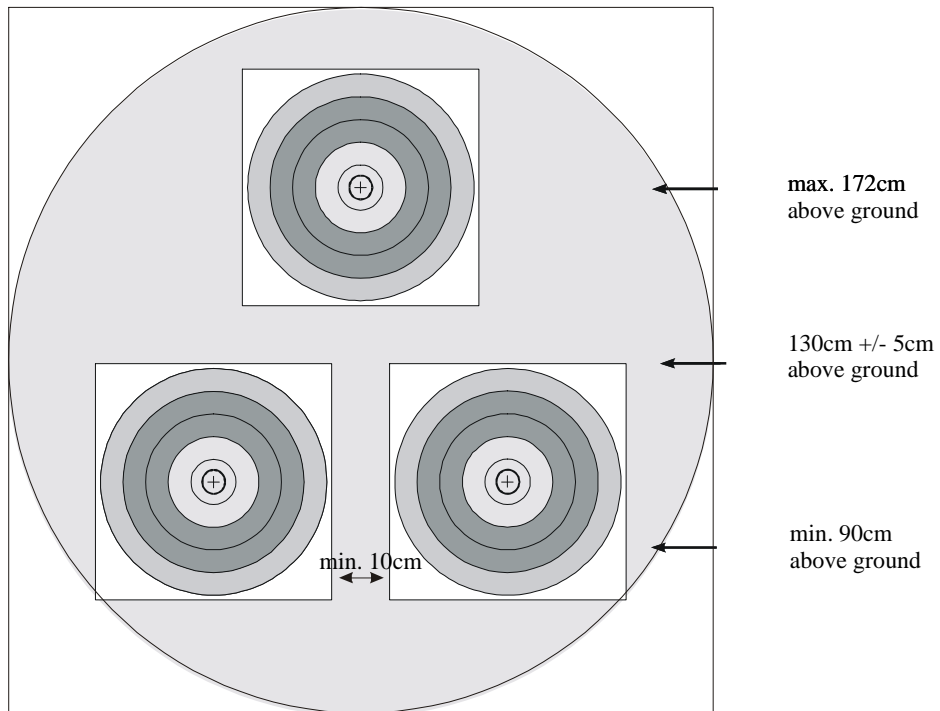
FITA CONSTITUTION AND RULES

2. OUTDOOR TARGET FACE

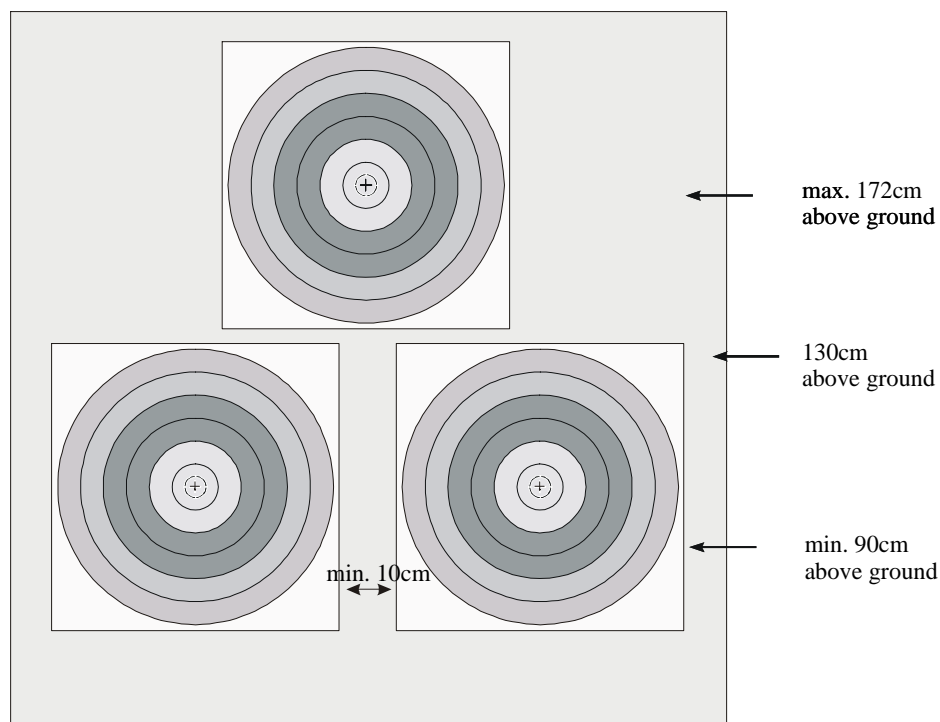


d	x	y	z
diameter of face	color zone	scoring zone	diameter of inner 10
122 cm	12.2 cm	6.1 cm	6.1 cm
80 cm	8 cm	4 cm	4 cm

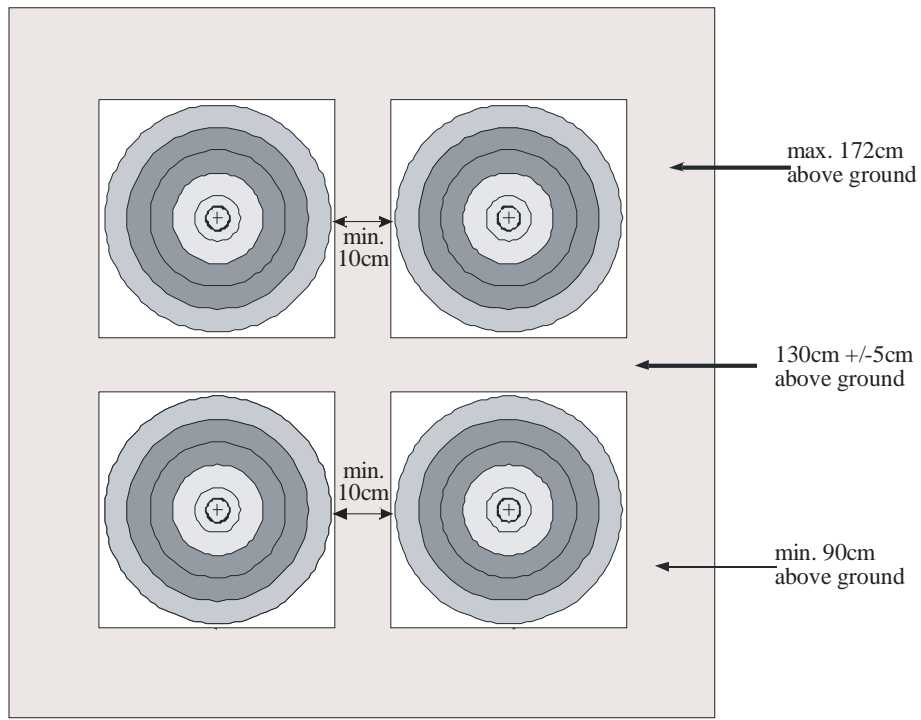
3. OUTDOOR - 80CM-CENTER MULTIPLE FACE SET-UP
 articles 7.2.1 and 7.2.2



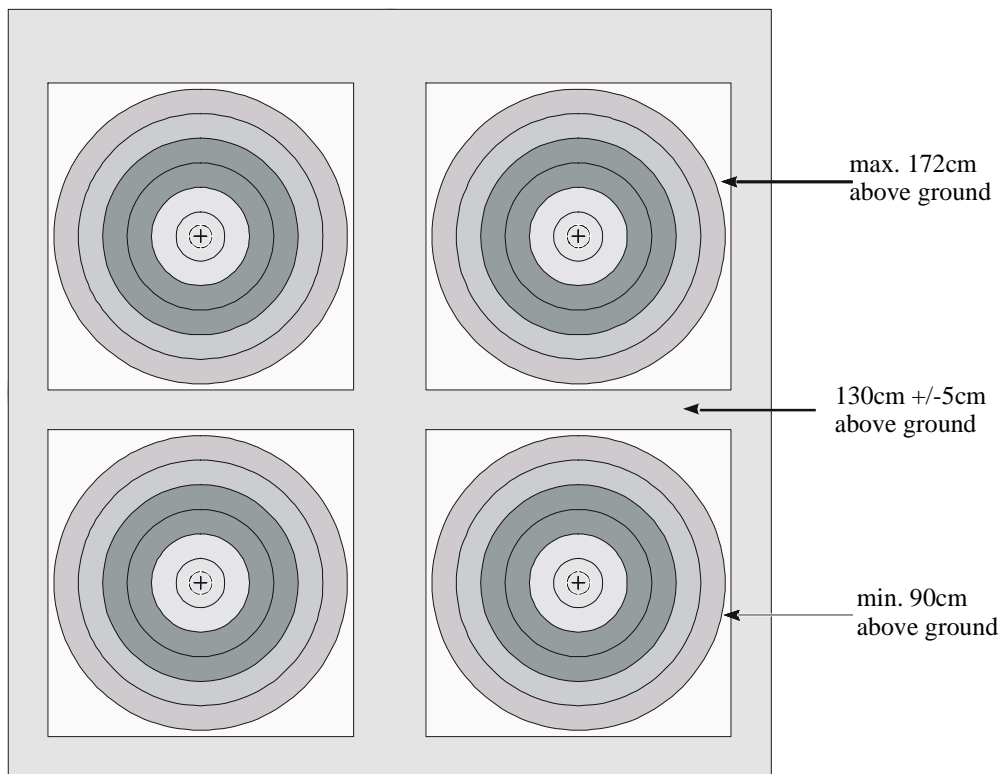
3 x 80cm 5-ring faces with scoring zones 6-10



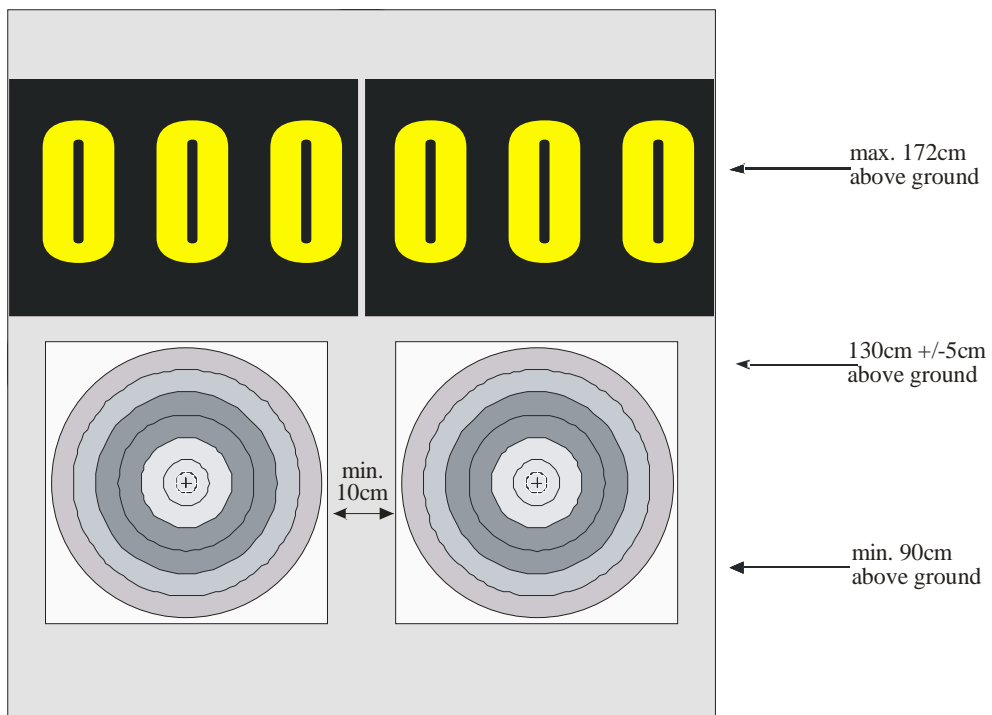
3 x 80 cm 6-ring faces with the scoringzones 5-10



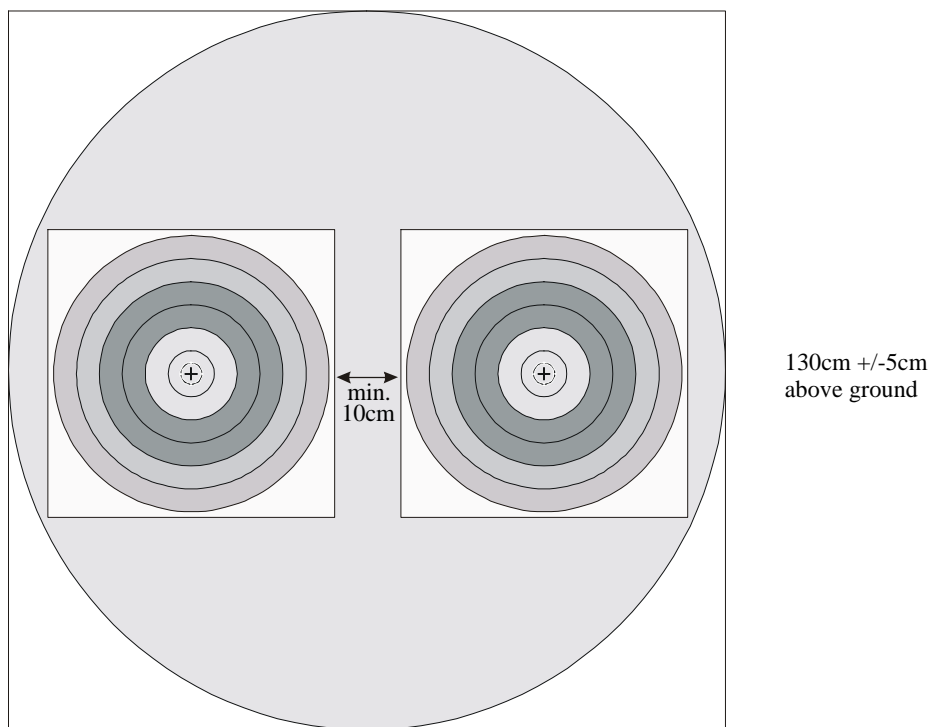
4 x 80cm 5-ring faces with the scoringzones 6-10




4 x 80cm 6-ring faces with the scoringzones 5-10



2 x 80cm 6-ring faces with the scoring zones 5-10



2 x 80cm 6-ring faces with the scoring zones 5-10



130cm +/-5cm
above ground

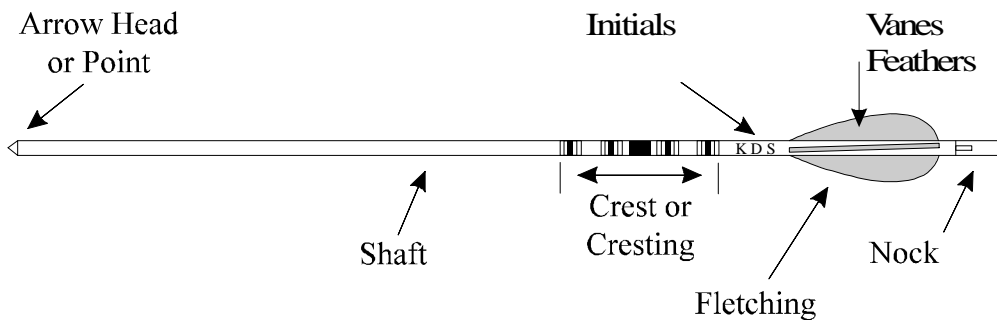
1 x 80cm 6-ring face with the scoring zones 5-10

APPENDIX 2

ATHLETES' EQUIPMENT

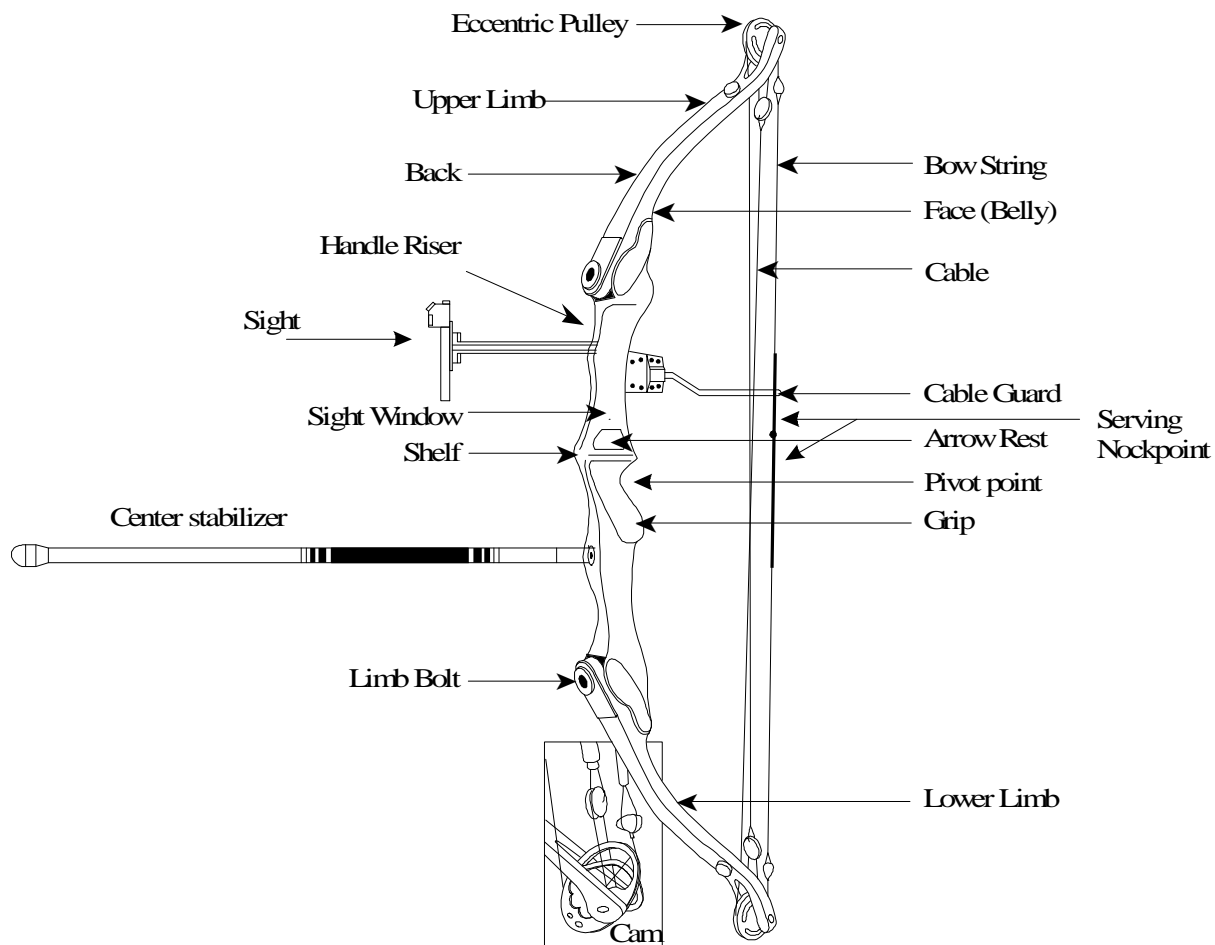
1. ARROW

Article 7.3.1.7.



2. COMPOUND BOW

Article 7.3.3.



3. RECURVE BOW

Article 7.3.1.

