

BOOK 3

Indoor Archery Rules

This edition contains all laws and bylaws approved by Congress through 30 August 2009 and the bylaws in effect on the 1 April 2010. There may be additional bylaws and interpretations after this date as well as amendments to the bylaws which may affect this edition. Please check the FITA website (www.archery.org) for a listing of all new bylaws, bylaw amendments and interpretations which may be in force.

This version supersedes all previous versions.

CHAPTER 8

INDOOR ROUNDS

(Details concerning the organisation of World Championships will be found in the Organiser's Manual)

8.1 RANGE LAYOUT

8.1.1 The range must comply with the following provisions.

- 8.1.1.1 *The range will be squared off and each distance accurately measured from a point vertically beneath the gold of each target face to the shooting line. The tolerance for range dimensions is $\pm 10\text{cm}$ at 25m and 18m.*
- 8.1.1.2 *A waiting line will be marked at a distance of at least 3m behind the shooting line.*
- 8.1.1.3 *The target butts may be set up at any angle between vertical and about 10 degrees from the vertical, but the line of target butts will be set up all at the same angle.*
- 8.1.1.4 *The height of the centres of the gold of the same type of face should look straight at all times.*
- 8.1.1.5 *There will be a point marked on the shooting line directly opposite each target butt. There will also be a number corresponding to that target butt between 1 and 2m in front of the shooting line. If 2 or more athletes are shooting at the same target butt at the same time the shooting positions will be marked on the shooting line. A minimum space of 80cm per athlete will be guaranteed. Where athletes in wheelchair are competing, additional space will be necessary.*
- 8.1.1.6 *Lanes containing not more than 2 athletes shooting at the same time may be laid and must be at least 160cm wide, allowing a minimum of 80cm per athlete.*
- 8.1.1.7 *A 3m line will be marked in front of the shooting line (see article 8.4.5.1).*
- 8.1.1.8 *Source of light, whether natural or artificial, and its effect on the target faces should be considered.*
- 8.1.1.9 *It is recommended that classes be separated on the shooting line.*
- 8.1.1.10 *Where the size of the hall dictates, suitable barriers will be erected around the range to keep spectators back. These barriers will be at least 10m from the ends of the target line and will be at a minimum of 5m behind the waiting line. No spectators are allowed beyond the target line. Where the size of the hall does not require the erection of side barriers no spectators are allowed beyond the barrier situated behind the waiting line.*

8.1.1.11 *For the Indoor Match Round Team events a clearly visible line will be marked 1m behind the Shooting Line. This line must be at least 3cm wide.*

8.1.1.12 *For the Indoor Match Round team event there will be marked an athletes' area behind the 1m line, giving reasonable space for 3 athletes and their equipment and a coach's area behind the athletes' area. If space allows, there will also be marked a small area for the judge between the 2 competing teams.*

8.2. VENUE EQUIPMENT

8.2.1 Target Faces

There are 6 Indoor target faces:

- The 60cm diameter face;
- The 60cm triangular triple face;
- The 60cm vertical triple face;
- The 40cm diameter face;
- The 40cm triangular triple face;
- The 40cm vertical triple face.

Only those Indoor target faces produced by a manufacturer licensed by FITA will be used at FITA competitions.

8.2.1.1 Description:

Target face, see drawing Appendix 1.

The 60cm and 40cm faces are divided by a thin line into 5 concentric colour zones arranged from the centre outwards as follows: gold (yellow), red, light blue, black and white (there are no dividing lines between light blue and black; nor between black and white). Each colour is divided by a thin line into 2 zones of equal width thus making in all 10 scoring zones of equal width when measured from the centre of the gold:

- *3cm on the 60cm target face;*
- *2cm on the 40cm target face.*

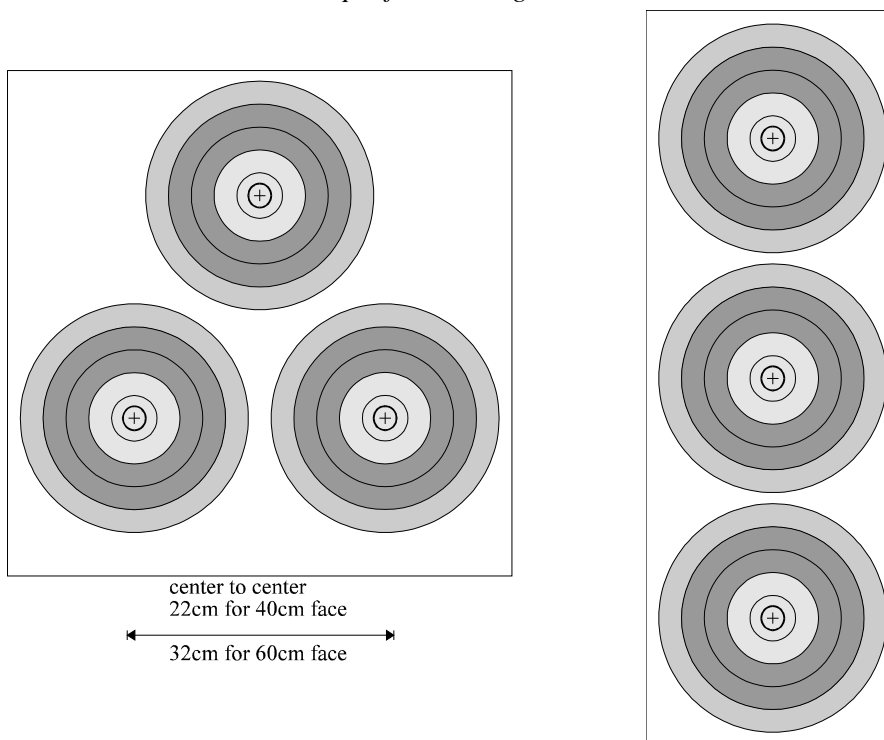
The dividing lines, and any dividing lines which may be used between colours, will be entirely within the higher zone in each case. The line marking the outermost edge of the white will be made entirely within the scoring zone. The width of the thin dividing lines and the outermost line will not exceed 2mm on both the 60cm and 40cm target faces. The centre of the target face is termed the "pinhole" and will be indicated by a small cross "x". The lines of the cross will not exceed 1mm in width and 4mm in length. For the Compound Division an inner 10-ring

of 3cm in diameter for the 60cm target faces and 2cm in diameter for the 40cm target faces is required.

In addition triple faces as follows may be used. (For the Indoor Match Round the 40cm triple face will be used. Vertical triple faces are mandatory for the World Archery Indoor Championships). They have the same dimensions as the FITA 60cm and 40cm faces respectively, but with the 5 to 1 scoring rings removed. The lowest scoring zone is therefore Light Blue 6.

Each set consists of 3 small faces on a white background arranged symmetrically in a triangular pattern with the centres respectively bottom left, at the apex, and at the bottom right, or in a vertical row. The centres of the golds will be approximately 32cm distant from each other on 60 cm faces and 22cm distant from each other on 40cm faces.

60 and 40 cm triple faces triangular and vertical



8.2.1.2 Scoring Values and Colour Specifications

<i>Scoring Values</i>	<i>Colours</i>	<i>Pantone Scale</i>
<i>10</i>	<i>Yellow</i>	<i>107U</i>
<i>9</i>	<i>Yellow</i>	<i>107U</i>
<i>8</i>	<i>Red</i>	<i>032U</i>
<i>7</i>	<i>Red</i>	<i>032U</i>
<i>6</i>	<i>Light Blue</i>	<i>306U</i>
<i>5</i>	<i>Light Blue</i>	<i>306U</i>
<i>4</i>	<i>Black</i>	<i>Process Black</i>
<i>3</i>	<i>Black</i>	<i>Process Black</i>
<i>2</i>	<i>White</i>	<i>-</i>
<i>1</i>	<i>White</i>	<i>-</i>

Target face, see drawing Appendix 1.

8.2.1.3 Tolerance of Measurements.

The target face will be measured using the diameter of each separate circle enclosing each of the 10 scoring zones. The tolerance of each diameter will not exceed $\pm 1\text{mm}$ for the scoring zones 10, 9 and 8 and $\pm 2\text{mm}$ for the other scoring zones when measured through the centre.

<i>Zone</i>	<i>Diameters in cm</i>		<i>Tolerance in mm \pm</i>
	<i>60</i>	<i>40</i>	
<i>Inner 10</i>	<i>3</i>	<i>2</i>	<i>1</i>
<i>10</i>	<i>6</i>	<i>4</i>	<i>1</i>
<i>9</i>	<i>12</i>	<i>8</i>	<i>1</i>
<i>8</i>	<i>18</i>	<i>12</i>	<i>1</i>
<i>7</i>	<i>24</i>	<i>16</i>	<i>2</i>
<i>6</i>	<i>30</i>	<i>20</i>	<i>2</i>
<i>5</i>	<i>36</i>	<i>24</i>	<i>2</i>
<i>4</i>	<i>42</i>	<i>28</i>	<i>2</i>
<i>3</i>	<i>48</i>	<i>32</i>	<i>2</i>
<i>2</i>	<i>54</i>	<i>36</i>	<i>2</i>
<i>1</i>	<i>60</i>	<i>40</i>	<i>2</i>

For the Compound Division only the inner 10-ring will score 10, the rest of the yellow scoring zone will score 9.

Target face, see drawing Appendix 1.

8.2.2 Size of target face at different distances and target set-up

For the distance of 25m, the target face of 60cm will be used.

For the distance of 18m, the target face of 40cm will be used.

8.2.2.1 Rounds and faces.

For the Indoor Match Round, the triple 40 cm faces will be used. In the Elimination and Finals Round the faces will be set in pairs on each target butt. Vertical triple faces will be mandatory for the World Archery Indoor Championship. The use of single or triple faces in all other competitions is the choice of the organisers, who can allow the athletes in the same class and division to shoot on a different type of face.

8.2.2.1.1 The set-up for a single face or a pair of faces.

The centre of the single face or the centre of the middle face of the vertical triple face will be 130cm above the floor. When using triangular triple faces the height refers to the 2 lower centres of the triple faces. When using a pair of faces, the minimum distance between scoring areas of the 2 faces will be 10cm. For 60cm faces the distance will be a minimum of 2cm between the 2 scoring zones.

8.2.2.1.2 Set-up for 4 40cm single or triple triangular faces.

In case of 4 40cm faces, the maximum height of the centres of the upper faces will be 162cm above the floor. The centres of the lower faces will be a minimum of 100cm above the floor. In the case of triple triangular 40cm faces, the maximum height refers to the highest centres of the triple faces and the minimum height refers to the lowest centres of the triple faces. The minimum distance between the scoring zones of 2 faces at the same height will be 10cm. Each face will be placed in its quarter of the target butt (see Appendix 1 drawing).

8.2.2.1.3 Set-up of 4, 3 and 2 40cm vertical triple faces:

When using 3 or 4 vertical triple 40 cm faces, the centres of the middle faces will be 130cm above the floor. With 4 vertical triple faces, there will be a space of at least 10cm between the scoring zones of the second and third column, and a maximum distance of 5cm between the scoring zones of columns 1 and 2, and columns 3 and 4.

With 3 vertical triple faces, there will be a space of minimum 10cm between the scoring areas of each column. With 2 vertical triple faces (individual and team event), there will be a space of minimum 25cm between the scoring areas of each column.

With 1 vertical triple face set-up horizontally (team shoot-off), the centre of the vertical triple face will be 130cm above the floor.

8.2.2.1.4 The tolerance of measurement must not exceed +/- 2cm for the positioning of the target faces.

8.2.2.2 *Material of target faces.*

Target faces may be made of paper or any other suitable material. All faces used for the same competition class will be uniform in colour and of the same material.

8.2.3 Butts (buttresses)

The size of the front of the butt, whether round or square, must be large enough to ensure that any arrow hitting the butt and just missing the outermost edge of the scoring zone remains in the butt. The Arrows hitting a target face shall remain embedded in the butt to allow proper scoring

8.2.3.1 *Any part of the butt or its support likely to damage an arrow will be covered. Care is necessary, particularly when more than one target face is placed on the butt, that arrows passing through the butts are not damaged by the support.*

8.2.3.2 *The butts will have target numbers. These numbers will be 30cm tall with black figures on a yellow background, alternating with yellow figures on a black background (e.g. no. 1 black on yellow, no. 2 yellow on black, etc.). Target numbers will be affixed above or below the centre of each target butt, so they are clear of the target face.*

8.2.4 Time Control Equipment

Acoustic and Visual.

The Director of Shooting (see article 8.7.1) will control:

- The start and end of each time limit with a whistle or other audible device.
- Each time limit with digital clocks, lights, flags, plates or any other simple visual device in addition to the audible signal referred to above.

8.2.4.1 *In the event of a small discrepancy between the acoustic and the visual time control equipment, the acoustic time control equipment will take precedence.*

8.2.4.2 *The following equipment can be used:*

- *Lights;*
 - *The colours will be red, yellow and green in that order with the red at the top. The lights must be synchronized and at no time will 2 different colours be on at the same time. In World Archery Indoor Championships the lights must be linked to the acoustic equipment so that the first sound of the acoustic equipment is simultaneous with the light turning red and the digital clock reaching zero.*
- *Digital Clocks;*
 - *When timing is controlled by the use of digital clocks, the figures on the clocks will be a minimum of 20cm in height and must be able to be clearly read at a distance of 100m. They must be able to be immediately stopped and reset as may be required. The clock must function on the countdown principle. All other requirements will be the same as for lights.*

- *When digital clocks are used, lights are not mandatory.*
- *If both systems are used they must be synchronised. If there is a discrepancy the digital clock takes precedence.*
- *The visual signals are to be placed on both sides of the field and, if necessary in a clear lane between target butts so they are visible to all athletes, both left and right-handed on the shooting line;*
- *Match play Indicators;*
 - *When shooting the alternating match play there will be separate green/red lights, countdown clocks, or other visual signals for each athlete to indicate whose turn to shoot.*
- *Emergency Equipment.*
 - *When the time limit is controlled by electrical equipment, plates, flags or other manual devices must be available in case the electrical equipment fails. Lights or digital clocks and emergency equipment are mandatory for World Championships (Book 1, article 3.1).*
 - *When the time limit is controlled manually by means of plates these are a minimum of 120cm by 80cm in size. They must be securely mounted and must be easy to turn quickly to show either side. 1 side of each plate will have 20-25cm wide stripes alternating in black and yellow. The stripes are to be at an angle of about 45 degrees to the ground. The reverse side of each plate will be all yellow.*

8.2.5 Miscellaneous Equipment.

The equipment outlined in the bylaws below is mandatory at World Archery Indoor Championships, and recommended for other important tournaments.

- 8.2.5.1 *Athlete's numbers must be worn by each athlete.*
- 8.2.5.2 *A device to indicate the order of shooting: AB/CD; CD/AB The letters will be large enough to be read by all athletes from their respective shooting positions.*
- 8.2.5.3 *A scoreboard for cumulative totals after each end, for at least the first 5 athletes of each category and the scores for the qualification cut.*
- 8.2.5.4 *In the Indoor Match Round, a name plate carrying the athlete's number or name in the individual events, or the official 3IOC acronym denoting the Member Association in the team events, will be displayed at each target butt next to the scoring device. The letters or figures must be at least 20cm tall.*
- 8.2.5.5 *In the Indoor Match a flip-score device to show 3 digits will be displayed below each butt. The figures will be at least 20cm tall.*
- 8.2.5.6 *A raised platform with seating facilities for the Director of Shooting.*
- 8.2.5.7 *An audio system and wireless radios.*

- 8.2.5.8 *On shooting fields other than the Finals field or Finals area of the main field, a sufficient number of chairs or benches placed behind the waiting line for all athletes, Team Captains, coaches and other officials.*

The chairs for judges should be placed at appropriate places along the waiting line for the Qualification and Elimination Round fields.

For World Championships Finals field, see Book 1, article 3.23.

- 8.2.5.9 *An automatic scoring device may be used only in the Finals Rounds.*

8.3 ATHLETES' EQUIPMENT

This article lays down the type of equipment athletes are permitted to use when shooting in FITA competitions. It is the athlete's responsibility to use equipment which complies with the rules. If in doubt, the athlete will show this equipment to the judge(s) before using it in competition.

Any athlete found to be using equipment contravening FITA Rules may have his scores disqualified.

Described below are the specific regulations that apply to each division followed by the regulations that apply to all divisions.

See also Book 1, Appendix 8: Para-Archery.

- 8.3.1 For the Recurve Division, the following items are permitted:

- 8.3.1.1 A bow of any type provided it subscribes to the accepted principle and meaning of the word bow as used in target archery, that is, an instrument consisting of a handle (grip), riser (no shoot-through type) and 2 flexible limbs each ending in a tip with a string nock. The bow is braced for use by a single string attached directly between the 2 string nocks, and in operation is held in 1 hand by its handle (grip) while the fingers of the other hand draw, hold back and release the string.

- 8.3.1.1.1 *Multi-coloured bow risers and trademarks located on the inside of the upper and lower limb are permitted.*

- 8.3.1.1.2 *Risers including a brace are permitted provided the brace does not consistently touch the athlete's hand or wrist.*

- 8.3.1.2 A bowstring of any number of strands.

- 8.3.1.2.1 *Which may be of different colours and of the material chosen for the purpose. It may have a centre serving to accommodate the drawing fingers, a nocking point to which may be added serving(s) to fit the arrow nock as necessary and, to locate this point 1 or 2 nock locators may be positioned. At each end of the bowstring there is a loop, which is placed in the string nocks of the bow when braced. In addition 1 attachment is permitted on the string to serve as a lip or nose mark. The serving on the string must not end within the athlete's vision at full draw. The*

bowstring must not in any way assist aiming through the use of a peephole, marking, or any other means.

8.3.1.3 An arrow rest, which can be adjustable.

8.3.1.3.1 A moveable pressure button, pressure point or arrow plate may be used on the bow provided they are not electric or electronic and do not offer any additional aid in aiming. The pressure point may not be placed any further back than 4cm (inside) from the throat of the handle (pivot point) of the bow.

8.3.1.4 1 draw check indicator, audible or visual, may be used provided it is not electric or electronic.

8.3.1.5 A bow sight for aiming is permitted, but at no time may more than 1 such device be used.

8.3.1.5.1 It must not incorporate a prism, or lens, or any other magnifying device, levelling, or electric or electronic devices nor will it provide for more than 1 sighting point.

8.3.1.5.2 The overall length of the sight (tunnel, tube, sighting pin or other corresponding extended component) will not exceed 2cm in the line of vision of the athlete.

8.3.1.5.3 A sight may be attached to the bow for the purpose of aiming and which may allow for windage adjustment as well as an elevation setting. It is subject to the following provisions:

- A bow sight extension is permitted;*
- A plate or tape with distance marking may be mounted on the bow as a guide for marking, but must not in any way offer any additional aid;*
- The sight point may be a fibre optic sight pin. The total length of the fibre optic pin may exceed 2cm, provided that 1 end is attached outside the athlete's line of vision at full draw, while the part within the athlete's line of vision does not exceed 2cm in a straight line before bending. It can only provide 1 illuminated aiming spot at full draw. The fibre optic pin is measured independently of the tunnel.*

8.3.1.6 Stabilisers and torque flight compensators on the bow are permitted.

8.3.1.6.1 They may not:

- Serve as a string guide;*
- Touch anything but the bow;*
- Represent any danger or obstruction to other athletes on the shooting line is concerned.*

8.3.1.7 Arrows of any type may be used provided they subscribe to the accepted principle and meaning of the word arrow as used in target archery, and that the arrows do not cause undue damage to target faces or butts.

8.3.1.7.1 An arrow consists of a shaft with head (point)nock, fletching and, if desired, cresting. The maximum diameter of arrow shafts will not exceed 9.3mm; the heads (points) for these arrows may have a maximum diameter of 9.4mm. All arrows of every athlete

BOOK 3

FITA CONSTITUTION AND RULES

must be marked with the athlete's name or initials on the shaft, and all arrows used at any end will carry the same pattern and colour(s) of fletching, nocks and cresting, if any.

- 8.3.1.8 Finger protection in the form of finger stalls or tips, gloves, or shooting tab or tape (plaster) to draw, hold back and release the string is permitted, provided they do not incorporate any device that will assist the athlete to hold, draw and release the string.
- 8.3.1.8.1 *A separator between the fingers to prevent pinching the arrow may be used. On the bow hand an ordinary glove, mitten or similar item may be worn but must not be attached to the grip of the bow. An anchor plate or similar device attached to the finger protection (tab) for the purpose of anchoring is permitted.*
- 8.3.1.9 Field glasses, telescopes and other visual aids may be used for spotting arrows:
- 8.3.1.9.1 *Provided they do not represent any danger or obstruction to other athletes on the shooting line.*
- 8.3.1.9.2 *Scopes must be adjusted so the highest portion of the scope is no higher than the armpit of the athletes.*
- 8.3.1.9.3 *Prescription spectacles, shooting spectacles and sunglasses may be used. None of these may be fitted with micro hole lenses, or similar devices, nor may they be marked in any way that can assist in aiming.*
- 8.3.1.9.4 *The spectacle glass of the non-sighting eye may be fully covered or taped, or an eye patch may be used.*
- 8.3.1.10 Accessories are permitted:
- 8.3.1.10.1 *Including bracers (arm guards), dress shield, bow sling, belt or ground quiver and tassel. Foot markers may not protrude more than 1cm from the ground. Devices to raise a foot or part thereof, attached or independent of the shoe, are permitted provided that the devices do not present an obstruction to other athletes on the shooting line, do not constitute a platform which would span or bridge the shooting line, do not anchor the foot to the platform or the platform to the ground, and do not protrude more than 2cm past the footprint of the shoe. Also permitted are limb savers and a tripod for a scope.*
- 8.3.2 For the Compound Division, the following equipment is described. All types of additional devices, unless they are electric or electronic, are permitted.
- 8.3.2.1 A Compound Bow, which may be of a shoot-through type, is one where the draw is mechanically varied by a system of pulleys or cams. The bow is braced for use by bowstring(s) attached directly to the cams, string nocks of the bow limbs, cables or by other means as may be applicable to the design.
- 8.3.2.1.1 *The peak draw weight must not exceed 60lbs.*
- 8.3.2.1.2 *Cable guards are permitted.*
- 8.3.2.1.3 *A brace or split cables are permitted, provided they do not consistently touch the athlete's hand, wrist or bow arm.*

- 8.3.2.2 A bowstring of any number of strands.
- 8.3.2.2.1 *Which may be of different colours and of the material chosen for the purpose. It may have a centre serving to accommodate the drawing fingers or release aid. Nocking points may be fitted to which may be added serving(s) to fit the arrow nock as necessary. In addition attachments are permitted on the string such as a lip or nose mark, a peep-hole, a peep-hole 'hold-in-line' device, loop bowstring, etc.*
- 8.3.2.3 An arrow rest, which can be adjustable.
- 8.3.2.3.1 *A moveable pressure button, pressure point or arrow plate, may all be used on the bow provided that they are not electric or electronic. The pressure point will be placed no further than 6cm back (inside) from the throat of the handle (pivot point of the bow).*
- 8.3.2.4 Draw check indicators, audible and/or visual may be used provided they are not electric or electronic.
- 8.3.2.5 A bow sight attached to the bow.
- 8.3.2.5.1 *Which may allow for windage adjustment as well as an elevation setting, which may also incorporate a levelling device, and/or magnifying lenses and/or prisms. Electric or electronic devices are not permitted.*
- 8.3.2.5.2 *A bow sight extension is permitted. The sight point may be a fibre optic sight pin and/or a chemical glowstick. The glowstick will be encased so as not to disturb other athletes and to provide only 1 sight point.*
- 8.3.2.6 Stabilisers and torque flight compensators:
- 8.3.2.6.1 *Provided that they do not:*
- *Serve as a string guide;*
 - *Touch anything but the bow;*
 - *Represent any danger or obstruction to other athletes on the shooting line.*
- 8.3.2.7 Arrows of any type may be used provided they subscribe to the accepted principle and meaning of the word arrow as used in target archery, and that these arrows do not cause undue damage to target faces or butts.
- 8.3.2.7.1 *An arrow consists of a shaft with head (point) nock, fletching and, if desired, cresting. The maximum diameter of arrow shafts will not exceed 9.3mm; the points (heads) for these arrows may have a maximum diameter of 9.4mm. All arrows of every athlete must be marked with the athlete's name or initials on the shaft. All arrows used at any end will carry the same pattern and colour(s) of fletching, nocks and cresting, if any.*
- 8.3.2.8 Finger protection in the form of finger stalls or tips, gloves, shooting tab or tape (plaster) to draw, hold back and release the string.
- 8.3.2.8.1 *A release aid may be used provided it is not attached in any way to the bow nor incorporate electric or electronic devices. A*

separator between the fingers to prevent pinching the arrow may be used. An anchor plate or similar device attached to the finger protection (tab) for the purpose of anchoring is permitted. On the bow hand an ordinary glove, mitten or similar item may be worn but must not be attached to the grip of the bow.

8.3.2.9 Field glasses, telescopes and other visual aids may be used for spotting arrows:

8.3.2.9.1 *Provided they do not represent any obstruction to other athletes on the shooting line.*

8.3.2.9.2 *Scopes must be adjusted so the highest portion of the scope is no higher than the armpit of the athletes.*

8.3.2.9.3 *Prescription spectacles, shooting spectacles and sunglasses may be used. They may not be fitted with micro-hole lenses, or similar devices nor may they be marked in any way which can assist in aiming.*

8.3.2.9.4 *The spectacle glass of the non-sighting eye may be fully covered or taped, or an eye patch may be used.*

8.3.2.10 Accessories are permitted:

8.3.2.10.1 *Including bracers (arm guards), dress shield, bow sling, belt or ground quiver, and tassel. Foot markers may not protrude more than 1cm from the ground. Devices to raise a foot or part thereof, attached or independent of the shoe, are permitted provided that the devices do not present an obstruction to other athletes on the shooting line, do not constitute a platform which would span or bridge the shooting line, do not anchor the foot to the platform or the platform to the ground, and do not protrude more than 2cm past the footprint of the shoe. Also permitted are limb savers, a tripod for a scope.*

8.3.3 For athletes of all divisions the following equipment is not permitted:

8.3.3.1 Any electronic communication device, headsets or noise reduction devices in front of the waiting line.

8.4 SHOOTING

8.4.1 Each athlete will shoot his arrows in ends of 3 arrows unless specified differently.

8.4.1.1 *Shooting will be in 1 direction only.*

8.4.2 There is a time limit for an athlete to shoot an end of 3 arrows (see also article 8.5.4 and following).

8.4.2.1 *The maximum time permitted for an athlete to shoot an end of 3 arrows is 2 minutes.*

8.4.2.2 *An arrow shot before or after the specified time, or out of sequence, will be considered as being part of that end and will cause the athlete to lose the highest scoring arrow of that end, which will be scored as a miss.*

- 8.4.2.3 *Any arrow shot after the Director of Shooting has officially closed the practice session on the competition field, (which is after the pulling of the practice arrows), or during the breaks between distances or rounds, will cause the athlete to lose the highest scoring arrow(s) of the next scoring end.*
- 8.4.2.4 *In the event of an equipment failure the athlete will call a judge while stepping back from the shooting line. Extra time may be given to make the necessary repairs or changes to the damaged equipment. The athlete will make up the appropriate number of arrows at the earliest opportunity under the supervision of a judge (see article 8.5.1.7).*
- 8.4.2.5 *However, at no time will any equipment failure delay the tournament by more than 15 minutes or permit any practice.*
- 8.4.2.6 *In the event of an athlete being unable to continue shooting because of an unexpected medical problem which occurs after the beginning of the Round, no more than 15 minutes will be allowed for medical personnel to determine the problem and decide on whether or not the athlete is fit to continue competing unassisted. The athlete will make up the appropriate number of arrows at the earliest opportunity under the supervision of a judge but has a maximum of 15 minutes in which to do so.*
- 8.4.2.7 *In the Indoor Match Round, no extra time will be allowed for equipment failure or the treatment of unexpected medical problems, but the athlete with an equipment failure may leave the shooting line to repair or replace the equipment and return to shoot any remaining arrow(s) if the time limit permits. In the Team event other member(s) of the Team may shoot in the meantime.*
- 8.4.2.8 *The scores of Individual athletes or Teams with byes or forfeited matches will not be recorded and they will advance to the next round. At World Archery Indoor Championships they may practice on the practice field or the unused portion of the competition field. For other competitions they may practice on the assigned targets unless another adjacent practice field is available.*
- 8.4.2.9 *In the Indoor Match Round Team Event, if any of the 3 athletes of a team shoots an arrow before or after the relevant signal, to start or finish the time period, that arrow will count as part of that end and will cause the Team to lose the highest scoring arrow of that end which will be scored as a miss.*
- 8.4.3 Athletes may not raise their bow arm to start until the signal to start shooting is given.
- 8.4.4 Excepting for persons with disabilities, athletes will shoot from a standing position and without support, with their body directly above the shooting line.
- 8.4.5 Under no circumstances may an arrow be re-shot.

8.4.5.1 *An arrow may be considered not to have been shot if:*

- *The arrow drops or is mis-shot and any part of the shaft lies within the zone between the shooting line and the 3m line, and provided the arrow has not rebounded;*
- *The target face or butt falls over (in spite of having been fixed to the satisfaction of the judges). The judges will take whatever measures they deem necessary, and compensate adequate time for shooting the relevant number of arrows. If the butt only slides down it will be left to the judges to decide what action to take, if any.*

8.4.6 While an athlete is on the shooting line he may receive non-electronic coaching information from the team management, provided that this does not disturb the other athletes.

8.4.6.1 *In the team event the 3 athletes in the Team and the coach may assist each other verbally whether they are on the shooting line or not. During the shooting the coach may only coach from the coach's box.*

8.4.7 All practice arrows will be shot under the control of the Director of Shooting and will not be scored (see Book 1, article 3.19).

8.5 ORDER OF SHOOTING AND TIMING CONTROL

8.5.1 Each athlete will shoot on his own target face or set of target faces.

8.5.1.1 *When 4 athletes are shooting in pairs and 2 athletes are shooting simultaneously, they will shoot 1 at a time on each target face in rotation as follows:*

- *AB – CD;*
- *CD – AB;*
- *AB - CD, etc.*

8.5.1.2 *Athlete A will shoot at the left face and athlete B at the right face. Athlete C will shoot at the left face and athlete D at the right face.*

8.5.1.3 *When the 40cm faces and the 40cm triple faces are placed in 2 heights, athlete A will shoot at the top left face and athlete B at the top right face. Athlete C will shoot at the bottom left face and athlete D at the bottom right face.*

8.5.1.4 *When 2 40cm vertical triple faces are used by 2 athletes, athlete A will shoot at the left column, athlete B will shoot at the right column. When 4 40cm vertical faces are used athlete A will shoot at the first column, athlete B at the third column, athlete C will shoot at the second column, athlete D at the fourth column.*

8.5.1.5 *In the Indoor Match team event there will be 2 triple faces for each team. When using triangular triple faces the lower centres will be 130cm above the floor.*

8.5.1.6 *Each team member will shoot his 2 arrows in any order, each arrow at a different scoring area.*

8.5.1.7 *The order of shooting may be changed temporarily for the purpose of an equipment repair or for minor medical treatment. If however, such attention to equipment or medical matters should become essential while on the shooting line, the athlete may step back and at the same time call a judge. The judges, having verified the athlete was justified in leaving the line, will arrange with the Director of Shooting for this athlete to shoot the arrows left of that end before the signal to move forward for scoring is given. An announcement to this effect will be made over the audio equipment. The above provisions apply except for the Indoor Match Round as specified in article 8.4.2.7.*

8.5.2 At World Archery Indoor Championships.

8.5.2.1 *In the Qualification Round with 4 athletes per target butt 2 athletes will shoot simultaneously on the same target butt each on their own set of vertical triple faces. They will shoot ends of 3 arrows.*

8.5.2.2 *In the Indoor Match Round Individual event:*

- *In the Elimination Rounds there will be 2 athletes per target butt, they will shoot at the same time each on their own set of vertical triple faces;*
- *In the Finals Rounds there will be 1 athlete per target butt, they will alternate shooting each on their own set of vertical triple faces;*
- *During the match of the Elimination / Finals Rounds the athlete on the top line of each pair (of the chart) will shoot on the left hand side of that match; The target allocation for each step of the competition is the choice of the organiser;*
- *In the case of match play alternate shooting the highest placed athlete in the Qualification Round will decide the order of shooting of the first end. The athlete with the lowest set score will shoot first the next end. If the athletes are tied, the athlete that shot first in the first end, shoots first in the next end.*

8.5.2.3 *In the Indoor Match Round Team Event:*

- *Matches will follow the match play chart. The team on the top line of each pair (of the chart) will shoot on the left hand side of that match. The target allocation for each round of the competition is the choice of the organiser;*
- *Both teams will start each end of their match with the 3athletes behind the 1m line. The first athlete may only cross the 1m line when the Director of Shooting has started the match and the time clock;*

- *There will be 2 columns of 3 vertical triple faces, 1 centre for each of the 6 arrows of the team. Each team member will shoot 1 arrow at a centre of his choice;*
- *The 3athletes in the team will shoot 2 arrows each in an order of their own choosing;*
- *1 athlete will occupy the shooting line, while the other 2athletes remain behind the 1m line. No more than 1 athlete at a time will be in front of the 1m line;*
- *Wheelchair athletes may stay on the shooting line throughout the match. They indicate that they have finished shooting by raising a hand above the head (see Book 1, Appendix 8:);*
- *When moving forward to shoot athletes must not remove their arrows from their quivers until they are on the shooting line;*
- *Violations of the Team Event rules will be handled as specified in article 8.8.*

8.5.2.4 *In the Indoor Match Round Team Event Finals Rounds (alternating shooting):*

- *Both teams will start each end of their match with their 3athletes behind the 1m line.*
- *The highest placed team in the Qualification Round will decide the order of shooting of the first end. The team with the lowest cumulative score will shoot first the next end. If teams are tied, the team which started the match will shoot first.*
- *When the first team has shot 3 arrows and the athlete has returned behind the 1m line the clock of that team is stopped displaying the time remaining.*
- *When the score of the last arrow of the first team is displayed on the scoreboard at the target butt, the clock of the second team is started and the first athlete of that team may cross the 1m line and start shooting.*
- *This is repeated until each team has shot 6 arrows or their time has expired.*
- *When alternating shooting is used for the team competition the teams have to alternate between the team members after each shot so that each member has shot 1 arrow in each phase of the rotation.*

8.5.3 *Shooting Time and Time Limits:*

- 8.5.3.1 *20 seconds is the time allowed for an athlete to shoot 1 arrow (including tie-break) when the athletes shoot alternately in the Indoor Match Round matches.*
- 8.5.3.2 *40 seconds is the time allowed for an athlete to shoot 1 arrow in order to break ties, or to shoot make-up arrows.*

- 8.5.3.3 *1 minute is allowed for a team to shoot 3 arrows, 1 per athlete, in the Indoor Match Team Round for the purpose of breaking ties.*
- 8.5.3.4 *2 minutes is the time allowed for an athlete to shoot an end of 3 arrows or for a Team to shoot 6 arrows.*
- 8.5.3.5 *Under no circumstances may the time limit be extended.*
- 8.5.4 Visual and acoustic time control.
- 8.5.4.1 *When the shooting is controlled by lights:*
- RED The Director of Shooting will give 2 sound signals for the designated athletes (AB, CD, as applicable) to occupy the shooting line all together (Except Indoor Match Round Team Event).*
- GREEN On the lights changing colour 10 seconds later, the Director of Shooting will give 1 sound signal for shooting to begin.*
- YELLOW This warning signal will be given 30 seconds before the end of the time limit, except in the Finals Round of the Indoor Match Round when the athletes alternate shooting.*
- RED This means the shooting time has finished (see article 8.5.3) and 2 sound signals will be given to indicate that shooting is to stop, even if all arrows have not been shot. Any athlete still on the shooting line must immediately go behind the waiting line. When there are other designated athletes they will move up to the shooting line and wait for the green light and the shooting to begin. This whole procedure will be repeated as above, until all have shot. When the red light comes on after the required number of arrows have been shot (1 end of 3, / 3x2 arrows in the Team Event) according to the rounds being shot, 3 sound signals will be given for the scoring to begin.*
- 8.5.4.2 *When the shooting is controlled by plates: 2 plates are essential in the clear lane so that the same side of the plates (all yellow or black/yellow stripes) is displayed simultaneously to both men and women athletes. The BLACK and YELLOW striped side will be turned towards the athletes as a signal of warning that only 30 seconds are left of the time limit. The YELLOW side of the plate will be turned toward the athletes at all other times.*
- 8.5.4.3 *Whenever the shooting line is clear, with all athletes having finished shooting their arrows the appropriate signal for change or scoring will be given immediately.*
- 8.5.4.4 *If more than one match is held on the same field of play at the same time with alternating shooting, no sound signal may be given to indicate the start of each shooting period except for the start of the match.*
- 8.5.5 No athlete will occupy the shooting line except when the appropriate signal has been given.
- 8.5.5.1 *10 seconds will be allowed for the athletes to leave and the next designated athletes to occupy the shooting line. This will be indicated by 2 sound signals and a red light.*
-

8.5.5.2 *When there is match play alternate shooting athletes competing will go to the shooting line upon the 10 seconds alerting signal. At the end of the 10 seconds 1 sound signal will start the 20 second shooting period for the first athlete in the match. As soon as the first arrow is shot and the score is posted, the countdown clock for the opponent athlete is started to indicate his 20 second period to shoot 1 arrow. The athletes of the match will continue to alternate their shots following the countdown clock visual signal until each athlete has shot his 3 arrows.*

8.5.6 If the shooting is suspended during an end for any reason, the time limit will be adjusted:

8.5.6.1 *40 or 20 seconds per arrow will be given, in the Indoor Match Round Individual Event.*

8.5.6.2 *In the Team Event at World Championships, the clock will be reset with the time remaining when the emergency stopped the shooting plus 5 seconds. Shooting will resume from the shooting line.*

8.5.6.3 *In the Team Event at other tournaments 20 seconds per arrow will be given. Shooting will resume from the shooting line.*

8.6 SCORING

8.6.1 There will be scorers in sufficient numbers to ensure that each target butt has a scorer.

8.6.1.1 *These scorers can be athletes when there is more than 1 athlete per target butt. 1 scorer will be appointed for each target butt.*

8.6.1.2 *Scoring will take place after each end of 3 arrows.*

8.6.1.3 *Scorers will enter on scorecards the value of each arrow in descending order as called out by the athlete (or athlete's agent) to whom the arrows belong. Other athletes on that target butt will check the value of each arrow called out and in case of disagreement call the assigned judge who makes the final decision.*

8.6.1.4 *In the Indoor Match Finals Rounds or if only 1 athlete is shooting at a target butt the athlete will get the score witnessed by the opponent. In case of disagreement the assigned judge makes the final decision.*

8.6.1.4.1 *In each set an athlete can score a maximum of 30 points. The athlete with the highest score of that end obtains 2 set points; in case of a tied score both athletes obtain 1 set point.*

8.6.1.4.2 *As soon as an athlete reaches 6 set points (6 of 10 possible) he is declared winner and passes to the next round.*

8.6.1.5 *In the Team Event, scoring will be cumulative in descending order for the 6 arrows of each team, every athlete can move up to the target but only 1 person per team will call the points,*

witnessed by a member of the opposing team. In case of disagreement the assigned judge makes the final decision.

- 8.6.1.6 Athletes may delegate authority to score and collect their arrows to their Team Captain or to another athlete on their own target butt, provided that they themselves do not move up to the target butt (e.g. athletes with disabilities).*

8.6.2 An arrow will be scored according to the position of the shaft in the target face. If the shaft of an arrow touches 2 colours, or touches any dividing lines between 2 scoring zones, that arrow will score the higher value of the 2 zones involved.

- 8.6.2.1 Neither the arrows nor the target face will be touched until the value of all the arrows on that target butt have been recorded.*

- 8.6.2.2 If more than the required number of arrows should be found in the target butt or on the floor near the target butt or in the shooting lanes, only the 3 (or 6) lowest in value will be scored. Athletes (or teams) found to repeat this offence may be disqualified.*

- 8.6.2.3 When triple faces are used, arrows may be shot in any order, but if more than 1 arrow is shot into the same scoring area, both (or all) arrows count as part of that end, but only the lowest value arrow will score. The other arrow, or arrows, in the same spot will be scored as a miss, or as misses. Any arrow missing the outermost blue 6-zone will be scored as a miss.*

- 8.6.2.4 If a fragment of a target face is missing, including the dividing line or where 2 colours meet, or if the dividing line is pushed aside by an arrow, then an imaginary circular line will be used for judging the value of any arrow that hits such a part.*

- 8.6.2.5 All arrow holes in the scoring zone will be suitably marked every time when arrows are scored and drawn from the target face.*

- 8.6.2.6 Arrows embedded in the butt and not showing on the face can only be scored by a judge.*

- 8.6.2.7 An arrow hitting:*

- 8.6.2.7.1 The target butt and rebounding will score according to the mark it makes on the target face, provided that all other arrow holes have been marked and an unmarked hole or mark can be identified.*

When a rebound occurs:

- The athlete concerned will, after shooting his end of 3 arrows, remain on the shooting line and call a judge;*
- When all athletes on the shooting line for that end have finished shooting their 3 arrows or the time limit has expired, whichever is appropriate, the Director of Shooting will interrupt the shooting. The athlete with the rebound arrow will go to the target butt together with a judge, who will decide the point of impact, take down the value and mark the hole. The judge will later participate in scoring that end. The rebound arrow is to be left behind the target butt*

until that complete end has been scored. When the field is clear, the Director of Shooting will give the signal for shooting to continue.

- 8.6.2.7.2 *The target butt and hanging from it, will have the athlete or athletes on that target butt stop shooting and call a judge. When the shooting of that end has been completed by the other athletes on the line, a judge with the athlete will go to the target butt, note the value of the arrow, remove it, mark the hole and place the arrow behind the target butt. The remaining arrows will be shot by the athlete(s) on that target butt before the Director of Shooting orders general shooting or scoring to continue. The judge concerned will participate in the scoring of that end.*
- 8.6.2.7.3 *The target butt and passing completely through the butt, provided all arrow holes have been marked and provided an unmarked hole can be identified, will score according to the value of the hole in the target face.*
- 8.6.2.7.4 *Another arrow in the nock and remaining embedded therein will score the same value as the arrow struck.*
- 8.6.2.7.5 *Another arrow, and deflecting into the target face, will score as it lies in the target face.*
- 8.6.2.7.6 *Another arrow, and then rebounding, will score the value of the struck arrow, provided the damaged arrow can be identified.*
- 8.6.2.7.7 *A target face other than an athlete's own target face will be considered part of that end and will score as a miss.*
- 8.6.2.7.8 *The target face outside the outermost scoring zone will score as a miss.*
- 8.6.2.8 *An arrow found on the ground in the shooting lane or behind the target, which has been claimed as a bouncer or pass through, must, in the opinion of the judge(s), have first hit the target. If more than 1 unmarked hole is located in the scoring zone of the target face after a bouncer or pass through has occurred, the value of the lowest scoring hole will be given to the athlete.*
- 8.6.2.9 *In the Indoor Match Round arrows rebounding, passing through the butt or hanging from it will not stop the competition.*
- 8.6.2.10 *A miss shall be recorded as "M" in the scorecard.*
- 8.6.3 The Director of Shooting will ensure that, after scoring, no arrows are left in the targets before any signal is given to continue shooting.

 - 8.6.3.1 *If arrows are accidentally left in the target butt, the shooting will not be interrupted. An athlete may shoot that end with other arrows or make up the arrows lost after the shooting for that distance has been completed. A judge will participate in the scoring of that end, making sure that the arrows which have remained in the target butt from the previous end were entered in the athlete's scorecard before any arrows are withdrawn from the target butt.*
 - 8.6.3.2 *In the event of an athlete leaving arrows he may use others provided a judge is informed before shooting begins.*

8.6.4 Scorecards will be signed by the scorer and the athlete, indicating that the athlete agrees with the value of each arrow, the sum total, the number of 10's and the number of 9's. If the scorer is participating in the shooting, the scorecard will be signed by another athlete on the same target butt.

8.6.4.1 *The organisers shall not be required to accept or record scorecards that have not been signed, do not contain the sum total, the number of 10's or the number of 9's or which contain mathematical errors. The organisers or officials are not required to verify the accuracy of any submitted scorecard however if the organisers or the officials note an error, they will correct such error and the result as corrected shall stand. Any such corrections must occur before the next stage of competition. Should a discrepancy be found in the sum total, the sum total of the lowest arrow scores will become final.*

8.6.4.2 *For all Elimination and Finals Rounds scorecards shall be signed by the 2 athletes in the match, denoting that both athletes or archers' agents agree with the value of each arrow, the total sum, the number of 10s, 9s and the result of the sets and match. The scorer and the archers are responsible for completely filled in scorecards (9s; 10s; totals, signatures). Any information missing on the scorecard will be considered as non-existing (0).*

8.6.5 In the event of a tie in score, the ranking of the results will be determined in the following order:

8.6.5.1 For ties occurring in all rounds, except for those ties as set out in article 8.6.5.2.

- Individuals and Teams:
 - Greatest number of 10's (inner 10's for Compound);
 - Greatest number of 9's;
 - After this, athletes still tied will be declared equal; but for position in the match play chart a disk toss will decide the position of those declared equal.

8.6.5.2 For ties deciding the entrance to the Elimination Rounds, or in matches there will be shoot-offs to break the ties (the system of the number of 10's and 9's will not be used):

8.6.5.2.1 *Individuals (match play):*

- *A single arrow shoot-off for score;*
- *If there is still a tie the arrow closest to the centre of the target face will resolve the tie; or*
- *Successive single arrow closest-to-the-centre shoot-offs, until the tie is resolved;*
- *In alternate shooting, the athlete that shot first in the match will start shooting the shoot-off.*

8.6.5.2.2 *Team (match play):*

- *A 3-arrow shoot-off for score, a single arrow by each team member (maximum of 3 shoot-offs)*

- *If the score is still tied in the third shoot-off, the team with the arrow closest-to-the-centre will win;*
- *If still tied the arrow second closest-to-the-centre arrow will determine the winner;*
- *If necessary there will be successive shoot-offs for score, if necessary followed by 3 closest-to-the-centre evaluation until the tie is resolved; In alternate shooting, the team that shot first in the match will start shooting the shoot-off;*
- *In alternate shooting, the alternation between the teams will take place after each of the team members has shot 1 arrow.*

8.6.5.2.3 *For individual shoot-offs the middle centre of the triple faces will be used.*

8.6.5.2.4 *For team shoot-offs, a vertical triple face will be turned horizontally or the triangular triple faces will be used.*

8.6.5.2.5 *Until official information about shoot-offs is given the athletes must remain on the competition field. An athlete who is not present to participate in an announced shoot-off match will be declared the loser of that match.*

8.6.5.3 For ties deciding the entrance to the Elimination Rounds depending on the faces used in the Qualification Round, the procedure for shoot-offs will be as follows on neutral target butts in the middle of the field:

8.6.5.3.1 *For individuals the shoot-off should take place on the same target face (A, B, C or D) and type (40cm vertical triple face, 40cm triangular triple face, 60cm face) on which athletes involved have shot in the Qualification Round. If triple faces are used the athlete will shoot on the middle face. If this is not possible, one or more butts will be arranged, with a maximum of 2 faces each, for a maximum of 2 athletes per butt.*

8.6.5.3.2 *For the teams' shoot-off there will be 1 butt per team. When using the triangular triple face the team will have 1 face of which the lower centres will be at 130cm above the floor. For vertical triple faces, it will be turned horizontally.*

Each team member will decide at which centre he shoots (1 arrow per centre).

8.6.6 The final ranking will follow the above procedure, however only the top 8 athletes (teams) will be individually ranked..

8.6.6.1 Athletes eliminated during the 1/8 will be ranked 9th, during the 1/16 will be ranked 17th.

8.6.6.2 Athletes eliminated in the 1/4 final will be ranked by number of sets won, and if tied by the number of cumulative points shot, in the last match. If still tied they will be declared tied.

8.6.6.3 Teams eliminated in the 1/4 final will be ranked by cumulative score of the last match shot and if still tied declared tied.

8.6.7 At the end of the Tournament the Organising Committee must supply complete result lists to all participating teams.

8.7 SHOOTING CONTROL AND SAFETY

8.7.1 A Director of Shooting will be appointed

- 8.7.1.1 *Whenever possible this will be a judge. He will not participate in the shooting.*
- 8.7.1.2 *Assistants may be appointed as necessary at the discretion of the Organisers to assist the Director of Shooting in the execution of his duties.*

8.7.2 The Director of Shooting will institute and enforce any reasonable safety measures he considers necessary, the duties include:

- 8.7.2.1 *Controlling the shooting, regulating the timing of ends, and the order in which the athletes will occupy the shooting line.*
- 8.7.2.2 *Exercising control over the use of the audio equipment, the activities of photographers, and spectators so that athletes are not disturbed.*
- 8.7.2.3 *Ensuring that spectators remain behind the barriers enclosing the shooting venue.*
- 8.7.2.4 *In the case of an emergency giving a series of not less than 5 sound signals will be given for all shooting to cease. If shooting is suspended during an end for any reason, 1 sound signal will be given for shooting to continue.*
- 8.7.2.5 *An athlete arriving after shooting has started will forfeit the number of arrows already shot, unless the Director of Shooting is satisfied that the athlete was delayed by circumstances beyond his control. In this case the athlete will be allowed to make up the lost arrows after the distance then being shot is completed, but in no circumstances more than 12 arrows. It is not possible for an athlete to make up arrows in the Indoor Match Round.*
- 8.7.2.6 *FITA trained and appointed cameramen and photographers will work within the spectator barriers described in article 8.1.1.10. Their position will be determined by the Technical Delegate and the safety measures are under the responsibility of the Technical Delegate. They will have a special FITA uniform indicating that they have this right.*

8.7.3 No athlete may draw his bow, with or without an arrow, except when standing on the shooting line. If an arrow is used, the athlete will aim toward the target butts, but only after being satisfied that the range is clear both in front of and behind the target butts.

- 8.7.3.1 *If an athlete, while drawing the bow with an arrow before the shooting starts, or during breaks between distances, releases an arrow, intentionally or otherwise, this will cause the athlete to lose the highest scoring arrow of the next scoring end.*
- 8.7.3.2 *The scorer will make a note to this effect on the athlete's scorecard and enter the values of all arrows for that end³, but the highest scoring arrow will be forfeited. This entry on the*

BOOK 3

FITA CONSTITUTION AND RULES

scorecard must be initialled by a judge and the athlete concerned.

- 8.7.4 While shooting is in progress, only those athletes whose turn is to shoot may be on the shooting line.
- 8.7.4.1 *All other athletes, with their equipment, will remain behind the waiting line. After an athlete has shot his arrows, he will immediately retire behind the waiting line. The athlete may leave his spotting scope on the shooting line between ends, providing it does not create an obstacle for any other athlete.*
- 8.7.4.2 *In the Indoor Match Round team event, only 1 athlete at a time may be on the line to shoot, while the other 2 athletes remain behind the 1m line waiting for the first athlete to cross back over the 1m line (see article 8.5.2.3 wheelchair athletes).*
- 8.7.5 No athlete may touch the equipment of another without the latter's consent. Serious cases may lead to penalties being applied.
- 8.7.6 No smoking is allowed in or in front of the athletes' area.
- 8.7.7 When drawing back the string of the bow an athlete must not use any technique which, in the opinion of the judges, could allow the arrow, if accidentally released, fly beyond a safety zone or safety arrangements (net, wall etc.). If an athlete persists in using such a technique, he will, in the interest of safety, be asked by the chairperson of the Tournament Judge Commission or the Director of Shooting to stop shooting immediately and to leave the field.

8.8 CONSEQUENCES OF BREAKING RULES

Set out below is a summary of the penalties or sanctions applied to athletes when rules are broken or conditions are not fulfilled, together with the consequences of such actions on athletes and officials.

- 8.8.1 Eligibility, disqualification.
- 8.8.1.1 Athletes are not eligible to compete in FITA events if they do not meet the requirements laid down in Book 1, Chapter 2.
- 8.8.1.2 An athlete found guilty of breaking any of those rules may be eliminated from the competition and will lose any position he may have gained.
- 8.8.1.3 An athlete is not eligible to compete in World Championships if his Member Association does not meet the requirements laid down in Book 1, article 3.7.2.
- 8.8.1.4 An athlete found competing in a class laid down in Book 1, article 4.2 of which he does not fulfil the requirements, will be eliminated from the competition and lose any position gained.
- 8.8.1.5 An athlete found to have committed an Anti-Doping Rules Violation will be subject to sanctions as laid down in Book 1, Appendix 5.

- 8.8.1.6 Any athlete found to be using equipment contravening FITA Rules may have his scores disqualified (article 8.3).
- 8.8.1.7 Athletes or teams repeatedly found shooting more than the permitted number of arrows per end may have their scores disqualified (article 8.6.2.2).
- 8.8.1.8 An athlete proved to have knowingly broken any rules or regulations may be declared ineligible to participate in the competition. The athlete will be eliminated and will lose any position he may have gained.
- 8.8.1.9 An athlete who persists in using a dangerous method of drawing the string in the opinion of the judges, will be asked by the chairperson of the Tournament Judge Commission or the Director of Shooting to stop shooting immediately and leave the field (article 8.7.7).
- 8.8.2 Losing the score of arrows.
- 8.8.2.1 *An athlete arriving after shooting has started will forfeit the number of arrows already shot, unless the Director of Shooting is satisfied that the athlete was delayed by circumstances beyond his control (article 8.7.2.5).*
 - 8.8.2.2 *In the case of an equipment failure an athlete will only be allowed to make up the number of arrows that can be shot within 15 minutes while following the standard order of shooting. All other arrows will be lost (article 8.4.2.5, see article 8.4.2.6 for an unexpected medical problem).*
 - 8.8.2.3 *An arrow shot before or after the specified time or out of sequence will be considered as being part of that end and will cause the athlete to lose the highest scoring arrow of that end which will be scored as a miss. This violation will be notified by the judge raising a red card.*
 - 8.8.2.4 *An arrow shot on the competition field after the Director of Shooting has officially closed the practice session on the competition field, (which is after the pulling of the practice arrows), or during the breaks between distances or rounds will cause the athlete to lose the highest scoring arrow of the next scoring end. This violation will be notified by the judge raising a red card (articles 8.4.2.3 and 8.6.2.2).*
 - 8.8.2.5 *In the Team Event, if any of the 3athletes of a team shoots an arrow before or after the relevant signal to start or finish the time period, that arrow will count as part of that end and will cause the Team to lose the highest scoring arrow of that end which will be scored as a miss. This violation will be notified by the judge raising a red card.*
 - 8.8.2.6 *If more the required number of arrows should be found in the target butt, on the ground near the target butt, or on the ground in the shooting lanes, only the 3 lowest (or 6 lowest, as the case may be) in value will be scored (article 8.6.2.2).*
 - 8.8.2.7 *In the Team Event, if any athlete fails to shoot all of his 2 arrows in an end the number of un-shot arrows will still form part of that end. An un-shot arrow will be recorded as a miss. If the total*

number of arrows, including all un-shot arrows in any one end exceeds 6 arrows, article 8.8.2.6 will apply.

8.8.2.8 *When triple faces are used and more than 1 arrow is shot into the same scoring area both (or all) arrows count as part of that end but only the lowest value arrow will score (article 8.6.2.3).*

8.8.2.9 *If a member of the team shoots more than the required number of arrows in alternate shooting before returning behind the 1m line, the team will lose the highest scoring arrow of that end. This violation is notified by a judge raising a red card.*

8.8.2.10 *An arrow not hitting a scoring zone, or hitting a target face other than the athlete's own target face will be considered as part of that end and be scored as a miss (articles 8.6.2.7.7 and 8.6.2.7.8).*

8.8.3 Team Round Time penalties.

(For details of procedure see the Organisers' Manual):

8.8.3.1 *If a member of a team crosses the 1m line too soon the judge will raise the yellow card or will switch on a yellow light in front of the shooting line. This card or light indicates that the athlete will have to return behind the 1m line to start over again or be replaced by another athlete with arrows to shoot who must start from behind the 1m line.*

8.8.3.2 *If the team does not obey the yellow card (or light) and the athlete shoots his arrow, the team will lose the highest scoring arrow for that end. This violation will be notified by the judge raising a red card.*

8.8.3.3 *The same procedure applies if a team member removes an arrow from the quiver before standing on the shooting line.*

8.8.4 Warnings.

Athletes who have been warned more than once and who continue breaking the following Rules or who do not follow decisions and directives (which can be appealed) of the assigned judges will be treated according to article 8.8.1.8.

8.8.4.1 *No smoking is allowed in or in front of the athletes' area (article 8.7.6).*

8.8.4.2 *No athlete may touch the equipment of another without the latter's consent (article 8.7.5).*

8.8.4.3 *No athlete may draw his bow, with or without an arrow, except when standing on the shooting line (article 8.7.3).*

8.8.4.4 *While shooting is in progress, only those athletes whose turn is to shoot may be on the shooting line (article 8.7.4).*

8.8.4.5 *An athlete may not raise his bow arm until the signal is given to start shooting (article 8.4.3).*

8.8.4.6 *Neither the arrows nor the target face will be touched until all the arrows on that target butt have been recorded (article 8.6.2.1).*

- 8.8.4.7 *When drawing back the string of the bow, an athlete must not use any technique which, in the opinion of the judges, could allow the arrow, if accidentally released, fly beyond a safety zone or safety arrangements (overshoot area, net, wall etc.) (article 8.7.7).*

8.9 JUDGING

- 8.9.1 The judges' duties are to ensure that the tournament is conducted according to the Constitution and Rules, and in fairness to all athletes.

- 8.9.1.1 *There must always be a minimum of 1 judge for every 10 target butts at least 1 judge will be appointed except for tournaments shot according to article 3.11.1.1. Their duties will be as follows:*
- 8.9.1.2 *They will check all distances and the correct layout of the range; the dimensions of target faces and target butts; that the faces are set at the correct height from the ground or floor; that all butts are set at a uniform angle.*
- 8.9.1.3 *They will check all the necessary venue equipment.*
- 8.9.1.4 *They will check all athletes' equipment before the Tournament (time to be stated on the tournament programme) and at any time thereafter during the Tournament.*
- 8.9.1.5 *They will control the conduct of the shooting and scoring.*
- 8.9.1.6 *They will consult with the Director of Shooting on questions which arise regarding the shooting.*
- 8.9.1.7 *They will handle any disputes and appeals which may arise and, where appropriate pass them on to the Jury of Appeal.*
- 8.9.1.8 *They will in liaison with the Director of Shooting interrupt the shooting if necessary, because of power failures, a serious accident, or other occurrences, but to ensure if at all possible, that each day's program is completed on that day.*
- 8.9.1.9 *They will consider relevant complaints or requests from Team Captains and where applicable to take suitable action. Collective decisions will be made by a simple majority of votes. In case of a tie, the chairperson will have a tie-breaking vote.*
- 8.9.1.10 *They will deal with questions concerning the conduct of the shooting or the conduct of an athlete. These questions must be lodged with the judges without any undue delay and in any event must be lodged before the prize giving. The ruling of the judges or Jury of Appeal, as applicable, will be final.*
- 8.9.1.11 *They will ensure as far as possible that athletes and officials conform to the Constitution and Rules as well as decisions and directives the judges may find necessary to make.*

8.10 QUESTIONS AND DISPUTES

- 8.10.1 Any athlete on the target butt will refer any questions about the value of an arrow in the target to a judge before any arrows are drawn.
- 8.10.1.1 *The decision of that judge is final.*
 - 8.10.1.2 *A mistake on the scorecard may be corrected before the arrows are drawn, provided that all the athletes on the target agree on the correction. The correction must be witnessed and initialled by all the athletes on the target. Any other disputes concerning entries on a scorecard must be referred to a judge.*
 - 8.10.1.3 *Should range equipment be defective or a target face become unreasonably worn or otherwise damaged, an athlete or Team Captain may appeal to the judges to have the defective item replaced or remedied.*
- 8.10.2 Questions concerning the conduct of the shooting or the conduct of an athlete must be lodged with the judges before the next stage of the competition.
- 8.10.2.1 *Questions regarding the daily published results must be lodged with the judges without any undue delay, and in any event must be lodged in time to allow corrections to be made before the prize giving.*
 - 8.10.2.2 *The decision made by a judge in the team event concerning the use of yellow card (article 8.8.3.1) is final.*

8.11 APPEALS

- 8.11.1 In the event of an athlete not being satisfied with a ruling given by the judges, he may, except as provided for in article 8.10.1 above, appeal to the Jury of Appeal according to article 3.13. Trophies or prizes which may be affected by a dispute will not be awarded until the Jury ruling has been given.

VENUE EQUIPMENT-1 MATCH PLAY CHARTS

A

(1) (32) (1) (17) (16) (16) (9) (24) (9) (25) (8) (8)

B

(5) (28) (5) (21) (12) (12) (13) (20) (13) (29) (4) (4)

C

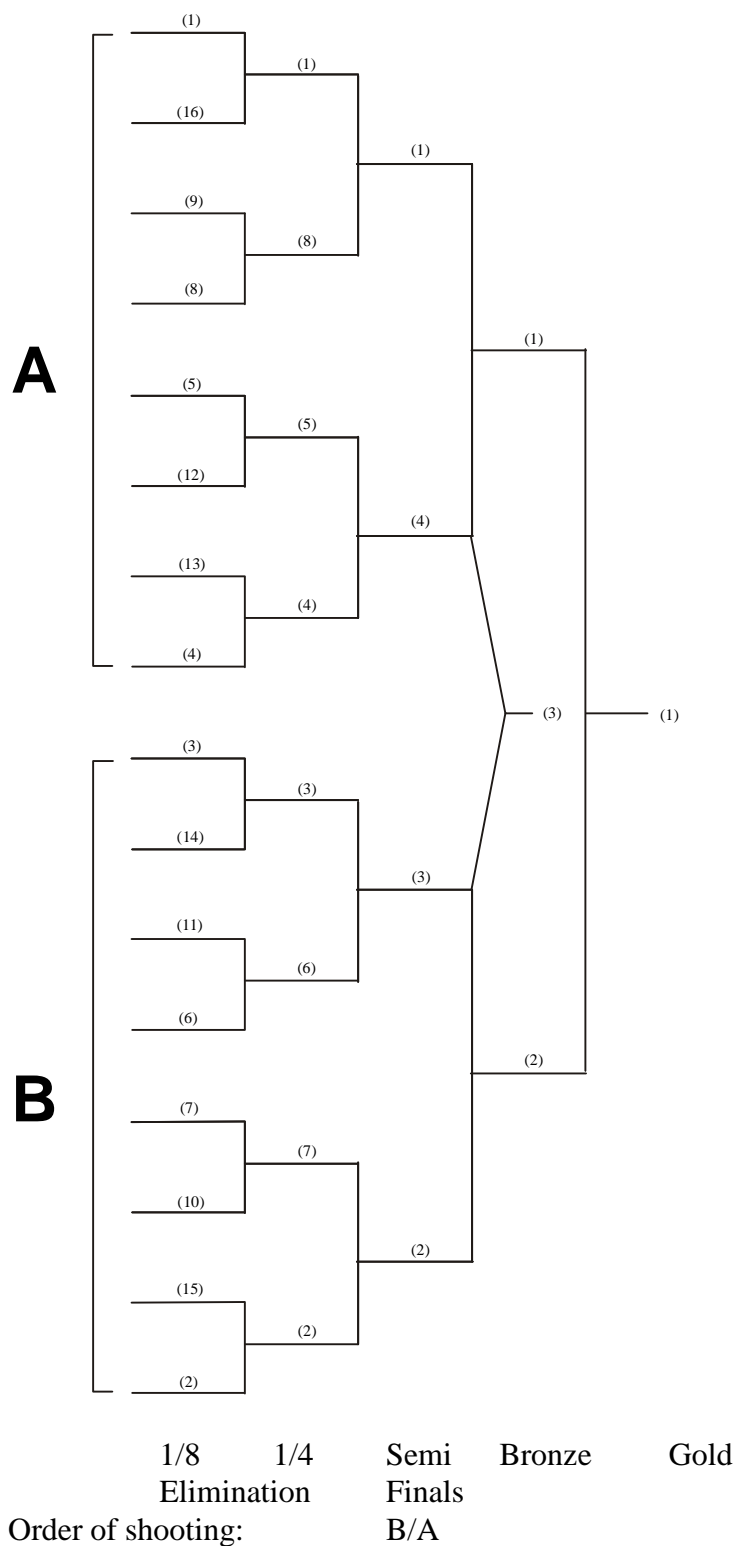
(3) (30) (3) (19) (14) (14) (11) (22) (11) (27) (6) (6)

D

(7) (26) (7) (23) (10) (10) (15) (18) (15) (31) (2) (2)

1/16 1/8 1/4 Semi Bronze Gold
Elimination Finals

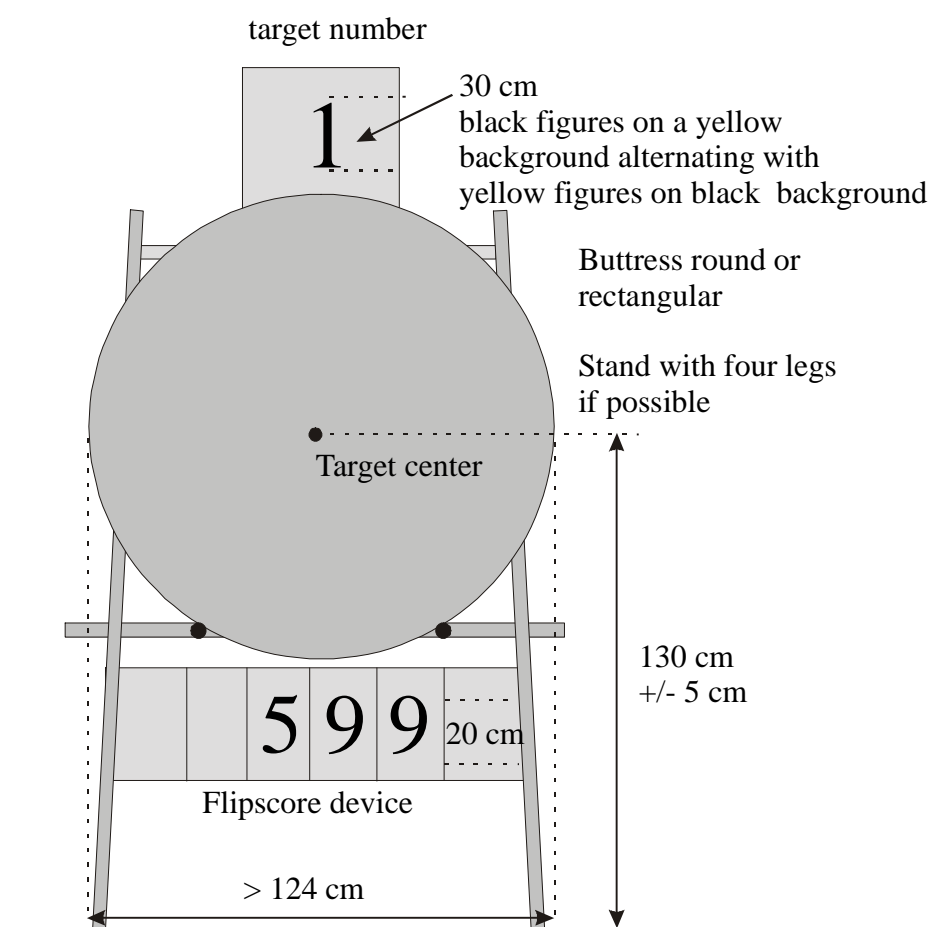
2. MATCH PLAY CHART(16 athletes or 16 teams, byes will be permitted)



VENUE EQUIPMENT-2 TARGET FACES

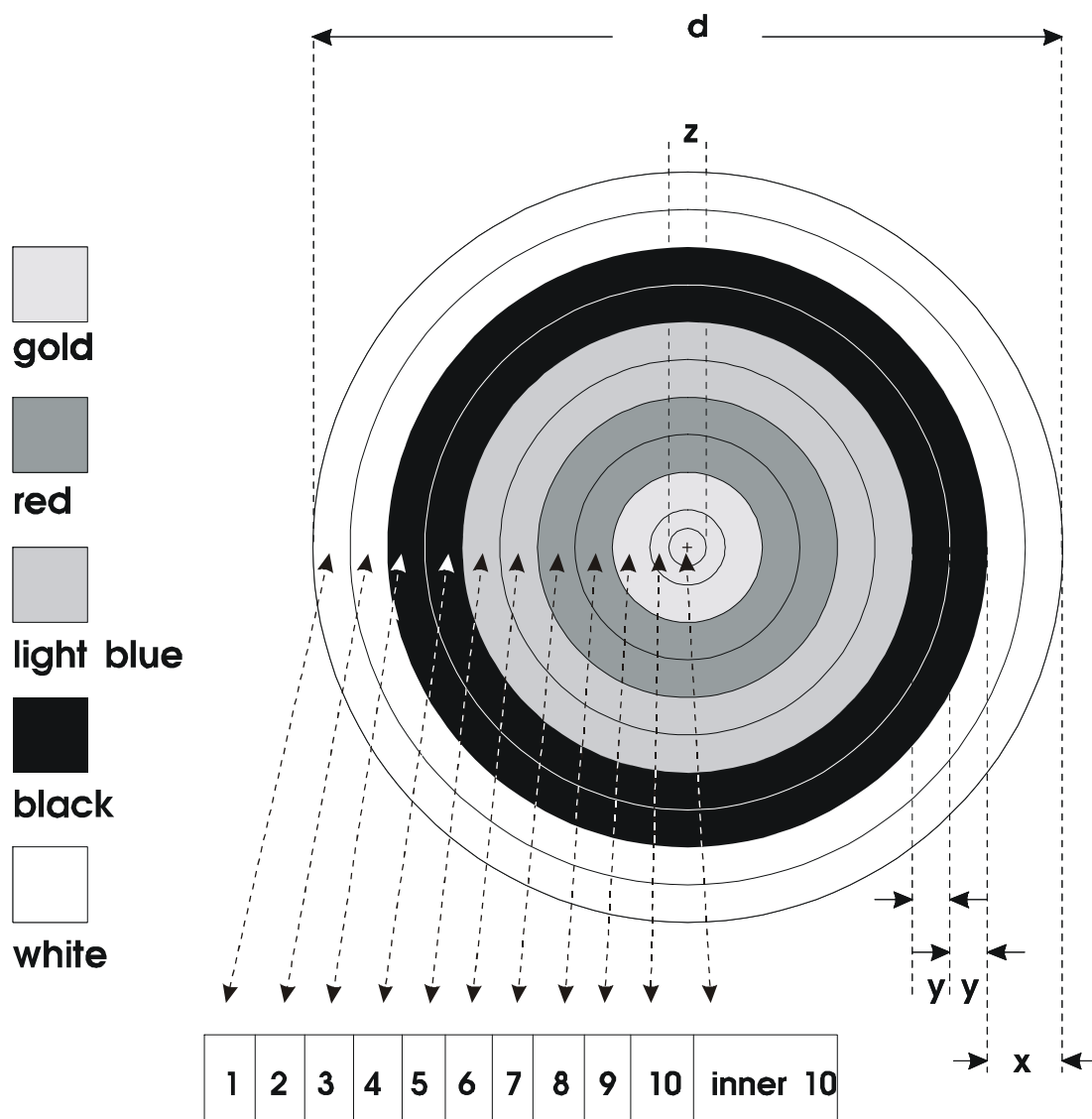
1. INDOOR BUTT SET-UP

Articles 8.1.1.3 and 8.2.3.



2. INDOOR TARGET FACE

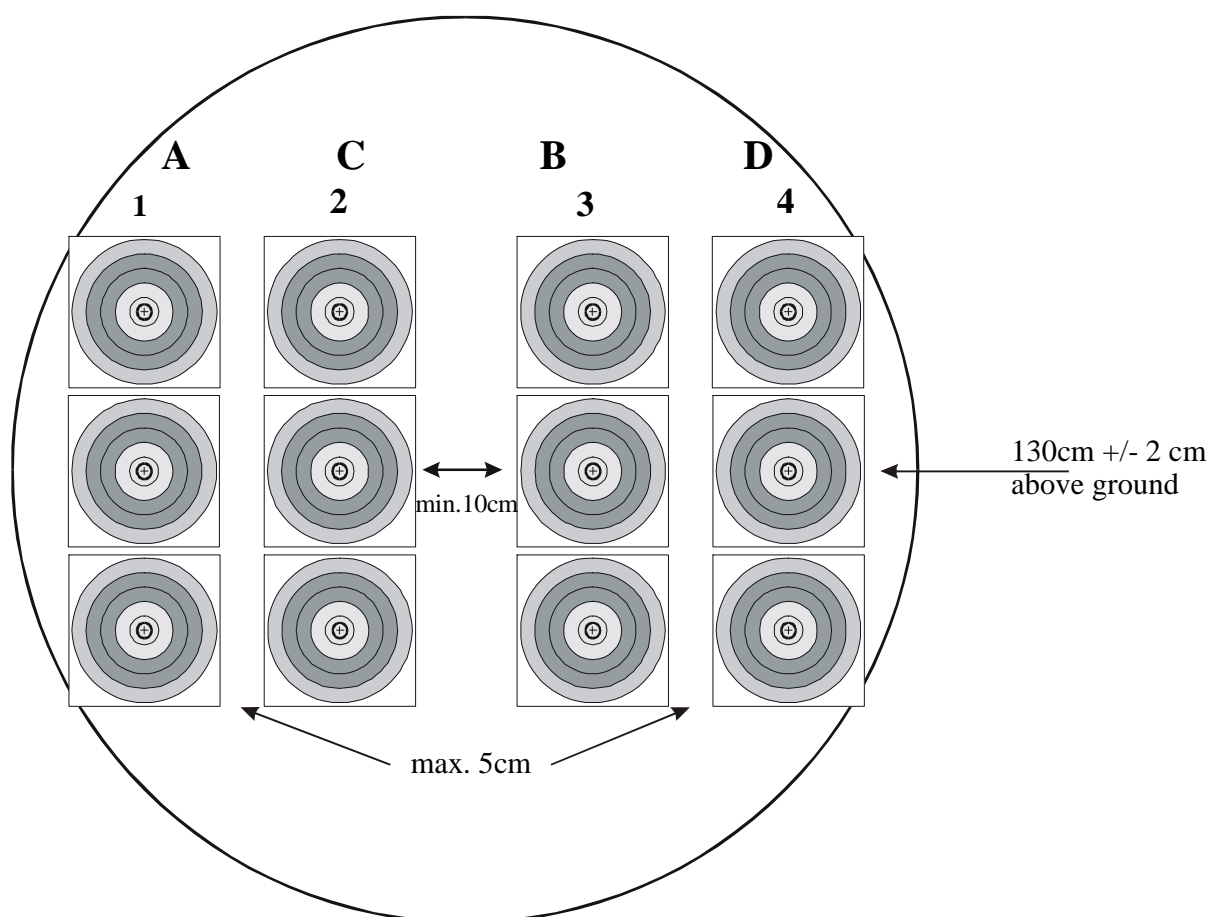
Article 8.2.1.



d	x	y	z
diameter of face	color zone	scoring zone	diameter of inner 10
60 cm	6 cm	3 cm	3 cm
40 cm	4 cm	2 cm	2 cm

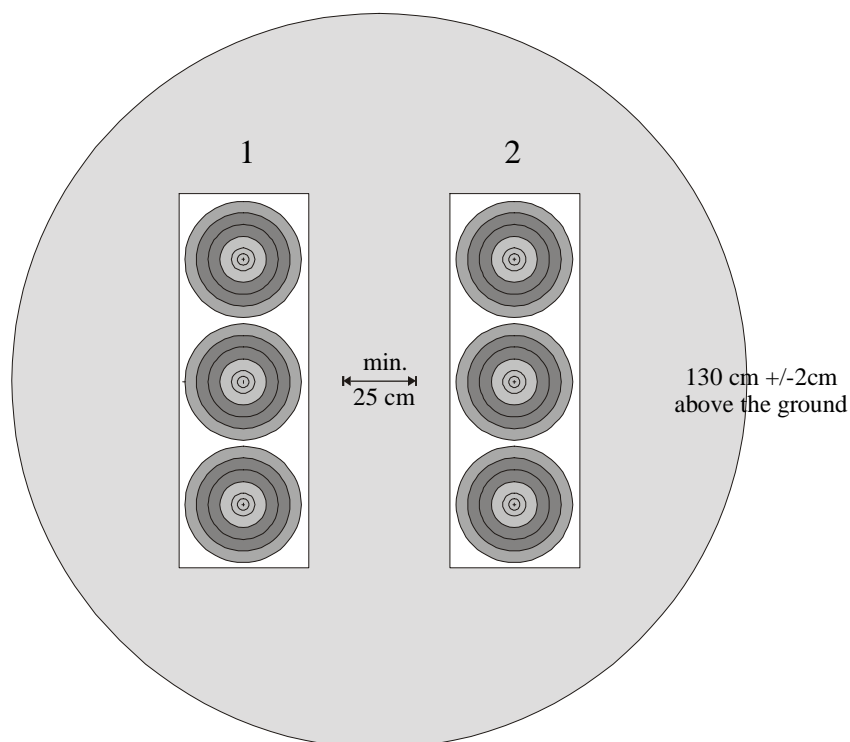
3. INDOOR - VERTICAL TRIPLE FACES

Article 8.2.2.1.3.



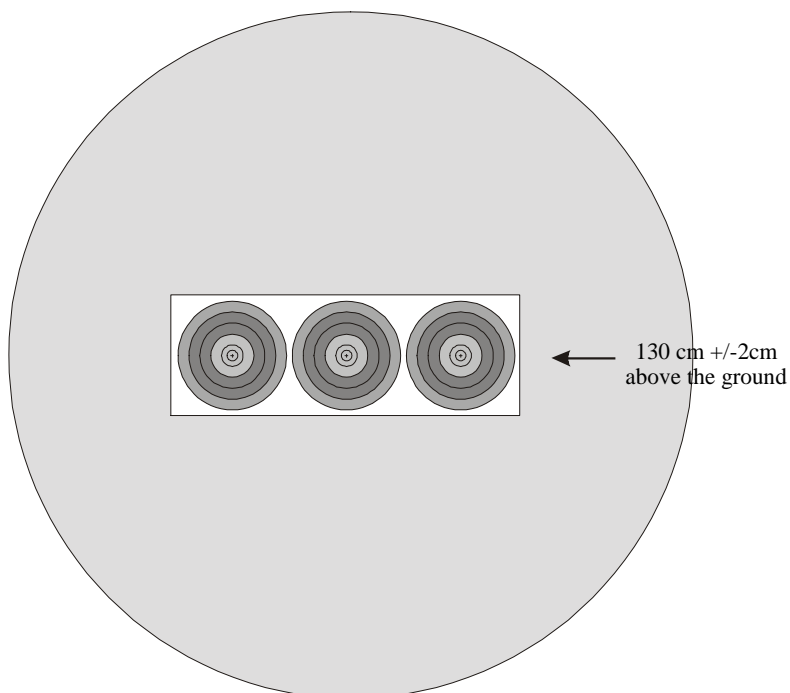
4. INDOOR - VERTICAL TRIPLE FACES – INDIVIDUAL AND TEAM EVENT

Article 8.2.2.1.3.

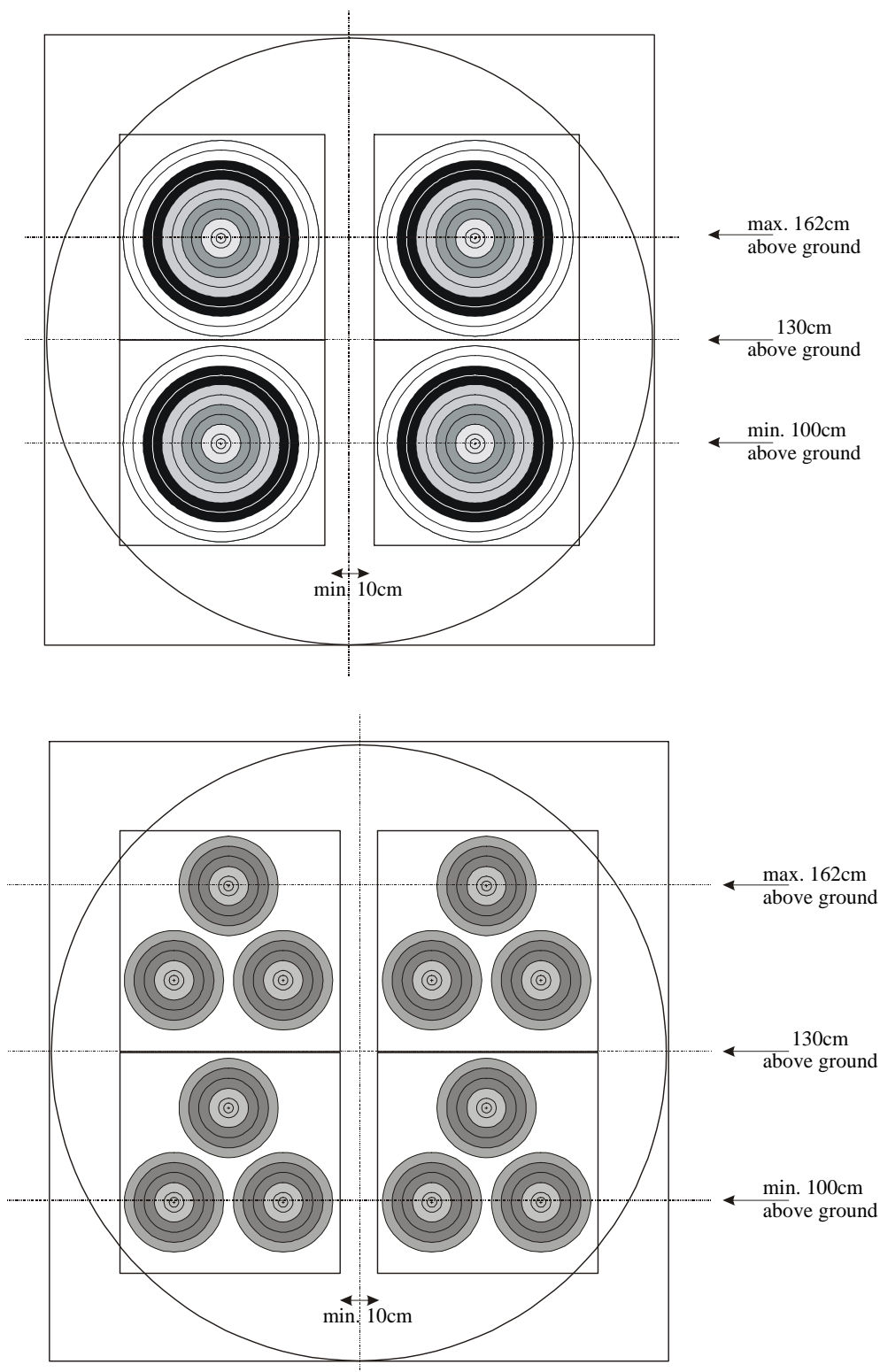


5. INDOOR - VERTICAL TRIPLE FACES - TEAM EVENT (shoot-off)

Article 8.2.2.1.3. horizontal set-up

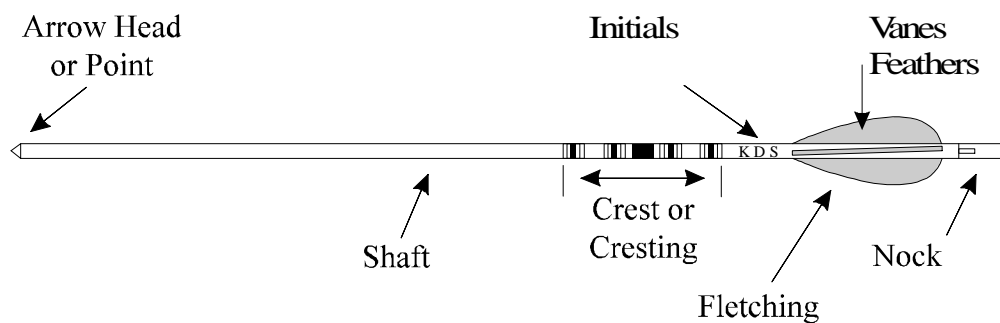


6. INDOOR – 4 x 40cm SINGLE AND TRIANGULAR TRIPLE FACES
Article 8.2.2.1.2.

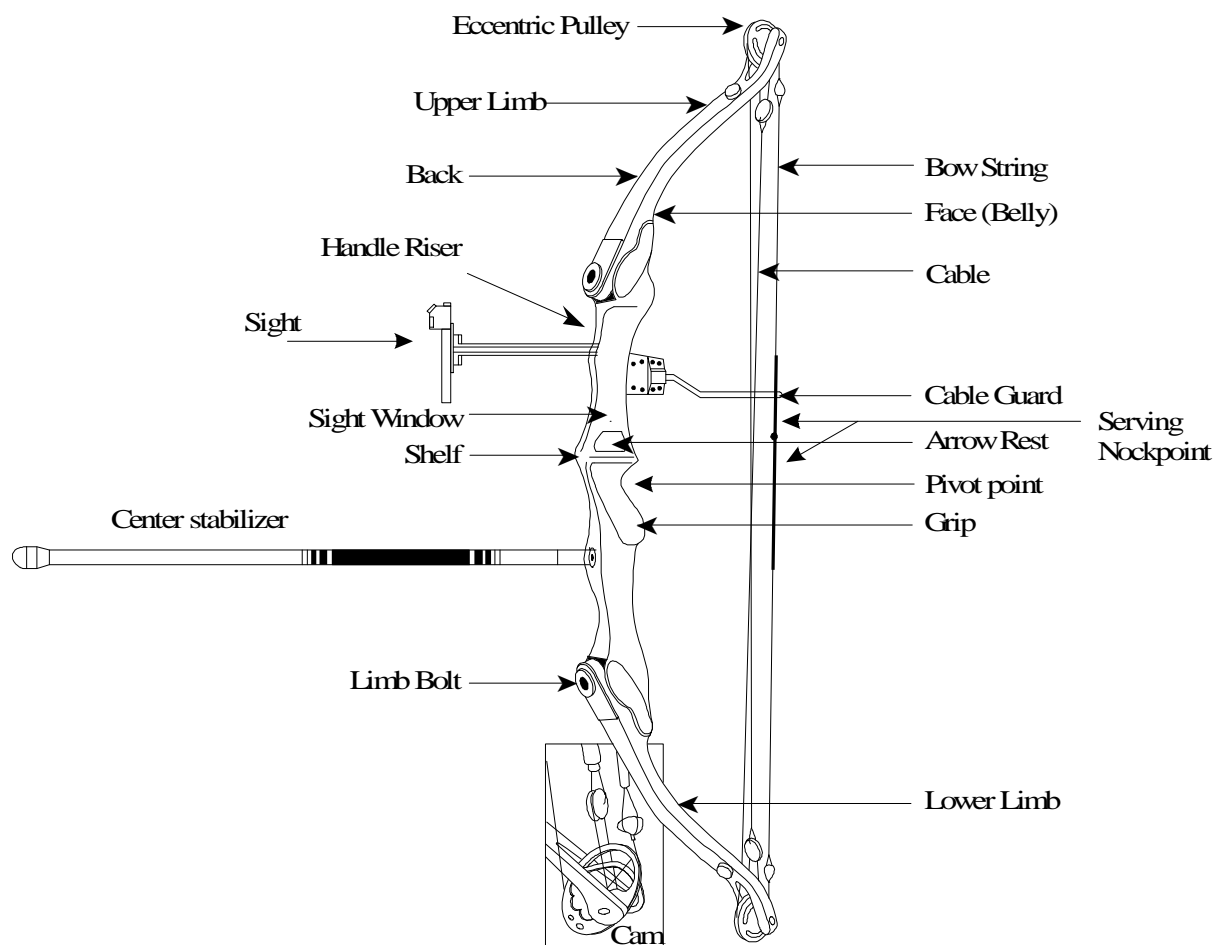


APPENDIX 2**ATHLETES' EQUIPMENT****1. ARROW**

Article 8.3.1.7.

**2. COMPOUND BOW**

Article 8.3.2



3. RECURVE BOW

Article 8.3.1

