

# **BOOK 5**

**Run-Archery**

**Miscellaneous**

**Archery Rounds**



## CHAPTER 10

## RUN-ARCHERY

## 10.1 RUN-ARCHERY

10.1.1 Run-Archery is a discipline that combines cross-country running and archery.

The Run-Archery rules are considered by FITA to be by-laws

Competition Format

The competitors run several laps of a **circuit** which is between 250 and 300 meters long. The competitors travel from the starting line through the track, along the shooting range, passing through gates A, B, C, D or E, to the finishing line (see appendix stadium lay out)

At the **shooting range** 20 target units will be set up.

The **distance** between the shooting line and the target line is 20 meters.

Each target unit consists of 4 falling targets of various sizes:

For FITA use:	23 cm	20 cm,	17 cm	14 cm
For National use:	26 cm	23 cm	20 cm	17 cm
For Local use:	29 cm	26 cm	23 cm	20 cm
Scoring:	1 point	2 points	3 points	4 points

(see appendix target units)

All **targets** have a different colour.

- The smallest target is yellow,
- The next is red,
- Then there is the blue target, and
- The largest target is black.

All targets have a centre spot of 4 cm.

- The spot on the yellow target is black,
- The spots on the other targets are yellow.

All colours are from the FITA PMS colour charts.

On each lap the **competitor arrives at the shooting venue and goes to the target unit where he is required to shoot 3 arrows**. The competitor is only allowed to hit a target once, so has to choose which of the 4 targets he or she will try to hit with each of the 3 arrows.

Depending on the total score of those 3 arrows the competitor is allowed to take a **short cut** before starting the next lap.

# BOOK 5

## FITA CONSTITUTION AND RULES

---

- \* Scoring 8 or 9 points: the competitor is allowed to run through short cut gate A
- \* Scoring 6 or 7 points: the competitor is allowed to run through short cut gate B
- \* Scoring 5 or 4 points: the competitor is allowed to run through short cut gate C
- \* Scoring 3 or 2 points: the competitor is allowed to run through short cut gate D
- \* Scoring 1 or 0 points: the competitor has to run through gate E.

The lap through:

- gate B means 50 extra meters to run,
- gate C 80 extra meters,
- gate D 110 extra meters, and
- gate E 140 extra meters.

When arriving at the shooting line, the competitor can choose the targets he or she wants to hit with the 3 arrows at that stage of the race. The choice may be to:

- \* Take no risks and shoot at the 3 largest targets, score few points and so run more meters, or
- \* Take a risk by shooting at the smaller target to be allowed to take a better short cut, which will give the opportunity to catch up or increase the lead but implies the risk of missing the targets.

### Competition

**First day:**

**Team event and individual ranking round.** (Men and women compete separately).:

Team event:	<ul style="list-style-type: none"><li>• a team consists of 3 competitors,</li><li>• each competitor runs 2 laps and shoots 6 arrows,</li><li>• individual result counts also for ranking.</li></ul>
Individual ranking round:	<ul style="list-style-type: none"><li>• each (non-team) competitor runs 2 laps and shoots 6 arrows.</li></ul>

The team event is a relay event and each team member runs 2 laps. The first competitors of each team start all together. The team whose third competitor finishes first is the winner.

Each team member's individual result in time determines his/her ranking for the qualification round. After the team event the competitors who are not members of a team also run two laps shooting 6 arrows to determine their ranking.

**Second day:**

**Qualification round** (men and women compete separately)

For the qualification round the competitors are divided into groups of a maximum of 20 competitors, according to their first day's ranking.

If there are, for instance, 60 competitors there will be 3 groups, and number 1 of the ranking list will start in group A, number 2 in group B, number 3 in group C, number 4 in group C, number 5 in group B, number 6 in group A, and so on.

*Each group start one after the other.*

*At the start of a group the competitors are lined up one behind the other according to their ranking with a 4 meter distance between them (pole position system) and then, at a signal, start together.*

*The competitors run 5 laps and shoot 5 times 3 arrows.*

### ***Final round (men and women compete separately)***

*The best 3 competitors of each qualification group qualify for the final. To complete the 20 finalists, the competitors with the next best results in the qualifying round are selected.*

*In the final round there is the same starting procedure as in the qualifying round.*

*The competitors run 4 laps and so have to shoot 4 times 3 arrows.*

### **Equipment**

*Competitors are using their own equipment.*

- \* *For Run-Archery the Standard Bow as described in FITA Rules, will be used.*
- \* *With a maximum draw weight of 35lbs.*
- \* *No stabilisation, or button is are permitted and just a simple arrow rest is to be used.*
- \* *A clicker is allowed.*
- \* *Arrows must be of wood, aluminium or full carbon. The diameter of the point must not be greater than the shaft diameter plus 2 mm. The point must be between semi-spherical (at least  $R = \frac{1}{2}$  point diameter) and flat.*
- \* *A simple sight with only one aiming point is permitted.*
- \* *A back quiver to carry the arrows must be used.*
- \* *Competitors may use normal running outfit.*

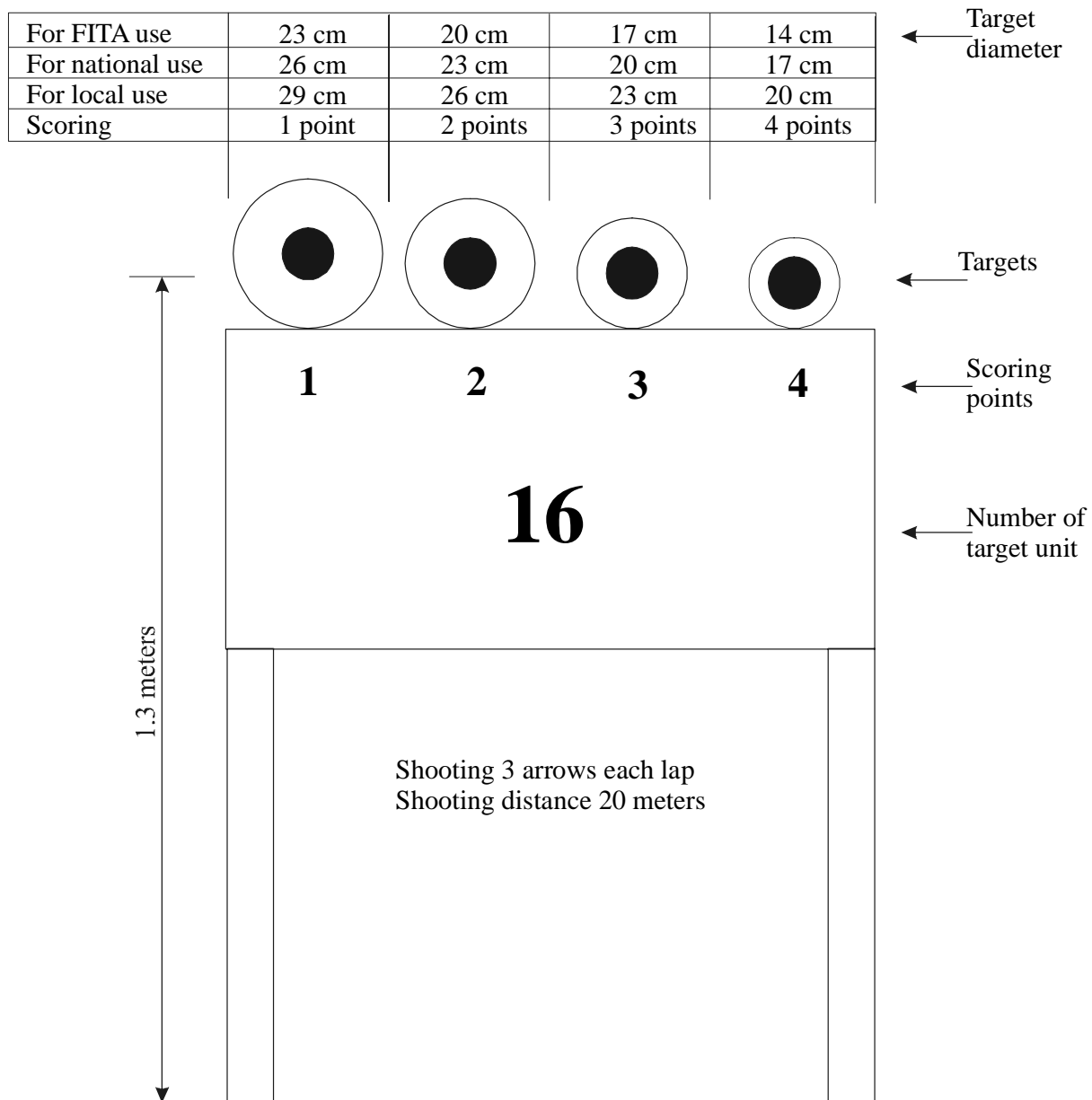
### **Rules**

- \* *During the competition the bow and arrows have to be carried by the competitor. The bow is to be held in the hand, all arrows have to be carried in a quiver on the back.*
- \* *After entering the shooting range the competitor has to go to the shooting position on the shooting line that is the same as the back number.*
- \* *A competitor entering the shooting range gives right of way to a competitor leaving it.*
- \* *When arriving at the shooting line the competitor takes three arrows out of the quiver and puts these into a holder on the ground.*
- \* *The competitor pulls the targets upto the vertical position by means of a rope.*
- \* *The competitor then shoots 3 arrows, one per target.*
- \* *In the final round a competitor who is overtaken by the leading competitor is to withdraw from the match.*

APPENDIX 1 BOOK 5

**VENUE EQUIPMENT – Run-Archery**

**1. TARGET UNIT**

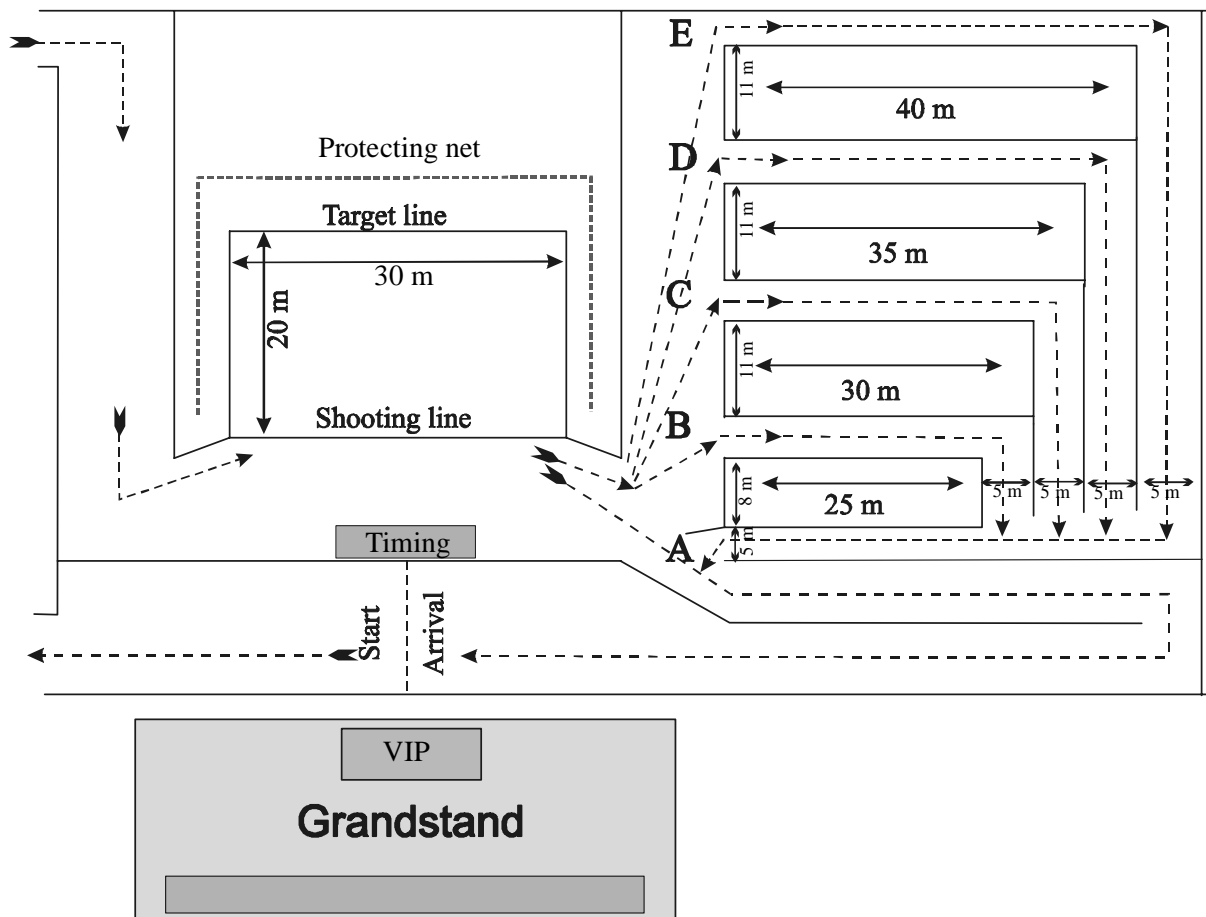


APPENDIX 1 BOOK 5

**VENUE EQUIPMENT – Run-Archery**

2. SHOOTING RANGE

**Run-Archery  
Stadium Layout**



# **BOOK 5**

## **FITA CONSTITUTION AND RULES**

---





**CHAPTER 11**

**MISCELLANEOUS ROUNDS**

<b>11.1</b>	<b>CLUB ROUNDS .....</b>	<b>2</b>
	A club round is a FITA round that permits the competitor to shoot matches without direct elimination. Several variations are possible which are implemented in the respective bylaws.	
<b>11.2</b>	<b>THE DUEL MATCH ROUND .....</b>	<b>4</b>
	The Duel Match Round, shot at 18 meters on 40cm vertical triple faces or at 70 meters on 122cm faces, consists of a 1 <sup>st</sup> Qualification Round, a 2 <sup>nd</sup> Qualification Round, an Elimination Round, A Semi-finals round and a Final round.	
<b>11.3</b>	<b>THE FITA 3D ANIMAL ROUND .....</b>	<b>5</b>
	The 3D round is an unmarked field round shot on any number of 3D or silhouette animal targets of varying sizes	
<b>11.4</b>	<b>THE FOREST ROUND .....</b>	<b>7</b>
	The Forest Round is an unmarked field round shot on any number of target faces consisting of pictures of animals	
<b>11.5</b>	<b>THE CLOUT ROUND .....</b>	<b>11</b>
	The Clout Round is a long distance shoot at a target laid out on the ground with a central flagpole called “The Clout”	
<b>11.6</b>	<b>FLIGHT SHOOTING .....</b>	<b>15</b>
	The object of flight shooting is to see the furthest distance that can be shot with certain sets of equipment.	
<b>11.7</b>	<b>THE ACADEMIC ROUND .....</b>	<b>34</b>
	The Academic Round is a Target Archery team round shot on Hit/Miss targets.	
<b>11.8</b>	<b>ARCHERY BIATHLON .....</b>	<b>36</b>
	Archery biathlon is a discipline that combines cross-country skiing and archery. It is now an IBU discipline and FITA gives advice concerning the archery equipment.	

The details of these rounds are implemented in the following Bylaws.

### 11.1 CLUB ROUNDS

A club round is a FITA round that permits the competitor to shoot matches without direct elimination. Several variations are possible which are implemented in the respective bylaws, one of which is set out below.

#### 11.1.1 50 Meter Match Round

Rules

*The competition:*

*The 50 Meter Match Round consists of a **Ranking Round** of 27 arrows at 50 meters on the **122 cm target face** for all classes and division. The results of this ranking round will be used to divide competitors into groups of 8 in each division, regardless of their class.*

*The competitors in each group will shoot against each other in a **'round robin' series of matches**. This will determine the top three competitors in each group.*

*Explanatory notes:*

- **Divisions:** Recurve, Compound, Barebow, Standard.
- **Classes:** All classes regardless of gender or age will compete together in the same divisions.
- **Number of arrows in the Ranking Round:** 9 ends of 3 arrows each; total 27 arrows.
- **Number of arrows in the matches:** 7 matches of 9 arrows each; total 63 arrows.
- **Total number of arrows in the competition:** 90 arrows, for total maximum score 900 points.
- **Ranking procedure:** competitors are ranked in each division by total, hits, gold's, X's (as usual).
- **Competitors are then repositioned** on butts as follows: competitors ranked 1-4 to target one of that division, competitors 5-8 to target two and so on throughout that division. The pattern is repeated in all other divisions.
- In case of **ties** in the ranking round for the competitors ranked 8/9, 16/17 etc. in each division, they will be ranked by the organizers (suggestion: in alphabetic order by family name and then by given name).
- **Assignment to groups and butts:** there should be a minimum of 2 competitors per butt and a minimum of 4 competitors in one group. That means that divisions with fewer than 4 competitors will not be eligible to compete. Organizers will arrange at their discretion the last 2 or more groups in the ranking of each division in order to comply with this minimum.

- *In each group, each competitor will shoot 7 matches, each which will be 3 ends of 3 arrows.*
- *Matches will be shot in the following sequence ( considering target 1 and 2 as of the same group):*
- *First series of matches (Matches 1 to 4)*
  - *A1-A2 B1-B2 C1-C2 D1-D2*
  - *A1-B2 B1-C2 C1-D2 D1-A2*
  - *A1-C2 B1-D2 C1-A2 D1-B2*
  - *A1-D2 B1-A2 C1-B2 D1-C2.*
- *Second series of matches (Matches 5 to 7)*
  - *A1-D1 B1-C1 A2-D2 B2-C2*
  - *A1-C1 B1-D1 A2-C2 B2-D2*
  - *A1-B1 C1-D1 A2-B2 C2-D2.*
- *The Result of the matches will be decided by score as follows:*

*Matches won will score 2 points, ties 1 point and a match lost will score no points. If there are byes for matches without opponents, the competitor will shoot but will score no points.*
- *Competitors winning the maximum of 7 matches will gain 14 points in total.*
- *The winner in each group will be determined by the total of the match points. In the case of a tie, the total accumulated score including the ranking round (then hits, 10's and X's) will break the tie. In case of final perfect tie, the two or more competitors will be ranked in the same position.*
- *Each competitor will shoot 90 arrows at 50 meters on 122 cm faces, thus getting a grand total score comparable to that of a FITA 900 Round. Organizers at their discretion may also reward the top three grand total scores of each division, as well as the top teams per division (the three top ranked competitors make up a team).*
- *Scorecards for the 27 ranking arrows should be the standard cards used in any FITA Outdoor or Indoor competition.*
- *The scorecard for the groups could be organized as follows: scorecards 1-1 and 1-2 will be used for target 1 in each group, and scorecards 2-1 and 2-2 will be used for target 2 in each group.*

### *Recommendations: How to run the competition*

*It is suggested to start the competition at around 10:30 A.M with 2 ends of 3 practice arrows, and then the 27 arrows of the Ranking Round.*

*Competitors should be distributed on the targets from left to the right, having already separated them into division, for instance first the Recurve Division, followed by the Barebow Division and then Compound Division.*

*There should be a sufficient number of butts available to allow all competitors of a division to shoot on their own butts. In addition, at least one empty target per division should be made available.*

*Competitors should wear normal back numbers.*

*After shooting the 27 ranking arrows, competitors should be asked to leave their back numbers on the shooting line.*

*During a lunch break of approximately 45 minutes to one hour, the organizers will prepare the result of the Ranking Round and the re-positioning of the competitors on to the butts.*

*Competitors will then be called by the organizers on the shooting line butt by butt to make sure that they understand their new target assignment and allow them to pick up and wear their new back number.*

*The score cards for the two groups of matches should be prepared by the organizers including target number and the names of opposing competitors to make it easier for the competitors to compare each other's scores at the end of each match.*

*The first group of 4 matches will then be shot, followed by the second group of 3 matches.*

*Organizer may arrange a short interval of about 10 minutes, between the 2 groups of matches, in order to collect the related score cards used to prepare a temporary results list.*

*The Awards ceremony should take place as soon as possible after the end of the second group of matches.*

*A special computer program to handle all the phases of the competition is available without charge from FITA and can be used to run the competition properly. The program only requires a low-end computer (386 / 4 MB RAM) with MS DOS, but it can be run with Windows 95/98, too. A printer compatible with MS-DOS commands is needed, too.*

*Other Club Rounds will be published as they are developed*

**11.2 THE DUEL MATCH ROUND**

(See articles 4.5.1.9 and 4.5.2.7)

In addition to the Shooting Rules as laid down Chapters 4, 7 and 8 the following rules apply to the Duel Match Round

**11.2.1 THE ROUND**

11.2.1.1 The Duel Match Round shot at 18 meters on 40cm vertical triple faces or at 70 meters on 122cm faces consists of a 1<sup>st</sup> Qualification Round, a 2<sup>nd</sup> Qualification Round, an Elimination Round, A semi-finals round and a final round.

*11.2.1.1.1 It is composed as follows:*

- *The 1st Qualification Round (60 arrows - 5 X 12) in which all competitors are seeded by drawing lots in groups of six (6) competitors (max. of 8 groups per division and class), if possible there shall be no more than one member of the same team per group. To avoid top competitors from meeting in the first round they will be seeded in different groups based on their scores in the previous Outdoor or Indoor World Championships. Each competitor of a group will shoot a series of individual matches against each of the other five (5) competitors of his group, each match consists of four (4) ends of three (3) arrows shot in 90 seconds. The competitors will shoot at the same time.*
- *The 2nd Qualification Round (60 arrows - 5 X 12) in which the best 24 competitors (8 winners, 8 second best and the 8 competitors with the best total scores of all groups) of each division and class are seeded by drawing lots into four (4) groups of six (6) competitors. Each group shall consist of an equal number of winners, second best and best total score competitors. The shooting program is the same as in the 1st Qualification Round.*
- *The Elimination Round (60 arrows - 5 X 12) in which the best 12 competitors (4 winners, 4 second best and the 4 competitors with the best total score of all groups) of each division and class are seeded by drawing lots into two (2) groups of six (6) competitors, procedure as above. The shooting program remains the same.*
- *The Semi-Finals, in which the winners and the second best competitors of the 3rd Qualification Round will meet, the winner of one group will shoot against the second best of the other group. Each competitor will shoot a series of sets (ends) of three (3) arrows in 90 seconds. A tie in score will be broken by a shoot-off after each set. The competitor who wins 4 sets out of 7 will win the match. The competi-*

tors will alternate shooting. The Judge will decide by drawing lots which competitor will start shooting the first set. The competitor who starts shooting the first set will shoot second in the second set. The competitors will go on rotating after each set.

- The **Finals**. The winners of the Semi-finals will proceed to the finals, the two losers will be ranked 3rd. The shooting program will be the same as in the Semi-Finals.

### 11.2.2 RANGE LAYOUT

11.2.2.1 For the Duel Match Round (Indoor) the 40cm vertical triple faces shall be set in pairs on each buttress.

11.2.2.2 The center of the single face or the center of the middle face of the vertical triple faces shall be 130cm above the floor.

### 11.2.3 TARGET FACES

11.2.3.1 Target Faces:

For the Duel Match Round the 40cm vertical triple face shall be used for Indoor, the 122cm face shall be used for Outdoor.

### 11.2.4 SHOOTING

11.2.4.1 The maximum time permitted to a competitor to shoot an end of three arrows shall be 90 seconds in the Duel Match Round

11.2.4.2 In the Elimination and Finals Rounds of the Duel Match Round no extra time shall be allowed for equipment failure, but the competitor with equipment failure may leave the shooting line to repair or replace the same and return to shoot any remaining arrow(s) if the Time Limit permits.

11.2.4.3 For the Duel Match Round the procedure will be as follows:

- 1st Qualification Round, 24 competitors will shoot at the same time on 12 buttresses, 2 competitors per buttress. The 12 buttresses are arranged in groups of 3, so that four groups can shoot at the same time.
- In case of incomplete groups the competitors without opponents will get a bye but they will shoot their matches alone for score (see total score). The shooting positions on the line (left-right) and the shooting lanes will change after each match;
- 2nd Qualification Round, the round will be shot as above;

- *Elimination Round, each division and class will shoot separately, 12 competitors will shoot on the 6 center buttresses;*
- *Semi-Finals, each match will be shot separately, one match after the other, 2 competitors per buttress which will be placed in the center;*
- *Finals, same procedure as for the Semi-Finals.*

## **11.2.5 ORDER OF SHOOTING - TIMING CONTROL**

- 11.2.5.1 In the Duel Match Round there will be two competitors per buttress, each competitor will shoot on his own set of vertical triple faces.*
- 11.2.5.2 The arrows, marked by rings or numbers are to be shot in ascending order from top to bottom, e.g. arrow number 1 in the top face, the second arrow, number 2 in the middle face and the last arrow, number 3 in the bottom face.*
- 11.2.5.3 In the Duel Match Round the time limit for an end of 3 arrows shall be 90 seconds. The yellow light will go on when only thirty (30) seconds are left.*

## **11.2.6 SCORING**

- 11.2.6.1 In the 1st and 2nd Qualification Rounds of the Duel Match Round the competitors score themselves.*
- 11.2.6.2 In the Duel Match Round the arrows must be shot in ascending order from top to bottom on the 40cm vertical triple face. An arrow not hitting the proper face shall not score.*
- 11.2.6.3 In the Elimination Round the scores are witnessed by Judge.*
- 11.2.6.4 In the Semi-Finals and Finals Rounds of the Duel Match Round the competitors remain behind the shooting line, the arrows are called, scored by Judges and pulled by competitors' agents.*
- 11.2.6.5 The running scores of each match are displayed on the lane after each end or set.*
- 11.2.6.6 For the Duel Match Round the results shall be determined as follows:*
- *In the Qualification and Elimination Rounds the winner of each match will get two (2) competition points, the loser will get no point and in case of a tie both competitors will get one (1) point each.*
  - *The competitor with the most points after 5 matches is the winner of his group and advances to the next round;*



- *The competitor with the second most points is second best and advances to the next round;*
- *The 8 (4) competitors with the highest scores of their class and division advance to the 2nd Qualification round or Elimination round.*
- *In the Finals Rounds the competitors will shoot up to 7 sets (ends), the competitor who first wins 4 sets (Best of Seven) wins the match.*
- *Both competitors who lose the Semi-Finals match will be ranked 3rd place.*

### 11.2.6.7

*In the event of a tie for points or score to determine group ranking there will be a shoot-off.*

*Both competitors will simultaneously shoot one end of 3 arrows on their own set of target faces on the same buttress.*

*If there is still a tie each competitor will shoot one more arrow (40 seconds) on the middle face of his set of target faces. The competitors alternate shooting. The arrow closest to the center will resolve the tie.*

*If necessary successive closest-to-center single arrow shoot-offs on the middle face will break the tie.*

*In the Finals Rounds single arrow closest-to-center shoot-offs on the middle face will determine the winner of each set.*

## 11.3 THE FITA 3D ANIMAL ROUND (see article 4.5.3.5)

In addition to the Shooting Rules as laid down in Chapters 4, 7, 8 and 9 the following rules apply to the 3D Round.

### 11.3.1 THE ROUND

- 11.3.1.1 *The 3D Round may be shot by the Recurve, the Compound, the Barebow, the Longbow and the Bow Hunter divisions.*
- 11.3.1.2 *The round is shot on any number of 3D or silhouette animal targets of varying sizes, one arrow per target.*
- 11.3.1.3 *The distances are not marked and vary within the following limitations:*
- *Between 5-45m for the FITA Compound and Recurve divisions;*
  - *Between 5-30m for the FITA Barebow, the Longbow and the Bow Hunter divisions*

### 11.3.2 TARGETS

- 11.3.2.1 *The 3D or Silhouette Animal targets shall be of various sizes, each having a marked center ring and a marked heart/lung ring.*
- 11.3.2.2 *Scoring Zones:*
- *15 points for the center ring zone;*
  - *12 points for the critical ring zone;*
  - *7 points for the rest of the animal figure, except antlers, hooves, cloves.*
- 11.3.2.2.1 *Samples of all 3D or silhouette animal targets shall be on display at the assembly point. Otherwise drawings or pictures showing the animals targets used and indicating the scoring rings in their correct position shall be given to all the participants.*
- 11.3.2.3 *In the case the animal target(s) being used has more than 2 rings engraved, the second smallest will become the center ring and the biggest will become the critical ring zone.*
- 11.3.2.4 *If the animal target used has more than 2 rings, the smallest ring may be used as an X-ring at the organizer's discretion.*
- 11.3.2.5 *The 3D round may also be scored using the 3 arrow principle as in the Forest round (see 11.4.3.2), at the organizer's discretion. The center ring becomes the X ring and the critical*

ring becomes the Inner Ring (of the Forest round), the rest of the animal (silhouette) becomes the the outer ring.

If there are more than 2 rings on any animal target, the second smallest becomes the X ring and the largest remains the critical ring zone, corresponding to the Inner Ring of the Forest Round and scoring 15/10/5p. The rest of the animal (silhouette) becomes the Outer Ring scoring 12/7/2p.

11.3.2.6 For an arrow to score, the arrow shall hit and remain (be stuck) in the 3D figure.

### 11.3.3 COMPETITORS' EQUIPMENT

11.3.3.1 Recurve Bow, Compound, Barebow, Longbow, Bowhunter (see Chapter 9.3.1-10)

#### 11.3.3.1.1 Longbow

- The bow shall correspond to the traditional form of a longbow. It can be made from any material or combination of materials. The shape of the grip and the limbs are not restricted. Center shot is allowed. For Juniors and for Women the bow shall be not less than 150cm in length; and for Men the bow shall be not less than 160cm in length, this being measured between the string nocks;
- When strung the string may not touch any other part of the bow but the string notches;
- Bowstrings may be of any material;
- If the bow has an arrow shelf that shelf may be used as an arrowrest, it may be covered with any type of soft material. No other types of arrowrests are allowed;
- Only wooden shafts are allowed. The point weight for Juniors and Women shall be 100 grains, for Men 125 grains. Any type of nocks suitable for wooden arrows may be used;
- Fletching shall consist of natural feathers only;
- In addition to the above Barebow rules apply.

#### 11.3.3.1.2 Bowhunters:

- maximum bow weight:
  - 80lbs for men;
  - 60lbs for women and juniors.
- arrows:
  - 125 US grains (minimum) point weight, screw-in type bullet field point for men.

- 100 US grains (min.) point weight, screw-in type bullet field point for women.
- sights:
- Any type of sights including multiple pins or rings.

### **11.3.4 SHOOTING**

- 11.3.4.1 The maximum time permitted to a competitor to shoot one arrow per target shall be 2 minutes.*

### **11.3.5 ORDER OF SHOOTING**

- 11.3.5.1 See Chapter 9.5. In groups of mixed divisions, however, the competitors shooting the longer distances shall always shoot first.*

# BOOK 5

## FITA CONSTITUTION AND RULES

---

### 11.4 THE FOREST ROUND

#### 11.4.1 CLASSES

11.4.1.1 *For the Forest Round FITA recognizes the following classes:*

- *Women;*
- *Men.*

#### 11.4.2 DIVISIONS

11.4.2.1 *For the **Forest Round** with equipment as specified in article 9.3.1-10:*

- *Recurve Division;*
- *Compound Division;*
- *Barebow Division;*
- *Longbow Division;*
- *Hunting Bow Division.*

#### 11.4.3 THE FOREST ROUND

11.4.3.1 *The **FITA Forest Round** consists of any number of targets between 12-24 which is divisible by four (4), with up to three (3) arrows per target. The Round is normally shot on un-marked courses but may be shot on marked courses provided the distances are kept within the limits as set forth in article 11.4.3.2.*

11.4.3.2 *Unit for Forest Round*

<i>Number of Targets</i>	<i>Diameter of Inner Rings in cm</i>	<i>Distances in Meters</i>	
		<i>Blue Post Bare- Longbow Bow Hunter</i>	<i>Red Post Recurve and Compound</i>
3	Ø 7.5/5	5 - 10	5 - 15
3	Ø 15/10	5 - 20	5 - 25
3	Ø 22.5/15	5 - 30	5 - 35
3	Ø 30/20	5 - 45	5 - 55

*Whenever possible the pegs may be combined.*

*The distances of the targets of the same size shall vary between long, middle and short distances.*

*In the FITA Forest Round only the first arrow hitting the scoring area will be scored in accordance with the following:*

<i>Arrow hit</i>	<i>1st Arrow</i>	<i>2nd Arrow</i>	<i>3rd Arrow</i>
<i>Inner Ring</i>	<i>15 points</i>	<i>10 points</i>	<i>5 points</i>
<i>Outer Ring</i>	<i>12 points</i>	<i>7 points</i>	<i>2 points</i>

## **11.4.4 RANGE LAYOUT**

- 11.4.4.1 The course shall be arranged so that the shooting posts and the targets can be reached without undue difficulty, hazard or waste of time.*
- 11.4.4.1.1 The targets as described in article 11.4.5 shall be laid out in such order as to allow maximum variety and best use of the terrain*
- 11.4.4.1.2 At all targets, one post or mark for each division shall be placed in such a way as to allow at least two competitors to shoot at the same time from either side of the post.*
- 11.4.4.1.3 All posts must be numbered with the number of the corresponding target and the distance when marked distances are to be shot. The stakes shall have different colors, corresponding to each division as follows:*
- Blue for Barebow, the Bow Hunter and the Longbow Divisions;*
  - Red for Recurve Division and the Compound Division.*
- 11.4.4.1.4 Faces with 7.5cm Inner Ring, shall be placed 4 per buttress in the form of a square.*
- 11.4.4.1.5 The tolerance on the distance from post to target shall not exceed  $\pm 25\text{cm}$  on distances of 15 meters or less, and shall not exceed  $\pm 1\text{m}$  on distances between 15-60 meters. The distance should be measured in the air approximately 1.5-2m above the ground. All kinds of measuring equipment can be used as long as it satisfies the tolerances.*
- 11.4.4.1.6 The buttresses shall provide for a margin of at least 5cm outside the lowest scoring zone(s) of the face(s) placed upon it. At no point may any target face be less than 15cm from the ground. In all instances, regardless of the terrain, the buttress should be placed reasonably perpendicular to the competitor's line of sight from the post in order to present the target face's full size, as much as is practically possible to the competitor.*

- 11.4.4.1.7 *All targets shall be numbered in succession. The numbers shall be no less than 20cm tall and shall be black on yellow or yellow on black and shall be placed within the approach to the posts for that target and shall also function as the stop area for those competitors waiting for their turn to shoot.*
- 11.4.4.1.8 *Faces shall not be placed over any larger face, nor shall there be any marks on the buttress or foreground that could be used as points of aim.*
- 11.4.4.1.9 *Clearly visible direction signs indicating the route from target to target must be placed at adequate intervals to ensure safe and easy movement along the course.*
- 11.4.4.1.10 *Suitable barriers shall be placed around the course, wherever necessary, to keep spectators at a safe distance while still giving them the best possible view of the competition. Only those persons having the proper accreditation shall be allowed on the course inside of the barriers.*

### 11.4.5 VENUE EQUIPMENT

- 11.4.5.1 *In the FITA Forest Round, **picture faces** may be used as set forth below:*

<i>Diameter of Inner Rings</i>			
<i>Ø 7.5/5cm</i>	<i>Ø 15/10cm</i>	<i>Ø 22.5/15cm</i>	<i>Ø 30/20cm</i>
<i>Typical Animals, such as:</i>			
<i>Squirrel</i>	<i>Hare</i>	<i>Roedeer</i>	<i>Bear</i>
<i>Rabbit</i>	<i>Fox</i>	<i>Wolverine</i>	<i>Deer</i>
<i>Marten</i>	<i>Raccoon</i>	<i>Wolf</i>	<i>Wild Boar</i>
<i>Woodcock</i>	<i>Woodgrouse</i>		

- 11.4.5.2 *The Forest Round target faces consist of pictures (photograph / drawing / painting) of animals (see chart) with such colors and contrast that people with normal eyesight can see them clearly under normal daylight conditions at the relevant distances. The pictures should be printed on a white background. The picture faces have two (2) concentric inner rings and an outer ring/line. The smaller inner ring is marked X, the larger inner ring is the higher scoring zone. The outer ring corresponds to the animal's body contour if this is clear, otherwise there shall be a clear line closely following the body contour. Organizers may use 3-D animal figures instead of or in addition to animal faces.*

**11.4.6 COMPETITORS' EQUIPMENT**

(See Field Archery article 9.3; 11.3.3)

*11.4.6.1 Longbow*

- *The bow shall correspond to the traditional form of a longbow. It can be made from any material or combination of materials. The shape of the grip and the limbs are not restricted. Center shot is allowed. For Juniors and for Women the bow shall be not less than 150cm in length; and for Men the bow shall be not less than 160cm in length, this being measured between the string nocks;*
- *When strung the string may not touch any other part of the bow but the string notches;*
- *Bowstrings may be of any material;*
- *If the bow has an arrow shelf that shelf may be used as an arrowrest, it may be covered with any type of soft material. No other types of arrowrests are allowed;*
- *Only wooden shafts are allowed. The point weight for Juniors and Women shall be 100 grains, for Men 125 grains. Any type of nocks suitable for wooden arrows may be used;*
- *Fletching shall consist of natural feathers only;*
- *In addition to the above Barebow rules apply.*

**11.4.7 SHOOTING**

(See Field Archery article 9.4)

*11.4.7.1 In the FITA Forest Round all arrows must be numerically marked and shot in ascending order.*

**11.4.8 ORDER OF SHOOTING**

(See Field Archery article 9.5)

**11.4.9 SCORING**

(See Field Archery article 9.6)

*11.4.9.1 The Forest Round may be scored as in 3D, using the single arrow principle, at the organizer's discretion – in which case the smallest ring (X- ring) becomes the 15p ring, the inner ring becomes the 12p ring and the outer contour of the animal target face becomes the 7p ring.*



## **BOOK 5**

### **FITA CONSTITUTION AND RULES**

---

#### **11.4.10 SHOOTING CONTROL AND SAFETY**

(See Field Archery article 9.7)

#### **11.4.11 PENALTIES**

(See Field Archery article 9.8)

#### **11.4.12 JUDGING**

(See Field Archery article 9.9)

#### **11.4.13 QUESTIONS; AND DISPUTES**

(See Field Archery article 9.10)

#### **11.4.14 APPEALS**

(See Field Archery article 9.11)

## **11.5 THE CLOUT ROUND**

### **11.5.1 CLASSES**

*11.5.1.1 FITA recognizes the following classes:*

- *Women;*
- *Men.*

### **11.5.2 DIVISIONS**

*11.5.2.1 For Clout Archery:*

- *Recurve Division;*
- *Compound Division.*

### **11.5.3 THE CLOUT ROUND**

*11.5.3.1 The Clout Round consists of 36 arrows shot from the following distances:*

- *165 meters for Men Recurve;*
- *125 meters for Women Recurve;*
- *185 meters for Men Compound;*
- *165 meters for Women Compound.*

*11.5.3.2 Shooting will be from one direction only.*

*11.5.3.3 Six sighter arrows (two ends of three arrows) are permitted preceding the commencement of shooting. These shall be shot under the control of a Director of Shooting and shall not be scored.*

### **11.5.4 VENUE EQUIPMENT (Clout)**

*11.5.4.1 The Clout target shall be circular, 15 meters in diameter and shall be divided into five concentric scoring zones arranged from the center outwards and each measuring 1.5 meters in width. Each dividing line shall be entirely within the higher scoring zone.*

*11.5.4.2 The Clout target may be marked out on the ground, or the scoring lines may be determined by a steel tape or non-stretch cord marked off at the dividing lines.*

*11.5.4.3 The center of the Clout target shall be marked by a brightly colored distinctive triangular flag; the CLOUT. This flag*

shall not measure more than 80cm in length and 30cm in width. The flag to be affixed to a round pole of soft wood, firmly fixed vertically in the ground, so that the lower edge of the flag shall not be more than 50cm from the ground.

- 11.5.4.4 The values of each scoring zone of the Clout target from the center outwards,  
are: 5 - 4 - 3 - 2 - 1.

### 11.5.5 COMPETITORS' EQUIPMENT (Clout)

- 11.5.5.1 For the **Recurve Division**, the following items are permitted:
- 11.5.5.1.1 A **bow** of any type provided it subscribes to the accepted principle and meaning of the word Bow as used in Target Archery, e.g., an instrument consisting of a handle (grip), riser (no shoot-through type) and two flexible limbs each ending in a tip with a string nock. The bow is braced for use by a single string attached directly between the two string nocks only, and in operation is held in one hand by its handle (grip) while the fingers of the other hand draw, hold back and release the string.
- 11.5.5.1.1.1 Multi-colored bow risers and trademarks located on the inside of the upper limb are permitted.
- 11.5.5.1.1.2 Risers including a brace are permitted provided the brace does not touch the competitor's hand or wrist.
- 11.5.5.1.2 A **bowstring** of any number of strands
- 11.5.5.1.2.1 which may be of different colors and of the material chosen for the purpose with a center serving to accommodate the drawing fingers, a nocking point to which may be added serving(s) to fit the arrow nock as necessary, and to locate this point one or two nock locators may be positioned, and at each end of the bowstring a loop to be placed in the string nocks of the bow when braced. In addition one attachment is permitted on the string to serve as a lip or nose mark. The serving on the string must not end within the archer's vision at full draw. The bowstring must in no way offer aid in aiming through a peephole, marking, or any other means.
- 11.5.5.1.3 An **arrowrest**, which can be adjustable,
- 11.5.5.1.3.1 any moveable pressure button, pressure point or arrowplate may all be used on the bow provided they are not electric or electronic and do not offer any additional aid in aiming. The pressure point shall be placed no further than 4cm back (inside) from the throat of the handle (pivot point) of the bow.
- 11.5.5.1.4 A **draw check device**, audible and/or visual, other than electric or electronic, may be used.

- 11.5.5.1.5 A **bowsight** for aiming is permitted, but at no time may more than one such device be used.
- 11.5.5.1.5.1 It shall not incorporate a prism or lens or any other magnifying device, leveling or electric or electronic devices nor shall it provide for more than one sighting point.
- 11.5.5.1.5.2 The overall length of sight (tunnel, tube, sighting pin or other corresponding extended component) shall not exceed 2cm.
- 11.5.5.1.5.3 A bowsight attached to the bow for the purpose of aiming which may allow for windage adjustment as well as elevation setting is subject to the following provisions:
- A bow sight extension is permitted.
  - A plate or tape with distance marking may be mounted on the bow as a guide for marking, but must not in any way offer any additional aid.
  - The sight point may be a fiber optic sight pin. The total length of the fiber optic pin may exceed 2cm, provided that the attachment or ending is not in the competitor's line of vision at full draw. It can only provide one illuminated aiming spot at full draw.
- 11.5.5.1.6 **Stabilizers** and torque flight compensators on the bow are permitted
- 11.5.5.1.6.1 provided they do not:
- Serve as a string guide;
  - Touch anything but the bow;
  - Represent any obstacle to other competitors as far as place on the shooting line is concerned.
- 11.5.5.1.7 **Arrows** of any type may be used provided they subscribe to the accepted principle and meaning of the word Arrow as used in Target Archery, and that such arrows do not cause undue damage to target faces or butts.
- 11.5.5.1.7.1 The maximum diameter of arrowshafts shall not exceed 9.3mm, the corresponding point may have a maximum diameter of 9.4mm. An arrow consists of a shaft with head (point), nock, fletching and, if desired, cresting. The arrows of each competitor shall be marked on the shaft with the competitor's name or initials, and all arrows used at any one target butt (i.e., numbered target butt) shall carry the same pattern and color(s) of fletching, nocks and cresting, if any.
- 11.5.5.1.8 **Finger protection** in the form of finger stalls or tips, gloves, or shooting tab or tape (plaster) to draw, hold back and release the string is permitted, provided they do not incorporate any device to hold, draw and release the string.
- 11.5.5.1.8.1 A separator between the fingers to prevent pinching the arrow may be used. On the bow hand an ordinary glove, mit-

*ten or similar item may be worn but shall not be attached to the grip. An anchor plate or similar device attached to the finger protection (tab) for the purpose of anchoring is permitted.*

11.5.5.1.9 **Field glasses, telescopes and other visual aids may be used for spotting arrows**

11.5.5.1.9.1 *provided they do not represent any obstacle to other competitors as far as place on the shooting line is concerned.*

11.5.5.1.9.2 *In the Olympic Round Team event the coaches in the coaches box may use hand-held binoculars.*

11.5.5.1.9.3 *Prescription spectacles, shooting spectacles and sunglasses may be used. None must be fitted with micro hole lenses, or similar devices, nor marked in any way which can assist in aiming.*

11.5.5.1.9.4 *The glass of the non-sighting eye may be fully covered or taped, or an eye patch may be used.*

11.5.5.1.10 **Accessories are permitted**

11.5.5.1.10.1 *such as bracers, dress shield, bow sling, belt or ground quiver, tassel, foot markers not protruding more than 1cm from the ground, limb savers, a tripod for a scope (may be left on the shooting line providing it does not create an obstacle for any other competitor), wind indicators (non-electric or non-electronic) may be attached to the equipment used on the shooting line (e.g. light ribbons), electronic wind indicators behind the waiting line.*

11.5.5.2 **For the Compound Division, the following equipment is described. All types of additional devices, unless they are electric or electronic, are permitted:**

11.5.5.2.1 **A Compound Bow, may be of a shoot-through type, where the draw is mechanically varied by a system of pulleys and/or cams. The bow is braced for use by bowstring(s) attached directly between the two string nocks of the bow limbs, or attached to the bow cables, as may be applicable to the particular design.**

11.5.5.2.1.1 *The peak draw weight must not exceed 60 lbs. Cable guards are permitted.*

11.5.5.2.2 **A bowstring of any number of strands**

11.5.5.2.2.1 *which may be of different colors and of the material chosen for the purpose, with a center serving to accommodate the drawing fingers or release aid. Nocking points may be fitted to which may be added serving(s) to fit the arrow nock as necessary. To locate these points one or two nock locators may be fitted. In addition attachments are permitted on the string to serve as a lip or nose mark, a peep-hole, a peep-hole 'hold-in-line' device, loop bowstring, etc.*

11.5.5.2.3 **An arrowrest, which can be adjustable**

- 11.5.5.2.3.1 *Any moveable pressure button, pressure point or arrow plate, may all be used on the bow provided that they are not electric or electronic. The pressure point shall be placed no further than 6cm back (inside) from the throat of the handle (pivot point of the bow).*
- 11.5.5.2.4 **Draw check indicators**, audible and/or visual, other than electric or electronic, may be used.
- 11.5.5.2.5 A **bowsight** attached to the bow
- 11.5.5.2.5.1 *Which may allow for windage adjustment as well as elevation setting which may also incorporate a leveling device, and/or magnifying lenses and/or prisms. Electric or electronic devices are not permitted.*
- 11.5.5.2.5.2 *A bowsight extension is permitted. The sight point may be a fiber optical sight pin.*
- 11.5.5.2.6 **Stabilizers** and torque flight compensators,
- 11.5.5.2.6.1 *provided that they do not:*
- *Serve as a string guide;*
  - *Touch anything but the bow;*
  - *Represent any obstacle to other archers as far as place on the shooting line is concerned.*
- 11.5.5.2.7 **Arrows** of any type may be used provided they subscribe to the accepted principle and meaning of the word Arrow as used in Target Archery, and that such arrows do not cause undue damage to target faces or butts.
- 11.5.5.2.7.1 *The maximum diameter of arrowshafts shall not exceed 9.3mm; the point for these arrows may have a maximum diameter of 9.4mm. An arrow consists of a shaft with head (point), nock, fletching and, if desired, cresting. The arrows of each competitor shall be marked on the shaft with the competitor's name or initials, and all arrows used at any one target butt (i.e., numbered target butt) shall carry the same pattern and color(s) of fletching, nocks and cresting, if any.*
- 11.5.5.2.8 **Finger protection** in the form of finger stalls or tips, gloves, shooting tab or tape (plaster) to draw, hold back and release the string.
- 11.5.5.2.8.1 *A separator between the fingers to prevent pinching the arrow may be used. An anchor plate or similar device attached to the finger protection (tab) for the purpose of anchoring is permitted. A release aid that must not be attached in any way to the bow nor incorporate electric or electronic devices may be used. On the bow hand an ordinary glove, mitten or similar item may be worn but shall not be attached to the grip.*
- 11.5.5.2.9 **Field glasses**, telescopes and other visual aids may be used for spotting arrows

- 11.5.5.2.9.1 *provided they do not represent any obstacle to other competitors as far as place on the shooting line is concerned.*
- 11.5.5.2.9.2 *In the Olympic Round Team event the coaches in the coaches box may use hand-held binoculars.*
- 11.5.5.2.9.3 *Prescription spectacles, shooting spectacles and sunglasses may be used. None must be fitted with micro-hole lenses, or similar devices nor marked in any way which can assist in aiming.*
- 11.5.5.2.9.4 *The glass of the non-sighting eye may be fully covered or taped, or an eye patch may be used.*
- 11.5.5.2.10 *Accessories are permitted*
- 11.5.5.2.10.1 *such as bracers, dress shield, bow sling, belt or ground quiver, tassel, foot markers not protruding more than 1cm from the ground limb savers, a tripod for a scope (may be left on the shooting line providing it does not create an obstacle for any other competitor), wind indicators (non-electric or electronic) may be attached to the equipment used on the shooting line (i.e. light ribbons), electronic wind indicators behind the waiting line.*

#### 11.5.6 SHOOTING (Clout)

- 11.5.6.1 *Each competitor shall shoot his arrows in ends of three or six arrows each.*
- 11.5.6.2 *The maximum time permitted for a competitor to shoot an end of three arrows shall be two minutes. The maximum time permitted for a competitor to shoot an end of six arrows shall be four (4) minutes.*
- *Competitors may not raise the bow arm until the signal is given starting the time limit.*
  - *An arrow shot before or after the allotted time will cause the competitor to lose the highest scoring arrow of that end.*
  - *In the event of an equipment failure the competitor shall raise the red flag on the shooting line. Extra time may be given to make the necessary repairs or changes to the damaged equipment. The competitor shall make up the appropriate number of arrows at the earliest opportunity under the supervision of a Judge.*
- 11.5.6.3 *Excepting for persons who are disabled, competitors shall shoot from a standing position and without support, with one foot on each side of the shooting line or with both feet on the shooting line.*
- 11.5.6.4 *Under no circumstances may an arrow be reshot.  
An arrow may be considered to have not been shot if:*

- *The competitor can touch it with his bow without moving his feet from their position in relation to the shooting line, provided the arrow has not rebounded.*

11.5.6.5 *While a competitor is on the shooting line, he shall receive no coaching assistance.*

11.5.6.6 *Shooting shall be in one direction only.*

### **11.5.7 SCORING (Clout)**

11.5.7.1 *Scoring shall take place after every second end of three arrows.*

11.5.7.2 *The Director of Shooting shall appoint one person to hold the Clout cord, and one person for each scoring ring to collect the arrows in the ring. After all arrows are collected, they are sorted according to the competitor's individual marking, and the arrows shall remain in that scoring ring until scored.*

11.5.7.3 *Each competitor shall then call the value of his arrows, commencing with those of the highest value. The Director of Shooting shall check that all arrows are correctly called.*

11.5.7.4 *The value of the arrows that do not stick in the ground shall be determined by the position of their points as they lie.*

11.5.7.5 *Arrows sticking in the CLOUT, or in the pole, shall score five.*

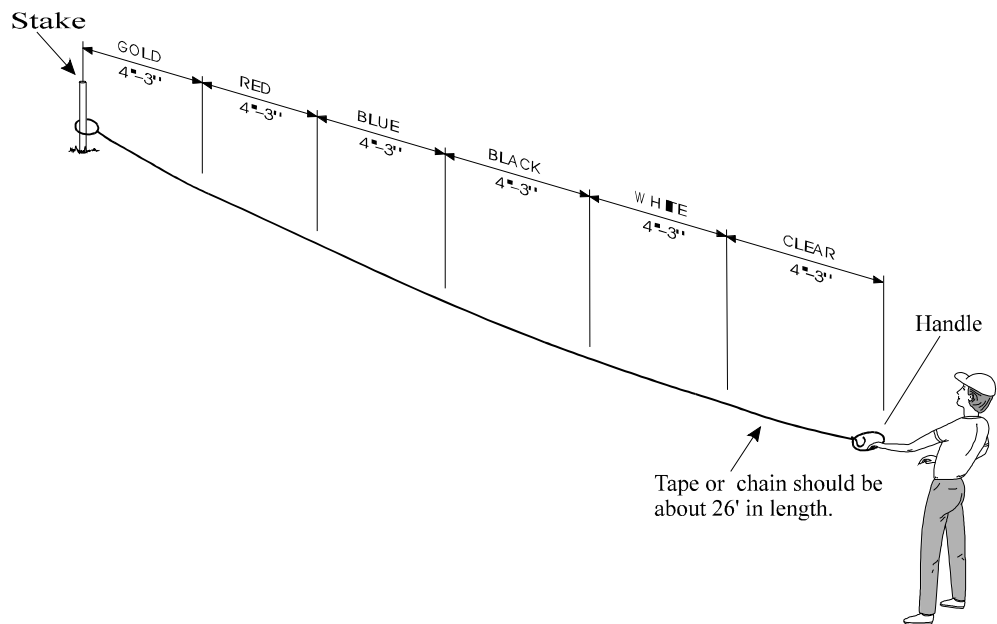
11.5.7.6 *No competitor, except the appointed arrow gatherers, shall enter the Clout target until his name has been called to record the value of his arrows.*

11.5.7.7 *Ties in the Clout events shall be decided as follows:*

- *First by the least number of misses;*
- *If the tie is still undecided, then the least number of ones, and so on;*
- *Should all arrows be the same, the competitors so tying shall be declared equal.*



**Diagram: Scoring**



**11.5.8 SHOOTING CONTROL AND SAFETY**

(See Outdoor Target Archery article 7.7)

## **11.6 FLIGHT SHOOTING**

### **11.6.1 CLASSES**

*11.6.1.1 For Flight Archery FITA recognizes the following classes:*

- *Women;*
- *Men;*
- *Junior Women;*
- *Junior Men;*

### **11.6.2 DIVISIONS**

*11.6.2.1 For Flight Archery FITA recognizes the following Divisions:*

- *Target Recurve Bow;*
- *Conventional Flight Bow;*
- *American Longbow;*
- *English Longbow;*
- *Compound Bow;*
- *Foot Bow.*

### **11.6.3 FLIGHT SHOOTS**

*11.6.3.1 Flight shoots consist of ends six arrows for the greatest distance. Shooting shall be in one direction only.*

### **11.6.4 FITA EVENTS**

*11.6.4.1 In the discipline of Flight Archery:*

- *The **FITA Target Recurve Bow** Shoot all classes with bow weights of:*
  - *35 lbs. (15.88 kg);*
  - *50 lbs. (22.7 kg);*
- *The **Conventional Flight Bow** Shoot with bow weights of*
  - *39.7 lbs. (18 kg); 55.1 lbs. (25 kg); 72.8 lbs. (33 kg); Unlimited for Men;*
  - *39.7 lbs. (18 kg); 55.1 lbs. (25 kg); Unlimited for Women and Juniors.*

- *The **American Longbow Shoot** all classes with bow weights of:*
  - 35 lbs. (15.88 kg);
  - 50 lbs. (22.7 kg);
  - Unlimited.
- *The **English Longbow Shoot** all classes with bow weights of:*
  - 35 lbs. (15.88 kg);
  - 50 lbs. (22.7 kg);
  - Unlimited.
- *The **Compound Bow Shoot** with bow weights of:*
  - 39.7 lbs. (18 kg); 55.1 lbs. (25 kg); Unlimited for Women and Juniors;
  - 55.1 lbs. (25 kg); 72.8 lbs. (33 kg) Unlimited for Men;
- *The **Foot Bow Shoot** all classes with the bow weight of:*
  - Unlimited.

11.6.4.2 *No division is permitted to shoot in direct competition with another division.*

11.6.4.3 *Divisions to be shot in any tournament shall be at the discretion of the organizers and must be advertised on the entry forms*

### 11.6.5 RANGE LAYOUT (Flight)

11.6.5.1 *The base line or shooting line from which the arrows are shot, and from which measurements are made, shall be at least twenty (20) meters wide.*

11.6.5.2 *Contest Space is the area behind the base line and should be roped off to a distance of at least ten (10) meters in depth to provide protection to the contestants and their equipment while shooting. Only contestants, their assistants (one to each shooter) and officials will be allowed in this area.*

11.6.5.3 *The range line, which is at right angles to the base line, must be clearly marked.*

11.6.5.4 *Markers will be placed at 150 meters and then at 50-meter intervals to at least 50 meters beyond the existing FITA record of the longest Class being shot during that*

11.6.5.5 *Red warning flags shall be placed at each side of the range at 75 meters from the center line at a distance of 150 meters from the shooting line.*

11.6.5.6 *The landing area, defined as any ground on which the arrows are expected to land, must be at least 150 meters wide. This area should be free of any obstructions.*

## 11.6.6 FIELD PROCEDURES AND MEASUREMENTS (Flight)

### 11.6.6.1 *Inspection of Landing Area:*

*To open the Tournament, at least three (3) members of the Contest Board and/or their Assistants shall examine the landing area to determine that there are no arrows thereon.*

### 11.6.6.2 **Field Measurement:**

- *1. The Host Committee shall have measured the centerline with a standard brand steel tape of certifiable accuracy. If a Surveyors measuring device such as a theodolite or Complete Measuring Station is being utilized, this requirement is not necessary.*
- *2. All measurements of arrows in the field shall be determined by a right angle intersection of the centerline. There shall be no allowance for deviation from the centerline.*
- *3. At the conclusion of the Tournament, the Contest Board shall re-measure the centerline in order to attest and certify its accuracy. If a Surveyors measuring device such as a theodolite or Complete Measuring Station is being utilized, this requirement is not necessary.*

### 11.6.6.3 **Bow Weighing:**

- *1. Bows shall be weighed just prior to commencement of shooting. Weight of the bow, length of arrow and the class for which this combination is eligible, shall be recorded on a label and affixed to the face of the bow.*
- *2. The weight of the bow shall be taken at two inches less than the length of the longest arrow, and again at one inch less than the length of this arrow. The difference in these weights shall be added to the last weight of the bow at full draw.*
- *3. When an overdraw device is used and permits a draw in excess of one inch from the back of the bow, this excess shall be considered a portion of the arrow length for bow weighing purposes.*
- *4. Variable poundage adjustment mechanisms shall be sealed by the officials at the time of qualifying. Breakage of this seal without notifying the officials shall constitute disqualification. Bows must be re-qualified prior to shooting should this seal be accidentally broken.*
- *5. Weighing the bow at full draw shall be optional with the competitor or the host tournament organizer.*
- *6. Bow weighing scales or any other method of bow weighing equipment must be tested within thirty days of the competition by a qualified agency and carry the stamp of this certification of accuracy.*

- 7. When a drop weight-weighing device is used, the drop weights must be made from an approved metal such as brass or steel (not lead) and be clearly marked as to each units weight value. The weights must be tested by a Sealer Of Weights or equal authority and must carry the stamp of this test or certification.

### 11.6.6.4 **Arrow Marking**

- 1. The contestant's name or initials must be marked on each arrow.
- 2. A non-duplicated serial number must be marked on each arrow.
- 3. A stamp or code mark indicating the class entered must be marked on each arrow by the officials.

## 11.6.7 **COMPETITORS' EQUIPMENT (Flight)**

This article lays down the type of equipment competitors are permitted to use when shooting for FITA purposes.

If it becomes necessary for a competitor to use equipment, which has not been inspected by the Judges, the onus is on the competitor to show this equipment to the Judges before using it.

Any competitor found to be using equipment contravening FITA Rules may have his scores disqualified.

### 11.6.7.1 **Target Bow Recurve Division**

- 1. A bow of any type may be used provided it subscribes to the accepted principle and meaning of the word bow as used in target archery and provided that the bow conforms to bullet 10 below.
- 2. Bows must conform to FITA Rules 7.3.1; 11.5.5.1.
- 3. The maximum handle riser length of the Recurve Target Flight Bow shall not exceed 26 inches.
- 4. Variable tillering adjustment mechanisms shall be sealed by the contest board at the time of qualifying. Breakage of this seal without notifying the contest board shall constitute disqualification. Bows may be re-qualified prior to shooting should this seal be accidentally broken.
- 5. Keyhole bows are not allowed.
- 6. Forward handles and overdraws are not allowed.
- 7. Competitors must use their own standard length target arrows and normal tab or shooting glove.
- 8. Broad head, edged, bodkin, silver spoon and other large diameter piles are not allowed.

- 9. Bow weights for Women, Men and Juniors shall be: 15,88 kg (35lbs); 22,7 kg (50lbs).
- 10. The minimum length of a Target Bow being used in FITA Target Bow Flight Classes will be 64 inches for Men and 64 inches for Women, and Juniors. The method of measurement shown below:

*Target bows will be measured on the belly of the unstrung bow. A steel tape will follow the curvature of the bow at the tips, measured straight across from imaginary lines intersecting the nock grooves on the back. The steel tape will not follow the curvature at the handle riser. A one (1) inch bow length measurement tolerance will be allowed for Recurve Target Flight Bows.*

#### *11.6.7.2 Conventional Flight Bow Division*

- 1. Keyhole bows are allowed.
- 2. Forward handles and overdraws are allowed.
- 3. Inter-moving drawing and release aids are not permitted.
- 4. The following traditional flight equipment may be used:
  - Six-gold ring;
  - Flipper strap, single, double or treble;
  - Bloc;
  - Sipur or extended arrow shelf.
- 5. Any type of arrow may be used. No arrow shall be less than fourteen (14) inches long determined by measurement from the floor of the nock to the tip of the pile.
- 6. Bow weights for Men shall be: 18 kg (39.7lbs.); 25 kg (55.1lbs.); 33 kg (72.8lbs.); Unlimited.
- 7. Bow weights for Women and Juniors shall be: 18 kg (39.7lbs.); 25 kg (55. lbs.); Unlimited.

#### *11.6.7.3 American Longbow Division*

- 1. The bow shall be a minimum of 64 inches in length for men and 62 inches in length for women measured from string groove along the curvature on the belly side (side of the competitor) of the bow. A tolerance of 1/8 inch shall be allowed.
- 2. Longbow limbs in the unstrung position may show reflex-reflex. The strung bow cannot have the string touching the limb anywhere other than in the nock grooves.
- 3. A maximum handle riser length of 18 inches is allowed, including fade out inserts.
- 4. The maximum riser width, measured at the arrow shelf or track shall be 2 3/4 inches.

- 5. *The arrow shelf cut out or arrow ledge is the only rest allowed. It may be covered by natural materials or cloth. Elevated or collapsible arrow rests are not allowed. Overdraws are not allowed. Riser width in excess of 2 3/4 inches is considered an overdraw.*
- 6. *The position at the belly of the bow at the arrow shelf shall be used to determine the weight of the bow when used for conventional flight competition.*
- 7. *The maximum bow weight is determined by drawing the bow at its full draw, the length of the contestants longest arrow measured from the floor of the nock to the point of the arrow. Full draw measurement is considered where the arrow point would be drawn off the arrow shelf at the belly of the bow.*
- 8. *Release shall be by fingers only. Shooting tab or glove may be used. Release aids of any type are prohibited.*
- 9. *Wood arrows only are allowed.*
- 10. *Fletching shall consist of feathers only.*
- 11. *Bow weights for Men, Women and Juniors shall be: 15,88 kg (35lbs); 22,7 kg (50lbs), Unlimited.*

**11.6.7.4****English Longbow Division**

- 1. *The bow shall be the traditional longbow made from wood, with stacked belly, and nocks. For 24 inch to 26-inch arrows the bow shall be not less than sixty inches in length; and for arrows 27 inches or longer the bow shall be not less than sixty-six inches in length, this being measured between the string nocks.*
- 2. *At no point shall the depth of the bow - measured from back to belly - be less than five eighths of the width of the bow at the same section.*
- 3. *Bows of bamboo, constructed in conformity with the above, shall be permitted.*
- 4. *Strings may be of either natural or man-made substance, and may, if desired, embody a "kisser" at any point as required, to facilitate a consistent draw position. The use of extended 'platform' tabs for this purpose is not allowed.*
- 5. *Marks on the bow limb, or rubber bands of no more than one eighth of an inch in depth and thickness, are permitted; but sights as such are not allowed.*
- 6. *The bow shall carry no support for the arrow.*
- 7. *Wooden shafts only are allowed.*
- 8. *Fletching shall consist of feathers only.*
- 9. *Bow weights for Women, Men and Juniors shall be: 15,88 kg (35lbs); 22,7kg (50lbs); Unlimited.*

**11.6.7.5***Compound Bow Division*

- 1. Bows so constructed that a mechanical advantage is obtained by the use of accessory limbs, levers, pulleys, eccentrics or similar devices. Factory modifications are permitted.
- 2. Forward handles are permitted.
- 3. Keyhole type bows are permitted,
- 4. Overdraws are allowed for all compound bow events. No overdraw will be allowed permitting the arrow to be drawn farther back than the brace height of the bow. Weight of compound bows shall be determined at their "break over" point, or position of normally drawn bow at which the bows maximum poundage is achieved.
- 5. Mechanical drawing aids are illegal. Flight release aids must be held in the hand. No attachments or anchor above the wrist will be permitted. Mechanical release aids are permitted.
- 6. Bow weights for Women and Juniors shall be: 18 kg (39.7lbs.); 25 kg (55.1lbs.); Unlimited.
- 7. Bow weights for Men shall be: 25 kg (55.1lbs.); 33 kg (72.8lbs.); Unlimited.

**11.6.7.6***Foot Bow Division*

- 1. In drawing and releasing no mechanical aid or device shall be permitted.
- 2. Mechanical drawing aids are illegal. Flight release aids must be held in the hand. No attachments or anchor above the wrist will be permitted.
- 3. The bow shall be shot with both feet placed upon the bow or in the bow stirrups. The bow shall be drawn with both hands.
- 4. Crossbow type arrow tracks are not allowed.
- 5. The length of arrows shall be determined by measurement from the floor of the nock to the extremity of the point of the arrow. The minimum length of arrows cast from hand held Flight Bows shall not be less than fourteen (14) inches.

**11.6.7.7***Flight Draw and Release Aids*

- 1. Mechanical drawing aids are prohibited in all events.
- 2. Mechanical release aids are allowed only for compound bow events.
- 3. The term "mechanical" shall be taken to mean any method that embodies a plurality of interacting parts, whether such are individual pieces or spring co-joined parts capable of co-operatively acting to affect bow string



*release by a separating movement of at least one such part relative to another.*

- 4. *To be legal a flight release must be held in the hand. No attachment or anchor of any kind above the wrist will be permitted. This applies to all divisions.*

### 11.6.8 SHOOTING (Flight)

- 11.6.8.1 *Competitors shall be at least two (2) meters apart when shooting on the shooting line.*
- 11.6.8.2 *Competitors will not advance their leading foot over the shooting line.*
- 11.6.8.3 *Each competitor may have one assistant or advisor who must keep at least one meter behind the shooting line.*
- 11.6.8.4 *Four ends with a maximum of six arrows per end may be shot on any one day or tournament.*
- 11.6.8.5 *Tournaments may be organized over one or more days. Where the venue permits, shooting may take place in the optimum direction.*
- 11.6.8.6 *Except for the Footbow, all bows must be held in the unsupported hand and in a standing position.*
- 11.6.8.7 *An arrow shall not be deemed to have been shot if the competitor can touch it with his bow without moving the position of his feet.*
- 11.6.8.8 *No competitor shall have more than six arrows with him at his position on the shooting line.*

### 11.6.9 SCORING (Flight)

- 11.6.9.1 *After all classes have shot the first end, competitors and officials shall move forward on the signal of the Field Captain.*
- 11.6.9.2 *No competitor shall be allowed to carry any arrows when moving forward beyond the shooting line.*
- 11.6.9.3 *Where the arrow itself cannot be used for marking, the position of the arrow in the range shall be marked by suitable means and the distance determination shall be made before the next end is shot.*
- 11.6.9.4 *An arrow that comes to rest in other than the usual position shall be measured from the tip of the arrow if visible, or from the point at which it enters any object other than the ground.*
- 11.6.9.5 *If distances are to be measured only at the conclusion of the days events, then appropriate markers, clearly visible, must be placed at the arrows positions with all pertinent data re-*

*corded thereon. Only the farthest arrow of each contestant in each class shall be measured or marked.*

- 11.6.9.6 Any lost arrow must be reported to the Flight Captain and a full record made as to the identity of this arrow before the next end is shot. If found during subsequent ends and showing no evidence of having been moved or disturbed, the arrow may be judged for the class it was registered. No such arrow shall be eligible after all classes have been declared closed by the Flight Captain.*
- 11.6.9.7 If a competitor shoots more than six arrows at any one end, the longest shot or shots in excess of the six arrows allowed shall be disqualified.*
- 11.6.9.8 No division is permitted to shoot in direct competition with another division.*
- 11.6.9.9 Divisions to be shot in any tournament shall be at the discretion of the organizers and must be advertised on the entry forms.*

## **11.6.10 FLIGHT OFFICIALS**

- 11.6.10.1 Flight Tournament Officials shall consist of not less than three (3).*
- 11.6.10.2 The Officials shall consist of the Flight Captain and his assistants.*
- 11.6.10.3 The Flight Captain shall act as the final arbiter of all matters concerning the contest.*
- 11.6.10.4 The Assistant Flight Captain shall aid the Flight Captain and act in his place at the base line or in the field when required to do so. Other Officials shall serve as directed by the Flight Captain.*
- 11.6.10.5 The Equipment Custodian shall have charge of and be responsible for all equipment used in the tournament.*
- 11.6.10.6 The Officials shall be appointed by the host country. Wherever possible Officials should have had previous experience of Flight Shooting events.*

# BOOK 5

## FITA CONSTITUTION AND RULES

---

### 11.7 THE ACADEMIC ROUND

In addition to the Shooting Rules as laid down in Chapters 4, 7 and 8, with the exception of articles 7.2, 7.6.5, 7.6.6 and 8.2, 8.6.3 and 8.6.4, the following rules will apply to the Academic Round.

#### 11.7.1 THE ROUND

- 11.7.1.1 *The Round is reserved for teams of 3 competitors.*
- 11.7.1.2 *The Round consists of 3 ends of 9 arrows where each team member shoots 3 arrows per end.*
- 11.7.1.3 *The Round can be shot Outdoor at 70 m or Indoor at 18 m.*

#### 11.7.2 CLASSES

- 11.7.2.1 *The following classes are recognized.*
- *Women;*
  - *Men.*

#### 11.7.3 DIVISIONS

- 11.7.3.1 *The following Divisions are recognized:*
- *Recurve;*
  - *Compound.*

#### 11.7.4 TARGETS

- 11.7.4.1 *The Academic Round Target faces consist of faces with two zones: a hit zone and a miss zone.*
- 11.7.4.2 *The hit-zone (spot) of the target face for 70 m has a diameter of 18,3 cm.*
- 11.7.4.3 *The hit-zone (spot) of the target face for 18 m has a diameter of 4 cm in the Recurve Division and 3 cm in the Compound Division.*
- 11.7.4.4 *The colour for the hit-zone (spot) is YELLOW (Pantone 107U).*
- 11.7.4.5 *The colour for the miss-zone is RED (Pantone O32U).*

**11.7.5 SCORING**

- 11.7.5.1 An arrow touching the hit-zone will yield one point.*
- 11.7.5.2 The maximum score per team is 27 points.*
- 11.7.5.3 In case of a tie after 27 arrows, each team member will shoot one arrow until the tie is broken.*

**11.7.6 FISU UNIVERSITY CHAMPIONSHIPS**

- 11.7.6.1 For FISU World Championships and the Universiads the following program is recommended:*
- *Indoor: An 18m round followed by an Indoor Match-play Round for Individuals and the Academic Round for Teams*
  - *Outdoor: A 70m Round followed by an Individual Olympic Round and the Academic Round for Teams.*

## **BOOK 5**

### **FITA CONSTITUTION AND RULES**

---

#### **11.8 ARCHERY BIATHLON**

Archery Biathlon Rules are not reprinted here, since Archery Biathlon is an IBU discipline now. FITA fully supports the discipline and gives advice concerning archery equipment.