

BOOK 3

Indoor Target Archery Rules

CHAPTER 8

INDOOR TARGET ARCHERY ROUNDS

(Details concerning the organization of FITA championships will be found in the FITA Organizer's Manuals and in Appendix 1 Book 3. There are new matchplay charts, the old charts may still be used until 2004)

8.1 RANGE LAYOUT

8.1.1 The range must comply with the following provisions.

- 8.1.1.1 *The range will be squared off and each distance accurately measured from a point vertically beneath the gold of each target face to the shooting line. The tolerance on range dimensions will be ± 10 cm at 25/18 meters.*
- 8.1.1.2 *A waiting line will be indicated at a distance of at least 3 meters behind the shooting line.*
- 8.1.1.3 *The target butts may be set up at any angle between vertical and about 10 degrees from the vertical, but the line of target butts will be set up all at the same angle. Each target butt will be numbered.*
- 8.1.1.4 *Rounds and faces.*
For the Indoor Match Round, the triple 40 cm faces will be used. In the Elimination and Finals Round the faces will be set in pairs on each target butt. Vertical triple faces will be mandatory for the Indoor World Championship. The use of single or triple faces in all other competitions is the choice of the organizers, provided that all competitors in the same class and division shoot on the same type of face. The height of the centers of the gold of the same type of face should look straight at all times.
- 8.1.1.4.1 *The set-up for a single face or a pair of faces*
The center of the single face or the center of the middle face of the vertical triple face will be 130cm above the floor. When using triangular triple faces the height refers to the two lower centers of the triple faces. When using a pair of faces, the minimum distance between scoring areas of the 2 faces will be 10cm. For 60cm faces the distance will be a minimum of 2cm between the two scoring zones.
- 8.1.1.4.2 *Set-up for four (4) 40 cm single or triple triangular faces*
In case of four (4) 40 cm faces, the maximum height of the centers of the upper faces will be 162 cm above the floor. The centers of the lower faces will be a minimum of 100 cm above the floor.

In the case of triple triangular 40 cm faces, the maximum height refers to the highest centers of the triple faces and the minimum height refers to the lowest centers of the triple faces. The minimum distance between the scoring zones of 2 faces at the same height will be 10 cm. Each face will be placed in its quarter of the target butt (see Appendix1, book3 drawing).

- 8.1.1.4.3 *Set-up of four (4) and three (3) 40 cm vertical triple faces*
When using three (3) or four (4) vertical triple 40 cm faces, the centers of the middle faces will be 130 cm above the floor.
With four (4) vertical triple faces, there will be a space of at least 10 cm between the scoring zones of the second and third column, and a maximum distance of 5 cm between the scoring zones of columns 1 and 2, and columns 3 and 4.
With three vertical triple faces, there will be a space of minimum 10 cm between the scoring areas of each column.
- 8.1.1.5 *Points on the shooting line directly opposite the center of each target butt will be marked.*
- 8.1.1.6 *Lanes containing not more than two competitors shooting at the same time may be laid and must be at least 160cm wide, allowing a minimum of 80cm per competitor.*
- 8.1.1.7 *A 3-meter line will be marked in front of the shooting line. (See 8.4.5.1)*
- 8.1.1.8 *Source of light, whether natural or artificial, and its effect on the target faces should be considered.*
- 8.1.1.9 *It is recommended that classes be separated on the shooting line.*
- 8.1.1.10 *Where the size of the hall dictates, suitable barriers will be erected around the range to keep spectators back. These barriers will be at least 10 meters from the ends of the target line and will be at a minimum of 5 meters behind the waiting line. No spectators are allowed beyond the target line. Where the size of the hall does not require the erection of side barriers no spectators are allowed beyond the barrier situated behind the waiting line.*
- 8.1.1.11 *For the Indoor Match Round Team events a clearly visible line will be marked one (1) meter behind the Shooting Line. This line must be at least 3cm wide.*
- 8.1.1.12 *For the Indoor Match Round Team event there will be competitors' and coach's boxes behind the 1 meter line as shown in the drawings of Book3, Appendix1.*

8.2. VENUE EQUIPMENT

8.2.1 Target Faces

There are six FITA Indoor Target faces:

- The 60cm diameter face;

- The 60cm triangular triple face;
- The 60cm vertical triple face;
- The 40cm diameter face;
- The 40cm triangular triple face;
- The 40cm vertical triple face.

Only those Indoor Target faces produced by a manufacturer licensed by FITA will be used at FITA competitions.

8.2.1.1 Description

Target face, see drawing Appendix 1 Book 3

The 60cm and 40cm faces are divided by a thin line into five concentric color zones arranged from the center outwards as follows: gold (yellow), red, light blue, black and white (there are no dividing lines between light blue and black; nor between black and white). Each color is divided by a thin line into two zones of equal width thus making in all ten scoring zones of equal width measured from the center of the gold:

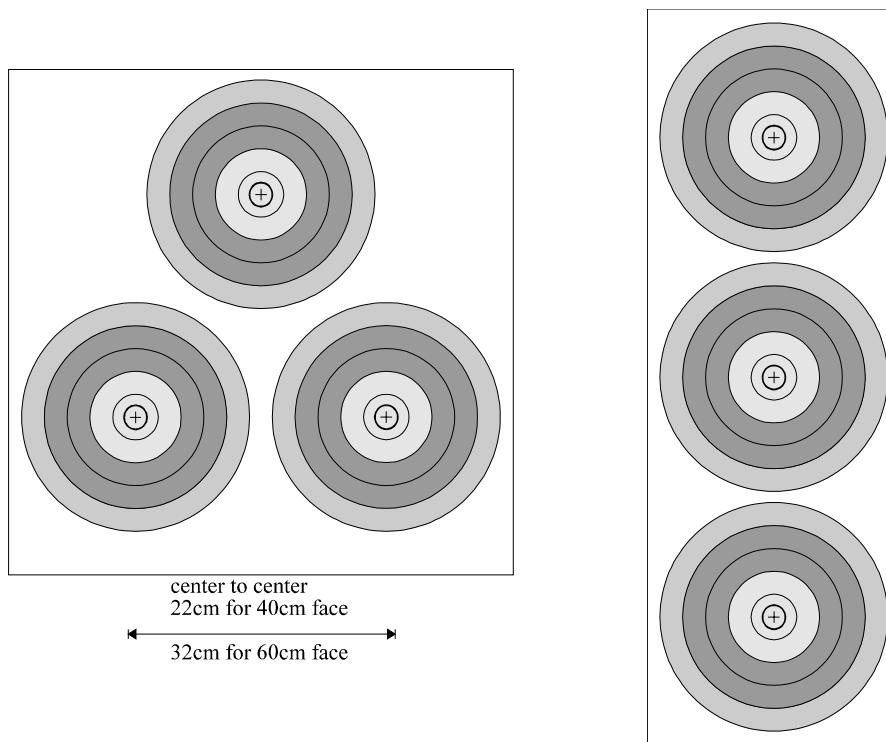
- 3cm on the 60cm target face,
- 2cm on the 40cm target face.

The dividing lines, and any dividing lines which may be used between colors, will be entirely within the higher zone in each case. The line marking the outermost edge of the white will be made entirely within the scoring zone. The width of the thin dividing lines and the outermost line will not exceed 2mm on both the 60cm and 40cm target faces. The center of the target face is termed the "pinhole" and will be indicated by a small cross "x". The lines of the cross will not exceed 1mm in width and 4mm in length. For the Compound Division an inner ten (10) ring of 3cm in diameter for the 60cm target faces and 2cm in diameter for the 40cm target faces is required.

In addition triple faces as follows may be used. (For the Indoor Match Round the 40cm triple face will be used. Vertical triple faces are mandatory for the Indoor World Championships). They have the same dimensions as the FITA 60cm and 40cm faces respectively, but with the 5 to 1 scoring zones removed. The lowest scoring zone is therefore Light Blue 6.

Each set consists of three small faces on a white background arranged symmetrically in a triangular pattern with the centers respectively bottom left, at the apex, and at the bottom right, or in a vertical row. The centers of the golds will be approximately 32cm distant from each other on 60 cm faces and 22cm distant from each other on 40 cm faces.

60 and 40 cm triple faces triangular and vertical



8.2.1.2 Scoring Values and Color Specifications

<i>Scoring Values</i>	<i>Colors</i>	<i>Pantone Scale</i>
10	Yellow	107U
9	Yellow	107U
8	Red	032U
7	Red	032U
6	Light Blue	306U
5	Light Blue	306U
4	Black	Process Black
3	Black	Process Black
2	White	-
1	White	-

Target Face, see drawing Appendix 1 Book 3

8.2.1.3 Tolerance of Measurements

The target face will be measured using the diameter of each separate circle enclosing each of the 10 scoring zones. The tolerance of each such diameter will not exceed $\pm 1\text{mm}$ for the scoring zones 10, 9 and 8 and $\pm 3\text{mm}$ for the other scoring zones measured through the center.

Zone	Diameter of faces and scoring zones in cm				Tolerance in mm +/-
	122	80	60	40	
<i>Inner 10</i>	6.1	4	3	2	1
10	12.2	8	6	4	1
9	24.4	16	12	8	1
8	36.6	24	18	12	1
7	48.8	32	24	16	3
6	61	40	30	20	3
5	73.2	48	36	24	3
4	85.4	56	42	28	3
3	97.6	64	48	32	3
2	109.8	72	54	36	3
1	122	80	60	40	3

Target Face, see drawing Appendix 1 Book 3

8.2.2 Size of Target Face at different Distances

For the distance of 25 meters, the target face of 60cm will be used. For the distance of 18 meters, the target face of 40cm will be used.

8.2.2.1 Material of Target Faces

Target faces may be made of paper or any other suitable material. All faces used for the same competition class will be uniform in colour and of the same material.

8.2.3 Butts (buttresses)

The size of the front of the butt, whether round or square, must be large enough to ensure that any arrow hitting the butt and just missing the outermost edge of the scoring zone, remains in the butt;

8.2.3.1 *Any part of the butt or its support likely to damage an arrow will be covered. Care is necessary, particularly when more than one target face is placed on the butt, that arrows passing through the butts are not damaged by the support;*

8.2.3.2 *Butts will have target numbers. The numbers will be 30cm tall and with black figures on a yellow background, alternating with yellow figures on a black background (e.g. no. 1 black on yellow, no. 2 yellow on black, etc.). Target numbers will be affixed above or below the center of each target butt, so as to be clear of the target face.*

8.2.4 Time Control Equipment

Acoustic and Visual

The Director of Shooting (see article 8.7.1) will control:

- the start and end of each time limit with an audible device or a whistle.
- each time limit with digital clocks, lights, flags, plates and/or any other simple visual device in addition to the audible signal referred to above.

8.2.4.1 *In the event of any discrepancy between the acoustic and the visual time control equipment, the acoustic time control equipment will take precedence.*

8.2.4.2 *The following equipment can be used:*

- *Lights*
 - *The colours will be red, yellow and green in that order with the red at the top. The lights must be synchronized and at no time will two different colours be on at the same time. In FITA Championships the lights must be linked to the acoustic equipment so that the first sound of the acoustic equipment is simultaneous with the light turning red and the digital clock reaching zero.*
- *Digital Clocks*
 - *When timing is controlled by the use of digital clocks, the figures on the clocks will be a minimum of 20cm in height and must be able to be clearly read at a distance of 100m. They must be able to be immediately stopped and reset as may be required. The clock must function on the count-down principle. All other requirements, e.g. position, numbers, etc., will be the same as for lights.*
 - *When digital clocks are used, lights are not mandatory.*
 - *If both systems are used they must be synchronized. If there is a discrepancy the digital clock takes precedence.*
- *Match play Indicators:*
 - *When shooting the alternating match play there will be separate green/red lights, countdown clocks, or other useful visual signals to indicate whose turn to shoot.*
- *Emergency Equipment*
 - *When the time limit is controlled by electrical equipment, plates, flags or other simple manual devices must be available in case the electrical equipment fails. Lights and/or digital clocks and emergency equipment are mandatory for FITA Championships (article 3.1; 3.2).*
 - *When the time limit is controlled manually by means of plates these plates are to be not less than 120cm by 80cm in size. They must be securely mounted and must be easy to turn quickly to show either side. One side of the plates will be striped with 20-25cm wide stripes alternating in black and yellow. The stripes are to be at an angle of about 45 degrees to the ground. The reverse side will be yellow.*

8.2.5 Miscellaneous Equipment

The equipment outlined in the bylaws of 8.2.5 below is mandatory at FITA Indoor Championships, and recommended for other important tournaments:

- 8.2.5.1 *Registration numbers to be worn by each competitor.*
- 8.2.5.2 *A device to indicate the **order of shooting**: AB/CD; CD/AB, etc. The letters will be large enough to be read by all competitors from their respective shooting positions. Two or more of these devices may be needed.*
- 8.2.5.3 *One large **scoreboard** for progressive totals after each end, for at least the first eight women and first eight men and which indicates the scores for the qualification cut.*
- 8.2.5.4 *The large scoreboard may be supplemented by displaying the **progressive scores** of all competitors after each end.*
- 8.2.5.5 *In the Indoor Match Round Elimination and Finals Round a **name plate** carrying the competitor's back number in the individual events, or the officially recognized three (3) letters denoting the Member Association in the team events, will be displayed at each target butt next to the scoring device, with letters or figures at least 20cm tall.*
- 8.2.5.6 *In the Elimination and Finals Round for Individuals and Teams a **flip-score device** for three (3) or four (4) figures will be displayed below each target butt; the figures will be at least 20cm tall. This will make the updating of the scoreboard optional.*
- 8.2.5.7 ***Flags**, or some other suitable device, so that scorers at the target line, and the competitors at the shooting line, can call for a Judge.*
- 8.2.5.8 *A **raised platform** with seating facilities for the Director of Shooting.*
- 8.2.5.9 ***Loudspeaker** equipment.*
- 8.2.5.10 *Sufficient **chairs** or benches behind the waiting line for all competitors, Team Captains, Judges and other officials.*
- 8.2.5.11 *A **score board** or some or some such device with the competitor's name and/ or target number (1A, 1B, 1C or simply A, B, C and adding D if there are four competitors per target butt, etc.) may replace the name plate and the flip score device for displaying progressive total scores after each end. When any such device is being used, it will be placed on the floor below each target butt or fixed firmly to the target butt. It will be changed by the appointed scorer, aided by the competitors on that target butt, after the arrows have been scored and drawn, and before they leave the target butt.*
- 8.2.5.12 *An **automatic scoring device** may be used only in the Finals Rounds*

8.3 COMPETITORS' EQUIPMENT

This article lays down the type of equipment competitors are permitted to use when shooting in FITA competitions. It is the competitor's responsibility to use equipment which is in accordance with the rules. If in doubt, the competitor will show this equipment to the Judge(s) before using it in competition.

Any competitor found to be using equipment contravening FITA Rules may have his scores disqualified.

Described below are the general regulations that apply to all divisions followed by the special regulations that only apply to certain divisions.

See also Book1, Appendix9: Competitors with Disabilities

8.3.1 For the **Recurve Division**, the following items are permitted:

8.3.1.1 A **bow** of any type provided it subscribes to the accepted principle and meaning of the word Bow as used in Target Archery, e.g., an instrument consisting of a handle (grip), riser (no shoot-through type) and two flexible limbs each ending in a tip with a string nock. The bow is braced for use by a single string attached directly between the two string nocks only, and in operation is held in one hand by its handle (grip) while the fingers of the other hand draw, hold back and release the string.

8.3.1.1.1 *Multi-coloured bow risers and trademarks located on the inside of the upper limb are permitted.*

8.3.1.1.2 *Risers including a brace are permitted provided the brace does not touch the competitor's hand or wrist.*

8.3.1.2 A **bowstring** of any number of strands

8.3.1.2.1 *which may be of different colors and of the material chosen for the purpose. It may have a center serving to accommodate the drawing fingers, a nocking point to which may be added serving(s) to fit the arrow nock as necessary, and, to locate this point one or two nock locators may be positioned. At each end of the bowstring there is a loop which is placed in the string nocks of the bow when braced. In addition one attachment is permitted on the string to serve as a lip or nose mark. The serving on the string must not end within the competitor's vision at full draw. The bowstring must in no way offer aid in aiming through a peephole, marking, or any other means.*

8.3.1.3 An **arrowrest**, which can be adjustable,

8.3.1.3.1 *any moveable pressure button, pressure point or arrowplate may all be used on the bow provided they are not electric or electronic and do not offer any additional aid in aiming. The pressure point will be placed no further than 4cm back (inside) from the throat of the handle (pivot point) of the bow.*

8.3.1.4 A **draw check device**, audible and/or visual, which must not be electric or electronic, may be used.

8.3.1.5 A **bowsight** for aiming is permitted, but at no time may more than one such device be used.

8.3.1.5.1 *It will not incorporate a prism, or lens, or any other magnifying device, leveling, or electric or electronic devices nor will it provide for more than **one** sighting point.*

8.3.1.5.2 *The overall length of sight (tunnel, tube, sighting pin or other corresponding extended component) will not exceed 2cm.*

8.3.1.5.3 *A bowsight attached to the bow for the purpose of aiming and which may allow for windage adjustment as well as an elevation setting is subject to the following provisions:*

- *A bow sight extension is permitted.*
- *A plate or tape with distance marking may be mounted on the bow as a guide for marking, but must not in any way offer any additional aid.*
- *The sight point may be a fiber optic sight pin. The total length of the fiber optic pin may exceed 2cm, provided that the attachment or ending is not in the competitors line of vision at full draw. It can only provide one illuminated aiming spot at full draw.*

8.3.1.6 **Stabilizers** and torque flight compensators on the bow are permitted

8.3.1.6.1 *provided they do not:*

- *Serve as a string guide;*
- *Touch anything but the bow;*
- *Represent any obstacle to other competitors as far as placement on the shooting line is concerned.*

8.3.1.7 **Arrows** of any type may be used provided they subscribe to the accepted principle and meaning of the word arrow as used in target archery, and that the arrows do not cause undue damage to target faces or butts.

8.3.1.7.1 *An arrow consists of a shaft with head (point), nock, fletching and, if desired, cresting. The maximum diameter of arrow shafts will not exceed 9.3mm, the point for these arrows may have a maximum diameter of 9.4mm. The arrows of each competitor will be marked on the shaft with the competitor's name or initials, and all arrows used at any end will carry the same pattern and colour(s) of fletching, nocks and cresting, if any.*

8.3.1.8 **Finger protection** in the form of finger stalls or tips, gloves, or shooting tab or tape (plaster) to draw, hold back and release the string is permitted, provided they do not incorporate any device to hold, draw and release the string.

8.3.1.8.1 *A separator between the fingers to prevent pinching the arrow may be used. On the bow hand an ordinary glove, mitten or similar item may be worn but must not be attached to the grip. An anchor plate or similar device attached to the finger protection (tab) for the purpose of anchoring is permitted.*

8.3.1.9 **Field glasses**, telescopes and other visual aids may be used for spotting arrows

BOOK 3

FITA CONSTITUTION AND RULES

- 8.3.1.9.1 *provided they do not represent any obstacle to other competitors as far as placement on the shooting line is concerned.*
 - 8.3.1.9.2 *In the Indoor Match Round team event, the coaches in the coach's box may use hand-held binoculars.*
 - 8.3.1.9.3 *Prescription spectacles, shooting spectacles and sunglasses may be used. None may be fitted with micro hole lenses, or similar devices, nor marked in any way which can assist in aiming.*
 - 8.3.1.9.4 *The glass of the non-sighting eye may be fully covered or taped, or an eye patch may be used.*
- 8.3.1.10 **Accessories** are permitted
- 8.3.1.10.1 *such as bracers (arm guards), dress shield, bow sling, belt or ground quiver, tassel, foot markers not protruding more than 1cm from the ground, limb savers, a tripod for a scope (may be left on the shooting line providing it does not create an obstacle for any other competitor).*
- 8.3.2 For the **Compound Division**, the following equipment is described. All types of additional devices, unless they are electric or electronic, are permitted:
- 8.3.2.1 A **Compound Bow**, which may be of a shoot-through type, is one where the draw is mechanically varied by a system of pulleys and/or cams. The bow is braced for use by bowstring(s) attached directly between the two string nocks of the bow limbs, or attached to the bow cables, as may be applicable to the particular design.
- 8.3.2.1.1 *The peak draw weight must not exceed 60 lbs.*
 - 8.3.2.1.2 *Cable guards are permitted.*
- 8.3.2.2 A **bowstring** of any number of strands
- 8.3.2.2.1 *which may be of different colors and of the material chosen for the purpose. It may have a center serving to accommodate the drawing fingers or release aid. Nocking points may be fitted to which may be added serving(s) to fit the arrow nock as necessary. To locate these points one or two nock locators may be fitted. In addition attachments are permitted on the string to serve as a lip or nose mark, a peep-hole, a peep-hole 'hold-in-line' device, loop bowstring, etc.*
- 8.3.2.3 An **arrowrest**, which can be adjustable
- 8.3.2.3.1 *any moveable pressure button, pressure point or arrow plate, may all be used on the bow provided that they are not electric or electronic. The pressure point will be placed no further than 6cm back (inside) from the throat of the handle (pivot point of the bow).*
- 8.3.2.4 **Draw check indicators**, audible and/or visual, which must not be electric or electronic, may be used.
- 8.3.2.5 A **bowsight** attached to the bow
- 8.3.2.5.1 *which may allow for windage adjustment as well as an elevation setting, may also incorporate a leveling device, and/or magnify-*

ing lenses and/or prisms. The sight point may be a fiber optic sight pin. Electric or electronic devices are not permitted.

8.3.2.5.2 *A bow sight extension is permitted.*

8.3.2.6 **Stabilizers** and torque flight compensators,

8.3.2.6.1 *provided that they do not:*

- *Serve as a string guide;*
- *Touch anything but the bow;*
- *Represent any obstacle to other competitors as far as placement on the shooting line is concerned.*

8.3.2.7 **Arrows** of any type may be used provided they subscribe to the accepted principle and meaning of the word arrow as used in target archery, and that such arrows do not cause undue damage to target faces or butts.

8.3.2.7.1 *An arrow consists of a shaft with head (point), nock, fletching and, if desired, cresting. The maximum diameter of arrow shafts will not exceed 9.3mm, the points (heads) for these arrows may have a maximum diameter of 9.4mm. The arrows of each competitor must be marked on the shaft with the competitor's name or initials, and all arrows used at any end will carry the same pattern and color(s) of fletching, nocks and cresting, if any.*

8.3.2.8 **Finger protection** in the form of finger stalls or tips, gloves, shooting tab or tape (plaster) to draw, hold back and release the string.

8.3.2.8.1 *A release aid that must not be attached in any way to the bow nor incorporate electric or electronic devices may be used. A separator between the fingers to prevent pinching the arrow may be used. An anchor plate or similar device attached to the finger protection (tab) for the purpose of anchoring is permitted. On the bow hand an ordinary glove, mitten or similar item may be worn but must not be attached to the grip.*

8.3.2.9 **Field glasses**, telescopes and other visual aids may be used for spotting arrows

8.3.2.9.1 *provided they do not represent any obstacle to other competitors as far as placement on the shooting line is concerned.*

8.3.2.9.2 *In the Indoor Match Round Team event the coaches in the coach's box may use hand-held binoculars.*

8.3.2.9.3 *Prescription spectacles, shooting spectacles and sunglasses may be used. None must be fitted with micro-hole lenses, or similar devices nor marked in any way which can assist in aiming.*

8.3.2.9.4 *The glass of the non-sighting eye may be fully covered or taped, or an eye patch may be used.*

8.3.2.10 **Accessories** are permitted

8.3.2.10.1 *including bracers (arm guards), dress shield, bow sling, belt or ground quiver, tassel, foot markers not protruding more than 1cm from the ground limb savers, a tripod for a scope (may be left on the shooting line providing it does not create an obstacle for any other competitor).*

BOOK 3

FITA CONSTITUTION AND RULES

- 8.3.3 For competitors of all divisions the following equipment is not permitted:
8.3.3.1 Any **electronic communication device** or headsets in front of the waiting line.

8.4 SHOOTING

- 8.4.1 Each competitor will shoot his or her arrows in ends of three arrows each.
- 8.4.1.1 *Shooting will be in one direction only, and in the order set out in article 4.5.2.*
- 8.4.1.2 *For the **Elimination Round** the procedure will be as follows:*
- ***1/16th** Elimination. First the women shoot their 18 arrow matches on sixteen target butts, then the men shoot their arrows on the same target butts. Four target butts are then removed from each end of the target line, leaving eight target butts in the middle of the field.*
 - ***1/8th** Elimination. First the women shoot on the eight target butts, then the men shoot on the same target butts. The two central target butts are then removed to each end of the target line, creating a division between two (2) sets of four (4) target butts.*
 - *If necessary the women and men may shoot at the same time; then the number of target butts must be doubled. At the end of each phase there will be an interval of convenient length of time.*
- 8.4.1.3 *For the **Finals Round** the procedure will be as follows:*
- ***Quarter** Finals: the remaining eight women and eight men occupy the respective target butts left and right of the division lane, and shoot their 12 arrow matches at the same time. Then the outer four (4) target butts are removed.*
 - ***Semi** Finals: the remaining four women and four men occupy the target butts left and right of the division lane, and shoot their 12 arrows at the same time.*
 - *Finals **for third** and fourth place (as described above).*
 - ***Gold** Medal match: first the two women shoot their final phase of 12 arrows; then the men shoot their final phase of 12 arrows.*
 - *At the end of each phase there will be an interval of a convenient length of time.*
- 8.4.1.4 *In Team competitions each competitor will shoot on his or her own triple face, one arrow at each center.*
- 8.4.2 There is a time limit for a competitor to shoot an end of three arrows (see also article 8.5.4 and following).
- 8.4.2.1 *The maximum time permitted for a competitor to shoot an end of three arrows is two minutes.*

- 8.4.2.2 An **arrow shot before or after the specified time**, or out of sequence, will be considered as being part of that end and will cause the competitor to lose the highest scoring arrow of that end, which will be scored as a miss.
- 8.4.2.3 An arrow shot before or after the specified time, or out of sequence, that can be clearly identified by the Judge(s) (in competitions where Judges are assigned to spot the arrows) will cause the competitor to lose the value of that arrow.
- 8.4.2.4 An arrow **shot after** the DOS has officially closed the **practice session** on the competition field, (which is after the pulling of the practice arrows), or during the breaks between distances or rounds will be considered as part of the next scoring end and will cause the competitor to lose the highest scoring arrow of that end (see also article 8.6.2.2).
- 8.4.2.5 In the event of an **equipment failure** the competitor will raise a red flag on the shooting line. Extra time may be given to make the necessary repairs or changes to the damaged equipment. The competitor will make up the appropriate number of arrows at the earliest opportunity under the supervision of a Judge (see article 8.5.1.7).
- 8.4.2.6 However, at no time will any equipment failure delay the tournament by more than 15 minutes
- 8.4.2.7 In the event of a competitor being unable to continue shooting because of an unexpected **medical problem** which occurs after the beginning of the shoot, no more than 15 minutes will be allowed for medical personnel to determine the problem and decide on whether or not the competitor is fit to continue competing unassisted. The competitor will make up the appropriate number of arrows at the earliest opportunity under the supervision of a Judge but has a maximum of 15 minutes to do so.
- 8.4.2.8 In the Elimination and Finals Round of the Indoor Match Round, no extra time will be allowed for equipment failure or the treatment of unexpected medical problems, but the competitor with an equipment failure may leave the shooting line to repair or replace the equipment and return to shoot any remaining arrow(s) if the time limit permits. In the Team event other member(s) of the Team may shoot in the meantime.
- 8.4.2.9 Individual competitors or Teams with **byes or forfeited matches** will not be allowed to take part in the competition, unless the bye or forfeit occurs during the match. They may practice on the practice field or on a special practice area on the unused portion of the competition field. (see 3.19.1.5).
- 8.4.2.10 In the Indoor Match Round Team event, if any of the three competitors of a team shoots an **arrow before or after** the relevant signal, to start or finish the time period, that arrow will count as part of that end and will cause the Team to lose the highest scoring arrow of that end which will be scored as a miss. An arrow shot before or after the specified time or out of sequence that can

BOOK 3

FITA CONSTITUTION AND RULES

be clearly identified by the Judge(s) (in competitions where Judges are assigned to spot the arrows) will cause the competitor to lose the value of that arrow (see also article 8.6.2.2).

- 8.4.3 Competitors may not raise their bow arm to start until the signal is given to start shooting.
- 8.4.4 Excepting for persons who are disabled, competitors will shoot from a standing position and without support, with one foot on each side of the shooting line or with both feet on the shooting line.
- 8.4.5 Under no circumstances may an arrow be re-shot.
- 8.4.5.1 *An arrow may be considered to have been not shot if:*
- *The arrow drops or is mis-shot and any part of the shaft lies within the 3-meter zone indicated by the 3-meter line, and provided the arrow has not rebounded;*
 - *The target face or butt falls over (in spite of having been fixed to the satisfaction of the Judges). The Judges will take whatever measures they deem necessary, and compensate adequate time for shooting the relevant number of arrows. If the butt only slides down it will be left to the Judges to decide what action to take, if any.*
- 8.4.6 While a competitor is on the shooting line he or she may receive **non-electronic coaching information** from the team management, provided that this does not disturb the other competitors.
- 8.4.6.1 *In the Indoor Match Round Team event the three competitors in the Team and the coach may assist each other verbally whether they are on the shooting line or not. During the shooting the coach may only coach from the coach's box.*
- 8.4.7 All practice arrows will be shot under the control of the Director of Shooting and will not be scored (see article 3.19 Practice).

8.5 ORDER OF SHOOTING AND TIMING CONTROL

- 8.5.1 Each competitor will shoot on his or her own target face or set of target faces.
- 8.5.1.1 *When **four competitors** are shooting **in pairs** and two (2) competitors are shooting simultaneously, they will shoot one at a time on each target face in **rotation** as follows:*
- *AB - CD*
 - *CD - AB*
 - *AB - CD, etc.*
- 8.5.1.2 *Competitor A will shoot at the left face and competitor B at the right face. Competitor C will shoot at the left face and competitor D at the right face.*
- 8.5.1.3 *When the **40cm faces and the 40cm triple faces** are placed in two heights, competitor A will shoot at the top left face and com-*

petitor B at the top right face. Competitor C will shoot at the bottom left face and competitor D at the bottom right face.

- 8.5.1.4 When two **40cm vertical triple faces** are used by two competitors competitor A will shoot at the left column, competitor B will shoot at the right column. When four 40cm vertical faces are used competitor A will shoot at the first column, competitor B at the third column, competitor C will shoot at the second column, competitor D at the fourth column.
- 8.5.1.5 In the Indoor Match **Team** event each competitor will shoot at his or her own triple face.
- 8.5.1.6 When triple faces are used, each competitor will shoot his or her arrows in any order, one at each of the three scoring areas per face.
- 8.5.1.7 The **order of shooting** may be **changed** temporarily for the purpose of changing a string, making other essential adjustments to equipment, or for minor medical treatment. If however, such attention to equipment or medical matters should become essential while on the shooting line, the competitor may step back and at the same time call a Judge by using the flag or other device provided for the purpose. The Judges, having verified the competitor was justified in leaving the line, will arrange with the Director of Shooting for this competitor to shoot the arrows left of that end before the signal to move forward for scoring is given. An announcement to this effect will be made over the loudspeaker equipment. The above provisions apply except for the Eliminations and Finals Rounds of the Indoor Match Round as specified in 8.4.2.8.

8.5.2 At FITA Indoor World Championships:

- 8.5.2.1 In the **Qualification Round** with 4 competitors per target butt 2 competitors will shoot simultaneously on the same target butt each on their own set of vertical triple faces. They will shoot ends of three arrows.
- 8.5.2.2 In the Indoor **Match Round Individual event:**
- In the **Elimination Rounds** there will be two competitors per target butt, they will shoot at the same time each on their own set of vertical triple faces.
 - In the **Finals Rounds** there will be one competitor per target butt, they will alternate shooting each on their own set of vertical triple faces.
 - During the first match of the Elimination / Finals Round the competitor on the top line of each Pair (of the matchplay chart) will shoot on the left hand side of that match. The left/right position of the competitors for the consecutive matches will follow the match-play chart (see Appendix1 Book3).
The arrangement of target butts to be used for each step of the competition is the choice of the organiser.

- *In the case of match play alternating shooting the winner of a coin toss will decide the order of shooting of the first end. Thereafter the order of shooting will alternate. The order of shooting will be indicated on the match play indicator.*

8.5.2.3 *In the Indoor **Match Round Team** event:*

- *Both teams will start each end of their match with their three competitors behind the 1-meter-line. Only when the DOS starts the match and the time clock, the first competitor may cross the 1-meter-line.*
- *During the first match of the Elimination / Finals Round the team on the top line of each pair (of the chart) will shoot on the left hand side of that match.
The left/right position of the teams for the consecutive matches will follow the match-play chart.
The arrangement of target butts to be used for each step of the competition is the choice of the organiser.*
- *Each competitor will shoot on his own vertical triple face, one arrow at each center.*
- *The three competitors in the team will shoot three arrows each in an order of their own choosing.*
- *One competitor will occupy the shooting line, while the other two competitors remain behind the one-meter line. No more than one competitor at a time will be in front of the one-meter line.*
- ***Wheelchair competitors** may stay on the shooting line throughout the match. They indicate that they have finished shooting by placing their bow flat on their knees. (see Appendix 9 Book 1: Competitors with Disabilities)*
- *When moving forward to shoot competitors must not remove their arrows from their quivers until they are in their shooting positions.*
- *Violations of these rules will be penalized as specified in 8.8 and in the 'Organizers Manual of the Outdoor Target Archery Championships'.*

8.5.3 **Time Limits:**

8.5.3.1 *Forty seconds will be the time allowed for a competitor to shoot one arrow when the competitors alternate shooting in the Indoor Match Round matches, in order to break ties, or to shoot make-up arrows;*

8.5.3.2 *One minute will be allowed for a team to shoot three (3) arrows, one per competitor, in the Indoor Match Team Round for the purpose of breaking ties.*

8.5.3.3 *Two minutes will be the time allowed for a competitor to shoot an end of three (3) arrows;*

8.5.3.4 *Three minutes will be the time allowed for an Indoor Match Round Team to shoot nine arrows;*

- 8.5.3.5 *Under no circumstances may the time limit be extended.*
- 8.5.3.6 **Visual and acoustic signals** indicate the start and the end of the time limits;
- 8.5.3.6.1 *A visual warning signal will be given thirty (30) seconds before the end of the time limit, except in the Finals Round of the Indoor Match Round when the competitors alternate shooting.*
- 8.5.3.6.2 *Visual signals are to be placed on both sides of the field and, if necessary, in the clear lane between women's and men's target butts so that both right and left handed competitors will be able to see them. They are to be placed in front of the shooting line on each side of the field and in the clear lane visible to all competitors on the shooting line.*
- 8.5.3.6.3 *When the shooting is controlled by plates: two plates are essential in the clear lane so that the same side of the plates (all yellow or black/yellow stripes) is displayed simultaneously to both men and women competitors. The BLACK and YELLOW striped side will be turned towards the competitors as a signal of warning that only thirty (30) seconds are left of the time limit. The YELLOW side of the plate will be turned toward the competitors at all other times.*
- 8.5.3.6.4 *When the shooting is controlled by lights:*
- RED** *The Director of Shooting will give two sound signals for the designated competitors (A, B, or AB, CD, as applicable) to occupy the shooting line all together (Except Indoor Match Round Team Event).*
- GREEN** *On the lights changing color 20 seconds later (10 seconds in all match competitions), the Director of Shooting will give one sound signal for shooting to begin.*
- YELLOW** *This light will go on when thirty (30) seconds are left.*
- RED** *This means the time limit (see article 8.5.3) is up and two sound signals will be given to indicate that shooting is to stop, even if all arrows have not been shot. Any competitor still on the shooting line must immediately go behind the waiting line. Where there are other designated competitors they will move up to the shooting line and wait for the green light as above for the shooting to begin. This whole procedure will be repeated as above, until all have shot. When the red light comes on after one end of three, or nine arrows (3x3 arrows in the Team Event) according to the rounds being shot, three sound signals will be given for the scoring to begin.*
- 8.5.3.6.5 *Whenever the shooting line is clear, with all competitors having finished shooting their arrows before the end of the time limit, the appropriate signal for change or scoring will be given immediately.*
- 8.5.4 No competitor will occupy the shooting line except when the appropriate signal has been given.

- 8.5.4.1 *Twenty (20) seconds will be allowed for the competitors to leave and the next designated competitors to occupy the shooting line. This will be indicated by two sound signals and a red light.*
- 8.5.4.2 *In the case of multiple match play alternating shooting (Finals Rounds), each match will be timed separately. Both competitors of each match will position themselves on the shooting line. At the end of 10 seconds one sound signal will start the 40-second shooting period for the first competitor of each match and the Judge assigned to each match will start the timing. As soon as the first arrow is shot and the score is posted, the time limit of 40 seconds for the second competitor to shoot one arrow will be started. The competitors of each match will continue to alternate their shots until each competitor has shot 3 arrows. When the competitors of all matches of that end have finished shooting the signal for scoring will be given immediately.*
If there are not enough countdown clocks to time the matches individually the DOS will control the matches together.
- 8.5.4.3 *In the case of single match play alternating shooting both competitors will position themselves on the shooting line. At the end of 10 seconds one sound signal will start the 40-second shooting period for the first competitor. As soon as the first arrow is shot and the score is posted one sound signal will be given for the second competitor to start his 40-second period to shoot one arrow. The competitors will continue to alternate their shots until each competitor has shot 3 arrows. This procedure can be arranged for the Gold Medal Match at FITA Championships.*
- 8.5.5 If the shooting is suspended during an end for any reason, the time limit will be adjusted:
- 8.5.5.1 *Forty (40) seconds per arrow will be given, in the Indoor Match Round Individual event.*
- 8.5.5.2 *In the Indoor Match Round Team event at World Championships, the clock will be reset with the time remaining when the emergency stopped the shooting plus five (5) seconds. Shooting will resume from the shooting line.*
- 8.5.5.3 *In the Indoor Match Round Team event at other tournaments twenty (20) seconds per arrow will be given. Shooting will resume from the shooting line.*

8.6 SCORING

- 8.6.1 There will be **scorers** in sufficient numbers to ensure that each target butt has a scorer.
- 8.6.1.1 *These scorers can be competitors when there is more than one competitor per target butt. One Scorer will be appointed for each target butt.*

- 8.6.1.2 *Scoring will take place after each end of three arrows.*
- 8.6.1.3 *Scorers will enter the value of each arrow in descending order on scorecards as called out by the competitor (or competitor's agent) to whom the arrows belong. Other competitors on that target butt will check the value of each arrow called out.*
- 8.6.1.4 *In the Indoor Match Finals Rounds or if only one competitor is shooting at a target butt the competitor will get the score witnessed by a Judge.*
- 8.6.1.5 *In the Indoor Match Round Team event, scoring will be cumulative in descending order for the nine (9) arrows of each team, every competitor can move up to the target butt, one per team calling the points, witnessed by a Judge.*
- 8.6.1.6 *In Target Archery, competitors may **delegate authority to score** and collect their arrows to their Team Captain or to another competitor on their own target butt, provided that they themselves do not move up to the target butt (e.g. competitors with disabilities).*
- 8.6.2 An arrow will be **scored according to the position of the shaft in the target face**. If the shaft of an arrow touches two colors, or touches any dividing lines between two scoring zones, that arrow will score the higher value of the two zones involved.
- 8.6.2.1 *Neither the **arrows** nor the **target face** will be **touched** until all the arrows on that target butt have been recorded.*
- 8.6.2.2 *If **more than three arrows** belonging to the same competitor (or team member) or nine in the case of a team, should be found in the target butt or on the floor near the target butt or in the shooting lanes, only the three (nine) lowest in value will be scored. Competitors (or teams) found to repeat this offence may be disqualified.*
- 8.6.2.3 *When triple faces are used, arrows may be shot in any order, but if more than one arrow is shot into the same scoring area, both (or all) arrows count as part of that end, but only the lowest value arrow will score. The other arrow, or arrows, in the same spot will be scored as a miss, or as misses. Any arrow missing the outermost blue six (6) zone will be scored as a miss.*
- 8.6.2.4 *If a fragment of a target face is missing, including the dividing line or where two colors meet, or if the dividing line is pushed aside by an arrow, then an imaginary circular line will be used for judging the value of any arrow that hits such a part.*
- 8.6.2.5 *All **arrow holes** in the scoring zone will be suitably **marked** every time when arrows are scored and drawn from the target face.*
- 8.6.2.6 *Arrows embedded in the butt and not showing on the face can only be scored by a Judge.*
- 8.6.2.7 **An arrow hitting:**
- 8.6.2.7.1 *The target butt and **rebounding**, will score according to the mark it makes on the target face, provided that all other arrow holes*

have been marked and an unmarked hole or mark can be identified;

When a **rebound** occurs:

- The competitor concerned will, after shooting his or her end of three arrows, remain on the shooting line with a flag raised above the head as a signal to the Judges;
- When all competitors on the shooting line for that end have finished shooting their three arrows or the time limit has expired, whichever is appropriate, the Director of Shooting will interrupt the shooting. The competitor with the rebound arrow will go to the target butt together with a Judge, who will decide the point of impact, take down the value and mark the hole. The Judge will later participate in scoring that end. The rebound arrow is to be left behind the target butt until that complete end has been scored. When the field is clear, the Director of Shooting will give the signal for shooting to continue.

8.6.2.7.2 The target butt and **hanging** from it, will have the competitor or competitors on that target butt stop shooting and signal with a flag. When the shooting of that end has been completed by the other competitors on the line, a Judge with the competitor will go to the target butt, note the value of the arrow, remove it, mark the hole and place the arrow behind the target butt. The remaining arrows will be shot by the competitor(s) on that target butt before the Director of Shooting orders general shooting or scoring to continue. The Judge concerned will participate in the scoring of that end;

8.6.2.7.3 The target butt and **passing** completely **through** the butt, provided all arrow holes have been marked and provided an unmarked hole can be identified, will score according to the value of the hole in the target face;

8.6.2.7.4 Another **arrow in the nock** and remaining embedded in it, will score the same value as the arrow struck;

8.6.2.7.5 Another arrow, and **deflecting** into the target face will score as it lies in the target face;

8.6.2.7.6 Another arrow, and then **rebounding**, will score the value of the struck arrow, provided the damaged arrow can be identified;

8.6.2.7.7 A target face other than a competitor's own target face, will be considered part of that end and will score as a miss.

8.6.2.7.8 The target face outside the outermost scoring zone will score as a miss.

8.6.2.8 An arrow found on the ground in the shooting lane or behind the target, which has been claimed as a bouncer or pass through, must, in the opinion of the Judge(s), have first hit the target. If more than one unmarked hole is located in the scoring zone of the target face after a bouncer or pass through has oc-

curred, the value of the lowest scoring hole will be given to the competitor;

8.6.2.9 *In the Indoor Match Round arrows rebounding, passing through the butt or hanging from it will not stop the competition.*

8.6.3 The Director of Shooting will ensure that, after scoring, no arrows are left in the targets before any signal is given to continue shooting.

8.6.3.1 *If arrows are accidentally left in the target butt, the shooting will not be interrupted. A competitor may shoot that end with other arrows or make up the arrows lost after shooting over that distance has been completed. A Judge will participate in the scoring of that end, making sure that the arrows which have remained in the target butt from the previous end are checked back to the competitor's scorecard before any arrows are withdrawn from the target butt.*

8.6.3.2 *In the event of a competitor **leaving arrows**, e.g. on the ground in the target area, he or she may use others, provided a Judge is informed before shooting begins.*

8.6.4 Scorecards will be signed by the scorer and the competitor, indicating that the competitor agrees with the value of each arrow. If the scorer is participating in the shooting, his or her scorecard will be signed by another competitor on the same target butt.

8.6.5 In the event of a **tie in score**, the ranking of the results will be determined in the following order:

8.6.5.1 For ties occurring in all Rounds, except for those ties as set out below (8.6.5.2):

- **Individuals and Teams:**

- Greatest number of scoring hits;
- Greatest number of 10's (inner 10's for compound);
- Greatest number of 9's;
- After this competitors still tying will be declared equal; but for ranking purposes, i.e. position in the match play charts of Elimination Rounds, a disk toss will decide the position of those declared equal.

8.6.5.2 For ties deciding the **entrance to the Elimination Rounds**, or in matches deciding the progress from one stage of the competition to the next, or for deciding the **medal placements** after match play competition, there will be shoot-offs to break the ties (the system of the number of hits, 10's and 9's will not be used):

8.6.5.2.1 **Individuals:**

- *A single arrow shoot-off for score (maximum of three shoot-offs);*
- *If there is still a tie in the third shoot-off, the arrow closest to the center of the target face will resolve the tie; or*
- *Successive single arrow closest-to-the-center shoot-offs, until the tie is resolved.*

8.6.5.2.2 **Teams:**

- *An end of three (3) arrows (one shot by each competitor) shoot-off for score (maximum of three shoot-offs);*
 - *If the score is still tied in the third shoot-off, the team with the arrow closest-to-the-center will win;*
 - *If still tied the arrow second (or third) closest-to-the-center arrow will determine the winner;*
 - *If necessary there will be successive three (3) arrow (one arrow shot by each competitor) shoot-offs for score if necessary followed by closest-to-the-center evaluation until the tie is resolved;*
 - *the time limit for a Team shoot-off will be 1/3 of the applicable time limit.*
- 8.6.5.2.3 *For all shoot-offs the center faces of the vertical triple faces or the middle (top) of the triangular triple faces will be used.*
- 8.6.5.2.4 *Until official information about shoot-offs is given the competitors must remain on the competition field. A competitor who is not present at an announced shoot-off will be declared the loser of that match.*
- 8.6.5.3 For ties deciding the entrance to the Elimination Rounds depending on the faces used in the qualification round, the procedure for shoot-offs will be as follows:
- 8.6.5.3.1 *For individuals the shoot-off should take place on the same target face (A, B, C or D) and type (40cm, 40cm vertical triple face, 40cm triangular triple face, 60cm face) on which competitors involved have shot in the qualification round. If vertical triple faces are used the competitor will shoot on the center face of the column. If triangular triple faces are used the competitor will shoot at the top center of the face. If this is not possible, one or more target butts will be arranged, with a maximum of two faces each, for a maximum of 2 competitors per target butt.*
- 8.6.5.3.2 *For the teams shoot-off there will be one target butt per team. When using the triangular triple face the team will have one face of which the lower centers will be at 130cm above the floor. Each team member will shoot on one center. For vertical triple faces there will be three columns and each competitor will shoot in the center face of one column.*
- 8.6.6 The **Ranking** at World Championships will follow the above procedure
- 8.6.7 The Ranking at other tournaments will follow the above procedure, however those competitors eliminated during the Indoor Match Round with scores tying will be ranked equal and be given the same position ties (without considering the number of hits, 10's and 9's).
- 8.6.8 At the end of the Tournament the Organizing Committee must supply complete **result lists** to all participants: Competitors, Team Captains, Council Members who are present, Judges and the Director of Shooting.

8.7 SHOOTING CONTROL AND SAFETY

- 8.7.1 A Director of Shooting will be appointed
- 8.7.1.1 *Whenever possible this will be a Judge. He or she will not participate in the shooting..*
 - 8.7.1.2 *Assistants may be appointed as necessary at the discretion of the Organizers to assist the Director of Shooting in the execution of his duties.*
- 8.7.2 The Director of Shooting will institute and enforce any reasonable safety measures he or she considers necessary by:
- 8.7.2.1 *Controlling the shooting, regulating the timing of ends, and the order in which the competitors will occupy the shooting line;*
 - 8.7.2.2 *Exercising control over the use of the loudspeaker equipment, the activities of photographers, etc., so that competitors are not disturbed;*
 - 8.7.2.3 *Ensuring that spectators remain behind the barriers enclosing the shooting range;*
 - 8.7.2.4 *In the case of an emergency giving a series of not less than five sound signals will be given for all shooting to cease. If shooting is suspended during an end for any reason, one sound signal will be given for shooting to continue;*
 - 8.7.2.5 *A competitor **arriving after shooting has started** will forfeit the number of arrows already shot, unless the Director of Shooting is satisfied that the competitor was delayed by circumstances beyond his or her control. In this case the competitor may be allowed to make up the lost arrows after the distance then being shot is completed, but in no circumstances more than 12 arrows. It is not possible for a competitor to make up arrows in the Elimination and Finals Rounds;*
- 8.7.3 No competitor may **draw his or her bow**, with or without an arrow, except when standing on the shooting line. If an arrow is used, the competitor will aim toward the target butts, but only after being satisfied that the range is clear both in front of and behind the target butts.
- 8.7.3.1 *If a competitor, while drawing the bow with an arrow before the shooting starts, or during breaks between distances, releases an arrow, intentionally or otherwise, this arrow will count as part of the next end of scoring arrows to be shot.*
 - 8.7.3.2 *The scorer will make a note to this effect on the competitor's scorecard and enter the values of all hits for that end (3 or 9 arrows as the case may be), but the highest scoring arrow will be forfeited. This entry on the scorecard must be initialed by a Judge and the competitor concerned.;*
- 8.7.4 While shooting is in progress, only those competitors whose turn is to shoot may be on the shooting line.
- 8.7.4.1 *All other competitors, with their equipment, will remain behind the waiting line. After a competitor has shot his arrows, he will*

immediately retire behind the waiting line, he may leave his spotting scope on the shooting line between ends, providing it does not create an obstacle for any other competitor.

8.7.4.2 *In the Indoor Match Round Team event, only one competitor at a time may be on the line to shoot, while the other two competitors remain behind the 1-meter line waiting for the first competitor to cross back over the 1-meter line (see article 8.5.2.3 wheelchair competitors);*

8.7.5 No competitor may **touch the equipment** of another without the latter's consent. Serious cases may lead to penalties being applied.

8.7.6 **No smoking** is allowed in and/or in front of the competitors' area.

8.7.7 When **drawing** back the string of the bow a competitor must not use any **technique** which, in the opinion of the Judges, could allow the arrow, if accidentally released, fly beyond a safety zone or safety arrangements (net, wall etc.). If a competitor persists in using such a technique, he or she will, in the interest of safety, be asked by the Chairperson of the Judges Commission and/or the Director of Shooting to stop shooting immediately and to leave the field.

8.8 PENALTIES

8.8.1 Eligibility, disqualification,

8.8.1.1 Competitors are not eligible to compete in FITA events if they do not meet the requirements laid down in Chapter 2 of the FITA Constitution and Rules.

8.8.1.2 A competitor found guilty of breaking any of those rules may be eliminated from the competition and will lose any position he or she may have gained.

8.8.1.3 A competitor is not eligible to compete in FITA Championships if his or her Member Association does not meet the requirements laid down in article 3.7.2.

8.8.1.4 A competitor found competing in a class laid down in Chapter 4.2, the requirements of which he or she does not fulfill, will be eliminated from the competition and lose any position gained.

8.8.1.5 A competitor found guilty of doping according to the rules laid down in Book1, Appendix 5 of the FITA Constitution and Rules will be subject to the following penalties (see also Book1, Appendix5, articles 9.10; 9.11):

- Regardless of a penalty being imposed by the Member Association concerned, FITA will annul the results achieved in the competition and any prizes or medals awarded must be returned to the FITA office.
- If the competitor has shot in a team event the result of the team will be annulled.
- In addition to this the penalties of article 9 and 10 of Appendix 5 will apply.

- A competitor suspended for a doping offence may not participate in any FITA event organized by FITA or a member of FITA before the end of his or her suspension.
- 8.8.1.6 Any competitor found to be using equipment contravening FITA Rules may have his or her scores disqualified (8.3).
- 8.8.1.7 Competitors or teams repeatedly found shooting more arrows per end than allowed may have their scores disqualified (8.6.2.2).
- 8.8.1.8 A competitor proved to have broken any rules and regulations knowingly may be ruled to be not eligible to participate in the competition. The competitor will be eliminated and will lose any position he or she may have gained (8.9.1.13).
- 8.8.1.9 When drawing back the string of the bow a competitor must not use any technique which, in the opinion of the Judges, could allow the arrow, if accidentally released, fly beyond a safety zone or safety arrangements (overshoot area, net, wall etc.). If a competitor persists in using such a technique, he or she will, in the interest of safety, be asked by the Chairman of the Judges Commission and/or the Director of Shooting to stop shooting immediately and leave the field. (8.7.7)

8.8.2 Losing the score of arrows

- 8.8.2.1 *A competitor arriving after shooting has started will forfeit the number of arrows already shot, unless the Director of Shooting is satisfied that the competitor was delayed by circumstances beyond his or her control. (8.7.2.5)*
- 8.8.2.2 *In the case of an equipment failure a competitor will only be allowed to make up the number of arrows that can be shot within 15 minutes following the standard order of shooting for make-up arrows. All other arrows will be lost (8.4.2.5; see 8.4.2.7 for an unexpected medical problem).*
- 8.8.2.3 *An arrow shot before or after the specified time or out of sequence will be considered as being part of that end and will cause the competitor to lose the highest scoring arrow of that end which will be scored as a miss. An arrow shot before or after the specified time or out of sequence that can be clearly identified by the Judge(s) (in competitions where Judges are assigned to spot the arrows) will cause the archer to lose the value of that arrow. (8.4.2.2/3, see also 8.6.2.2)*
- 8.8.2.4 *An arrow shot on the competition field after the DOS has officially closed the practice session on the competition field, (which is after the pulling of the practice arrows), or during the breaks between distances or rounds will be considered as part of the next scoring end and will cause the competitor to lose the highest scoring arrow of that end. (8.4.2.4, see also 8.6.2.2)*
- 8.8.2.5 *In the Indoor Match Round Team event, if any of the three competitors of a team shoots an arrow before or after the relevant signal to start or finish the time period, that arrow will count as part of that end and will cause the Team to lose the highest scoring arrow of that end which will be scored as a miss. An arrow shot before or after the specified time, or out of sequence, that*

can be clearly identified by the Judge(s) (in competitions where Judges are assigned to spot the arrows) will cause the competitor to lose the value of that arrow. (8.4.2.10, see also 8.6.2.2)

8.8.2.6 *If more than three arrows, belonging to the same competitor (or team member) or nine in the case of a team event, should be found in the target butt, on the ground near the target butt, or on the ground in the shooting lanes, only the three lowest (or nine lowest, as the case may be) in value will be scored. (8.6.2.2)*

8.8.2.7 *In the Indoor Match Round Team event, if one team member shoots more than 3 arrows, the following rule applies:*

If any competitor fails to shoot all of his/her three (3) arrows in an end (of 9) the number of un-shot arrows will still form part of that end. An un-shot arrow will be recorded as a miss. If the total number of arrows, including all un-shot arrows in any one end exceeds nine (9) arrows, article 8.8.2.6 will apply.

8.8.2.8 *When triple faces are used and more than one arrow is shot into the same scoring area both (or all) arrows count as part of that end but only the lowest value arrow will score. (8.6.2.3)*

8.8.2.9 *An arrow not hitting a scoring zone, or hitting a target face other than the competitor's own target face will be considered as part of that end and be scored as a miss (8.6.2.7/7/8).*

8.8.3 **Team Round Time penalties** (for details of procedure see the FITA Organizers Manual of the Target Archery Championships):

8.8.3.1 *If a member of a team crosses the 1-meter line too soon the Judge will raise the yellow card or will switch on a yellow light in front of the shooting line. This card or light indicates that the competitor will have to return behind the 1 meter line to start over again or be replaced by another competitor with arrows to shoot who must start from behind the 1-meter line.*

8.8.3.2 *If the team does not obey the yellow card (or light) and the competitor shoots his or her arrow, the team will lose the highest scoring arrow for that end or lose the value of that arrow if it can be clearly identified by the Judge(s) (in competitions where Judges are assigned to spot the arrows).*

8.8.3.3 *The same procedure applies if a team member removes an arrow from the quiver before standing on the shooting line.*

8.8.4 **Warnings**

Competitors who have been warned more than once and who continue breaking the following FITA rules or who do not follow decisions and directives (which can be appealed) of the assigned Judges will be treated according to 8.8.1.8 (8.9.1.13).

8.8.4.1 *No smoking is allowed in and/or in front of the competitors' area. (8.7.6)*

8.8.4.2 *No competitor may touch the equipment of another without the latter's consent. (8.7.5)*

- 8.8.4.3 *No competitor may draw his or her bow, with or without an arrow, except when standing on the shooting line. (8.7.3)*
- 8.8.4.4 *While shooting is in progress, only those competitors whose turn is to shoot may be on the shooting line. (8.7.4)*
- 8.8.4.5 *A competitor may not raise his or her bow arm until the signal to start shooting is given (8.4.3).*
- 8.8.4.6 *Neither the arrows nor the target face will be touched until all the arrows on that target butt have been recorded. (8.6.2.1)*
- 8.8.4.7 *When drawing back the string of the bow, a competitor must not use any technique which, in the opinion of the Judges, could allow the arrow, if accidentally released, fly beyond a safety zone or safety arrangements (overshoot area, net, wall etc.). (8.7.7)*

8.9 JUDGING

8.9.1 The Judges' duties are to ensure that the tournament is conducted according to the FITA Constitution & Rules, and in fairness to all competitors.

- 8.9.1.1 *At least one Judge for every ten target butts in Target Archery will be appointed except for Tournaments shot according to article 3.11.1. However, there must always be a minimum of 3 Judges. Their duties will be as follows:*
- 8.9.1.2 *They will check all distances and the correct layout of the range; the dimensions of target faces and target butts; that the faces are set at the correct height from the ground or floor; that all butts are set at a uniform angle.*
- 8.9.1.3 *They will check all the necessary venue equipment;*
- 8.9.1.4 *They will check all competitors' equipment before the Tournament (time to be stated on the tournament program) and at any time thereafter during the Tournament;*
- 8.9.1.5 *They will control the conduct of the shooting;*
- 8.9.1.6 *They will control the conduct of the scoring;*
- 8.9.1.7 *They will verify the scoring in the Elimination and Finals Rounds;*
- 8.9.1.8 *They will consult with the Director of Shooting on questions which arise regarding the shooting;*
- 8.9.1.9 *They will handle any disputes and appeals which may arise and, where appropriate pass them on to the Jury of Appeal;*
- 8.9.1.10 *They will in liaison with the Director of Shooting, interrupt the shooting if necessary, because of power failures, a serious accident, or other occurrences, but to ensure if at all possible, that each day's program is completed on that day;*
- 8.9.1.11 *They will consider relevant complaints or requests from Team Captains and where applicable to take suitable action. Collective*

BOOK 3

FITA CONSTITUTION AND RULES

decisions will be made by a simple majority of votes. In case of a tie, the Chairperson will have a tie-breaking vote;

8.9.1.12 *They will deal with questions concerning the conduct of the shooting or the conduct of a competitor. These questions must be lodged with the Judges without any undue delay and in any event must be lodged before the prize giving. The ruling of the Judges or Jury of Appeal, as applicable, will be final.*

8.9.1.13 *They will control that competitors and officials conform with the FITA Constitution and Rules as well as decisions and directives the Judges may find necessary to make. A competitor proved to have transgressed any rules and regulations knowingly may be ruled to be not eligible to participate and be eliminated and will lose any position he or she may have gained.*

8.10 QUESTIONS AND DISPUTES

8.10.1 In the disciplines of Indoor Target Archery, any competitor on the target butt will refer any questions about the value of an arrow in the target to a Judge before any arrows are drawn.

8.10.1.1 *Should any competitor on the target butt be dissatisfied with the Judge's ruling, the **majority decision** of that Judge and no more than two other available Judges will be **final**.*

8.10.1.2 *A mistake on the scorecard discovered before the arrows are drawn may be corrected, but the correction must be witnessed and initialed by one of the Judges before the arrows are drawn. Any other disputes concerning entries on a scorecard must be referred to a Judge.*

8.10.1.3 *Should range equipment be defective or a target face become unreasonably worn or otherwise damaged, a competitor or Team Captain may appeal to the Judges to have the defective item replaced or remedied.*

8.10.2 Questions concerning the conduct of the shooting or the conduct of a competitor must be lodged with the Judges before the next stage of the competition.

8.10.2.1 *Questions regarding the daily **published results** must be lodged with the Judges without any undue delay, and in any event must be lodged in time to allow corrections to be made before the prize giving.*

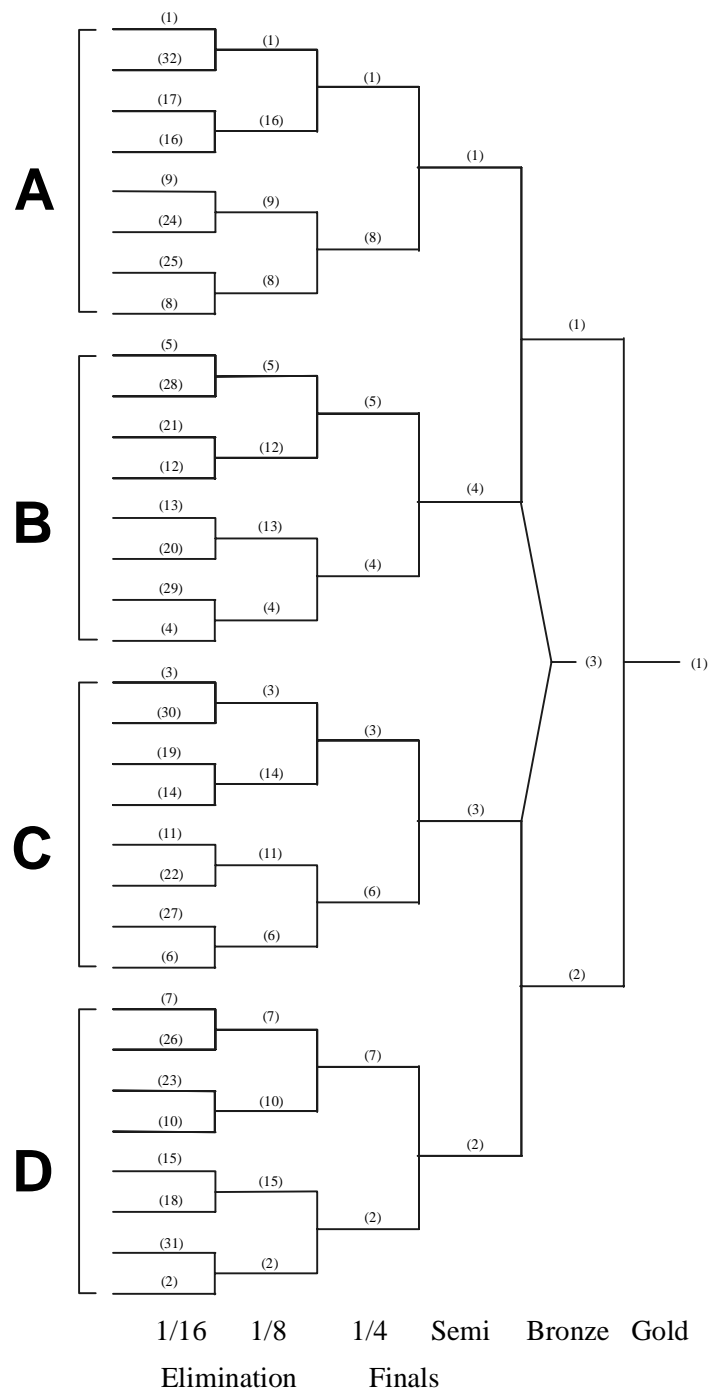
8.11 APPEALS

8.11.1 In the event of a competitor not being satisfied with a ruling given by the Judges, he or she may, except as provided for in article 8.10.1 above, appeal to the Jury of Appeal according to article 3.13. Trophies or prizes which may be affected by a dispute will not be awarded until the Jury ruling has been given.

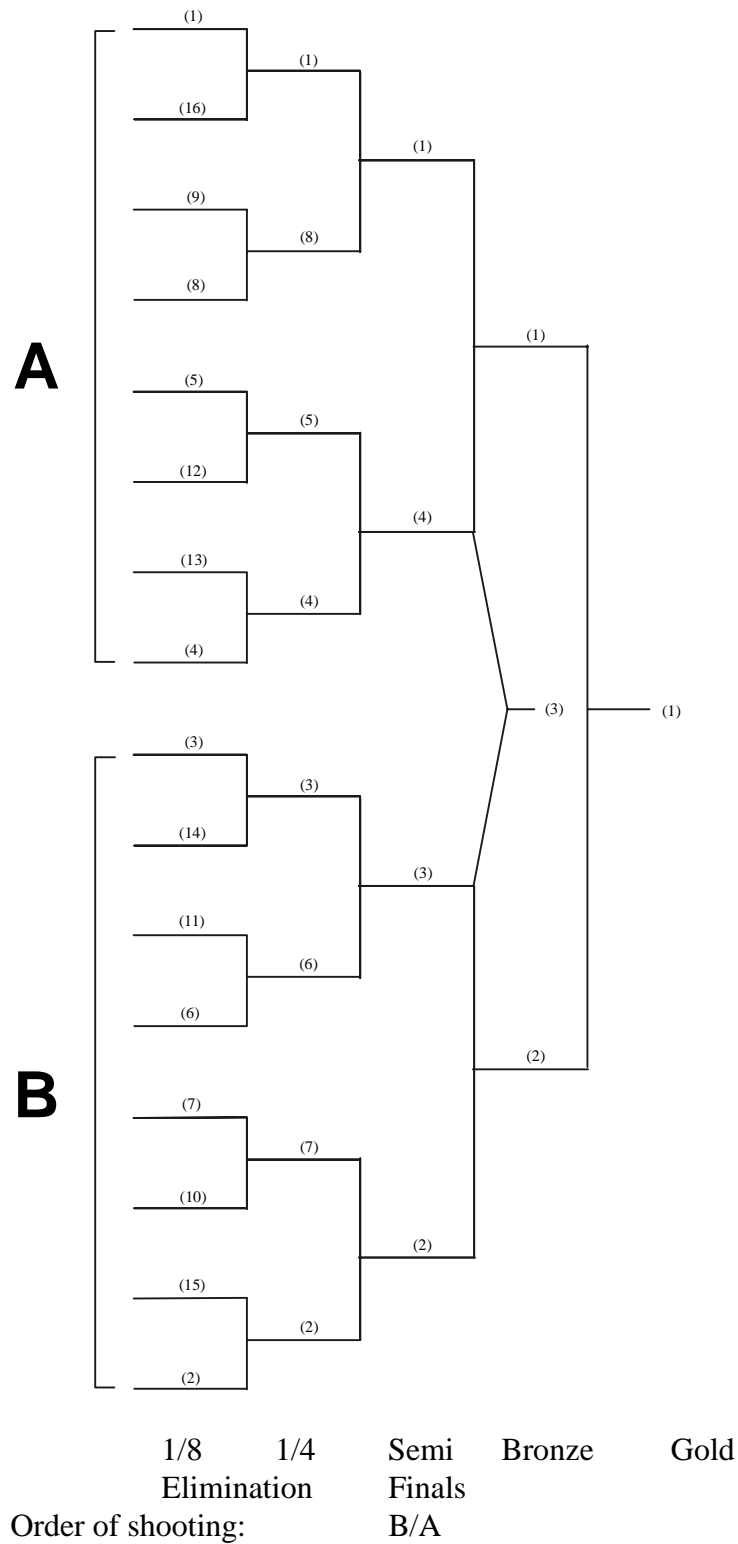
APPENDIX 1 BOOK 3

VENUE EQUIPMENT – Seeding Diagrams

1. MATCHPLAY CHART (32 competitors)

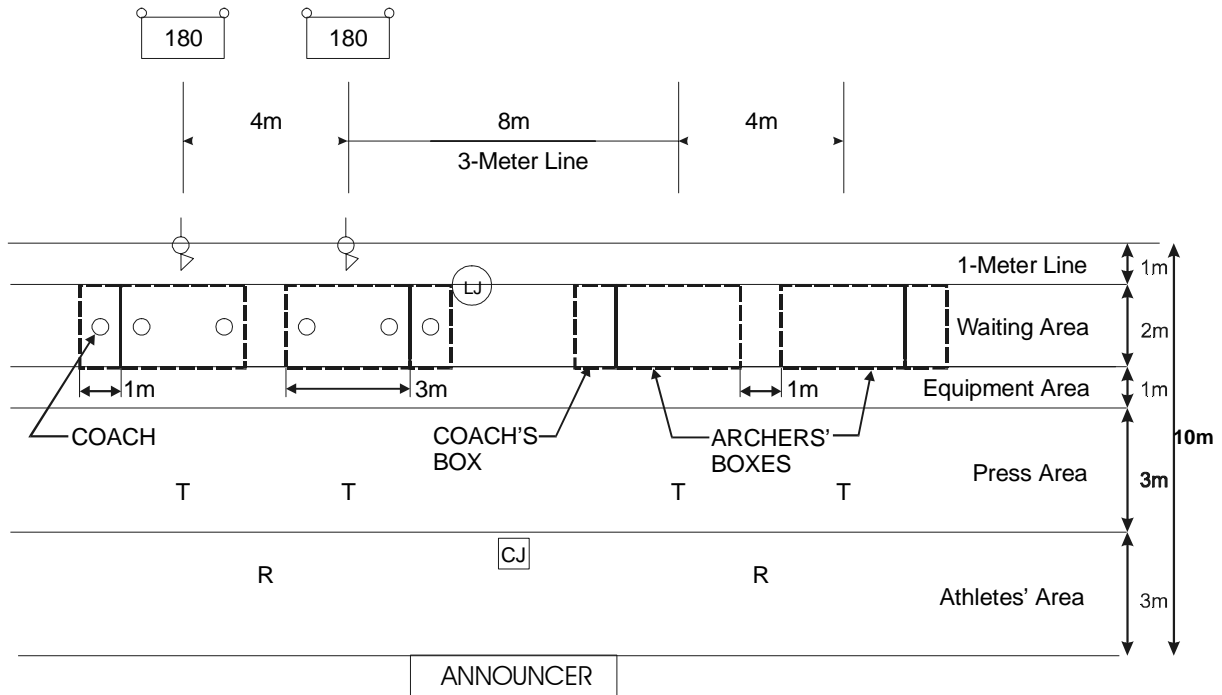


2. MATCHPLAY CHART(16 competitors or 16 teams)



VENUE EQUIPMENT – Range Layout

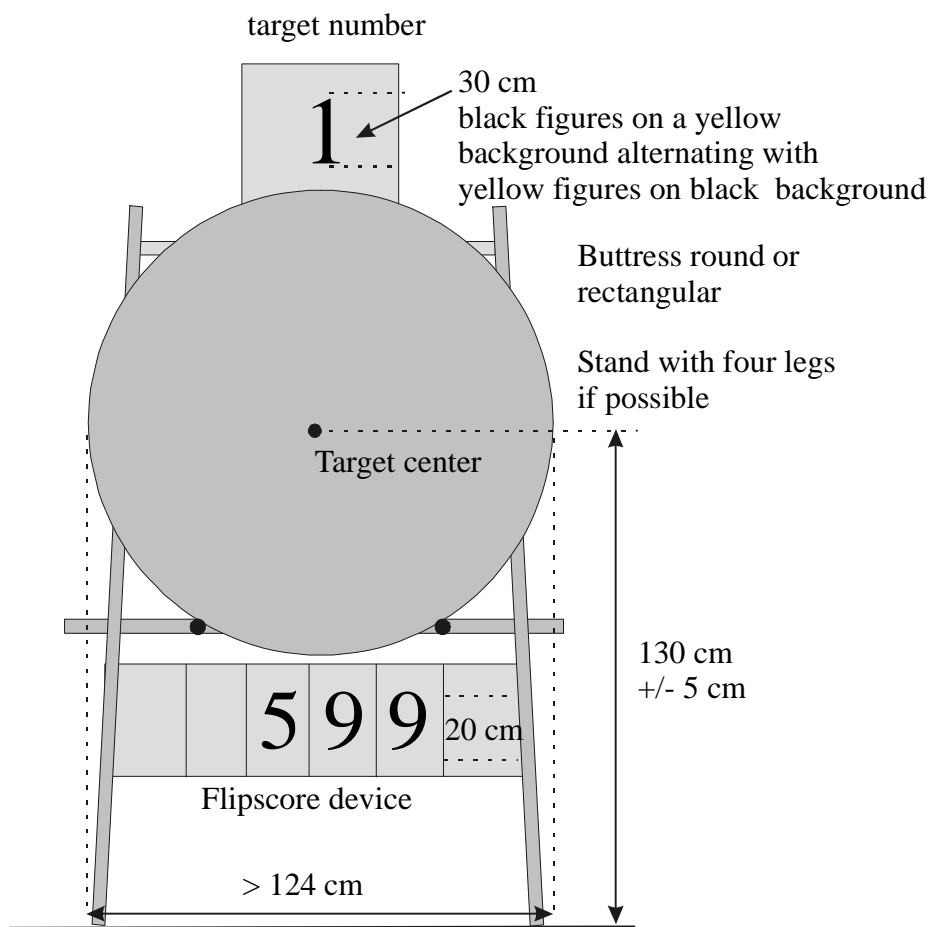
1. SHOOTING LINE LAYOUT - MATCH ROUND TEAMS FINALS (Recommendation)



Spaces for the athletes' area and the press area may have to be adjusted to the space available in the hall.

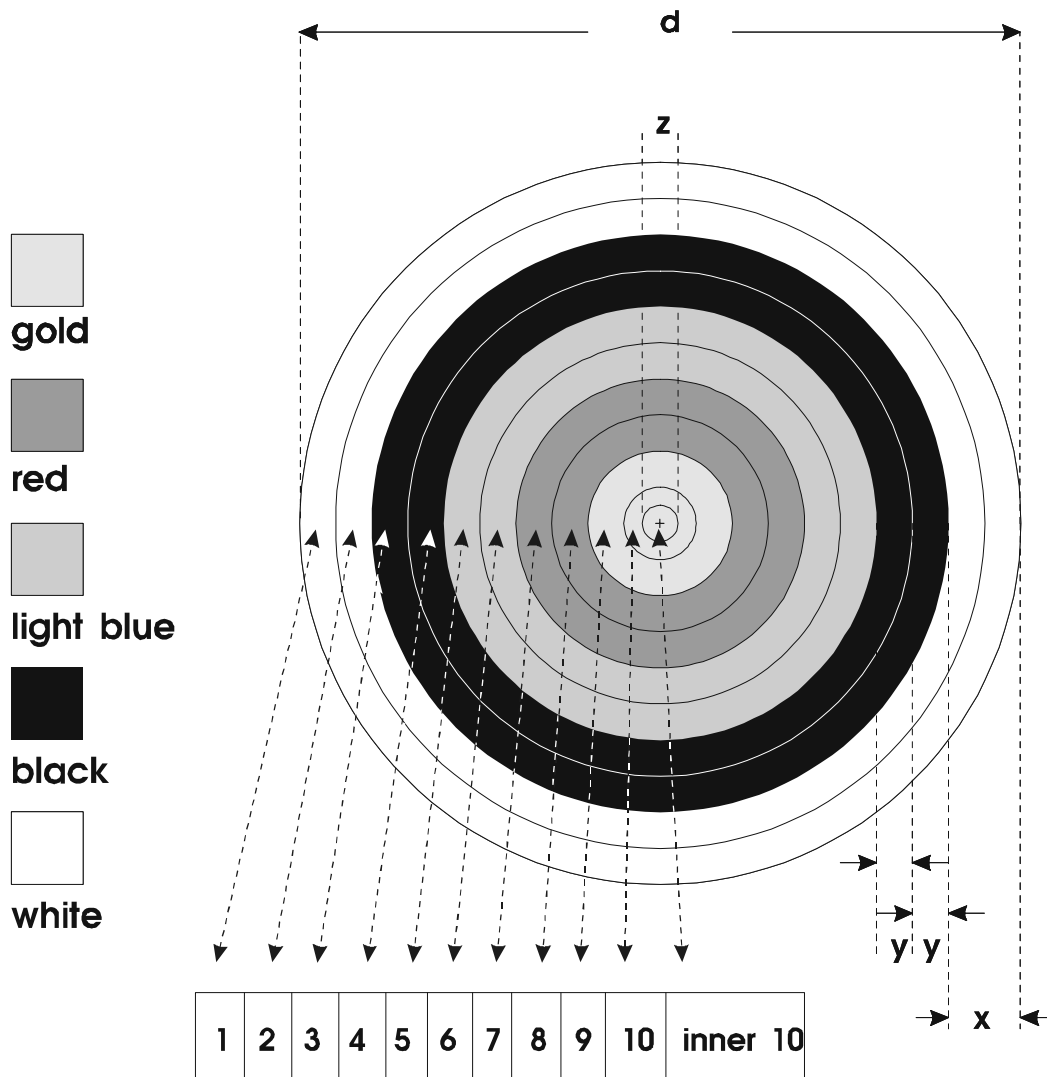
VENUE EQUIPMENT – Target - Faces

1. INDOOR BUTT SET-UP
articles 8.1.1.3 and 8.2.3



2. INDOOR TARGET FACE

article 8.2.1



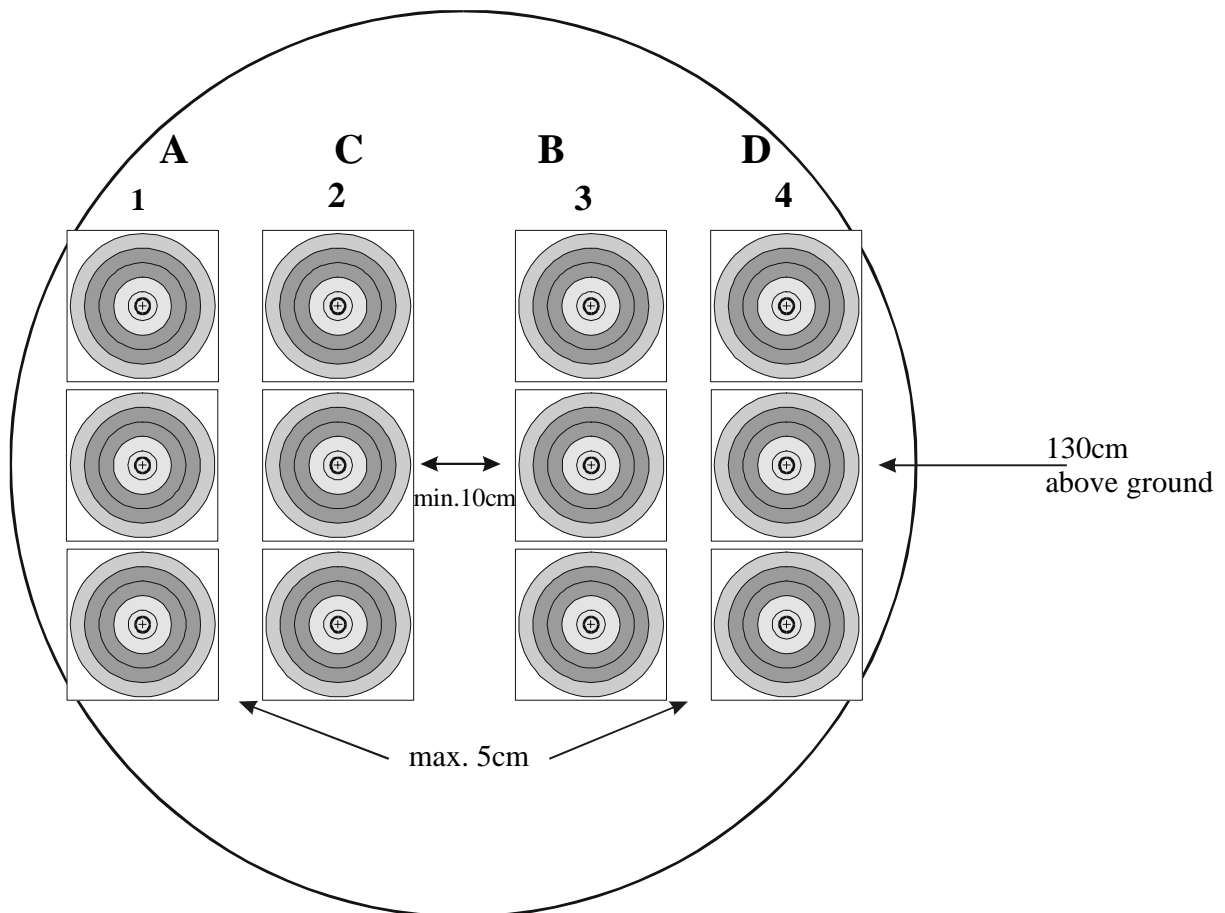
d	x	y	z
diameter of face	color zone	scoring zone	diameter of inner 10
122 cm	12.2 cm	6.1 cm	6.1 cm
80 cm	8 cm	4 cm	4 cm
60 cm	6 cm	3 cm	3 cm
40 cm	4 cm	2 cm	2 cm

BOOK 3

FITA CONSTITUTION AND RULES

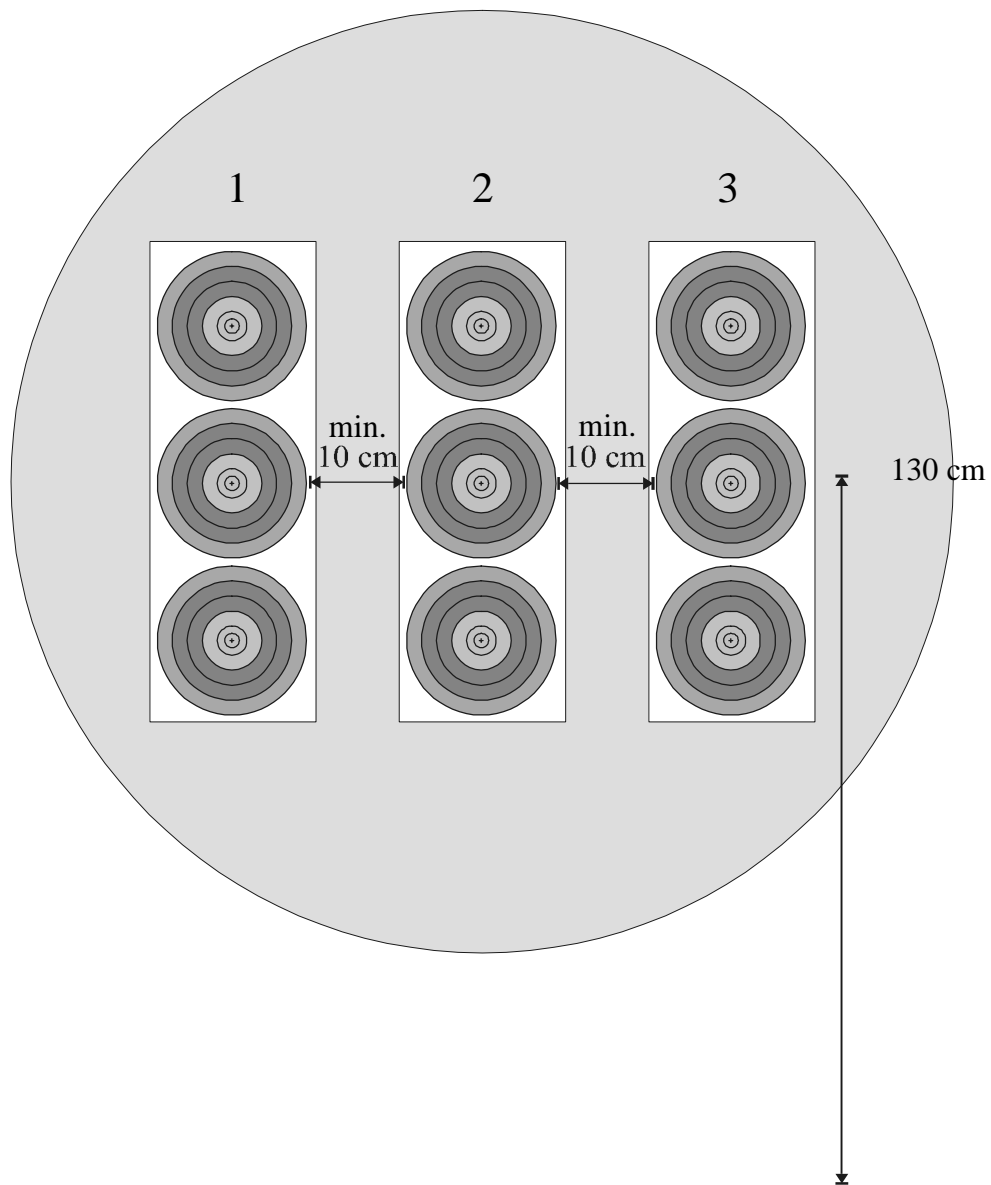
3. INDOOR - VERTICAL TRIPLE FACES

Article 8.1.1.4.3

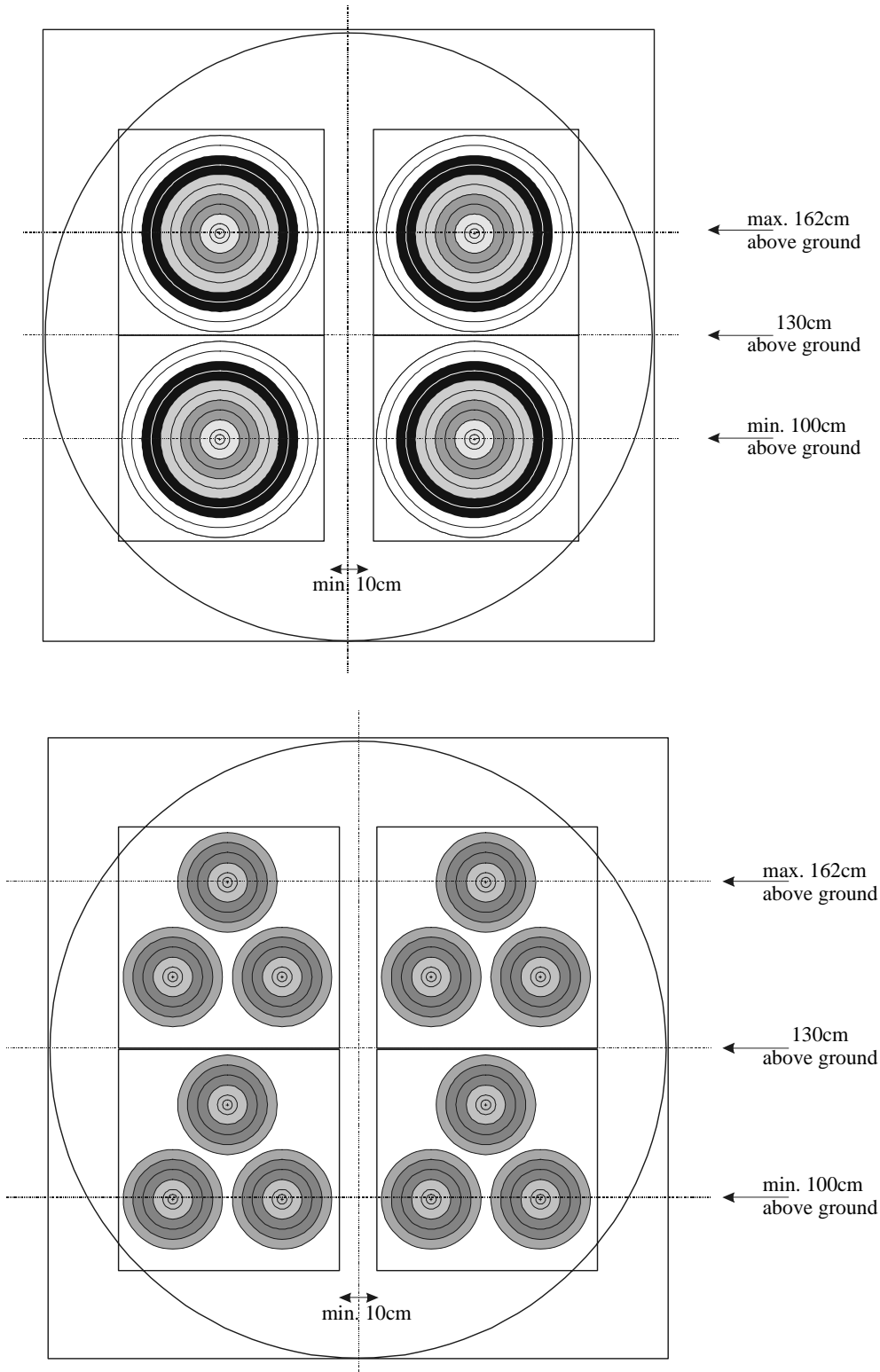


4. INDOOR - VERTICAL TRIPLE FACES - TEAM EVENT

Article 8.1.1.4.3



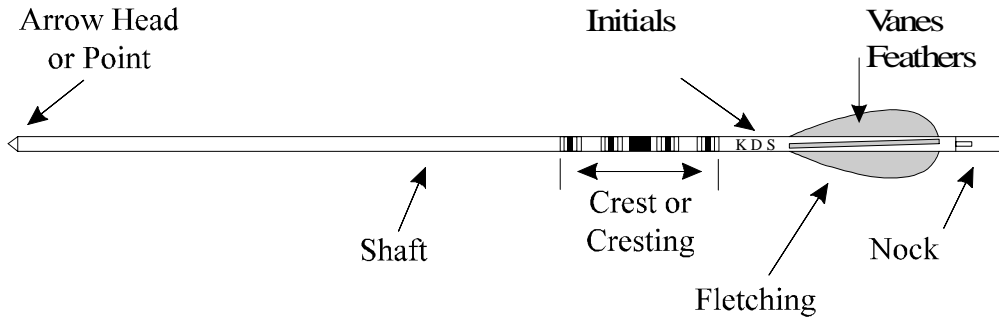
5. INDOOR – 4 x 40cm SINGLE AND TRIANGULAR TRIPLE FACES
article 8.1.1.4.2



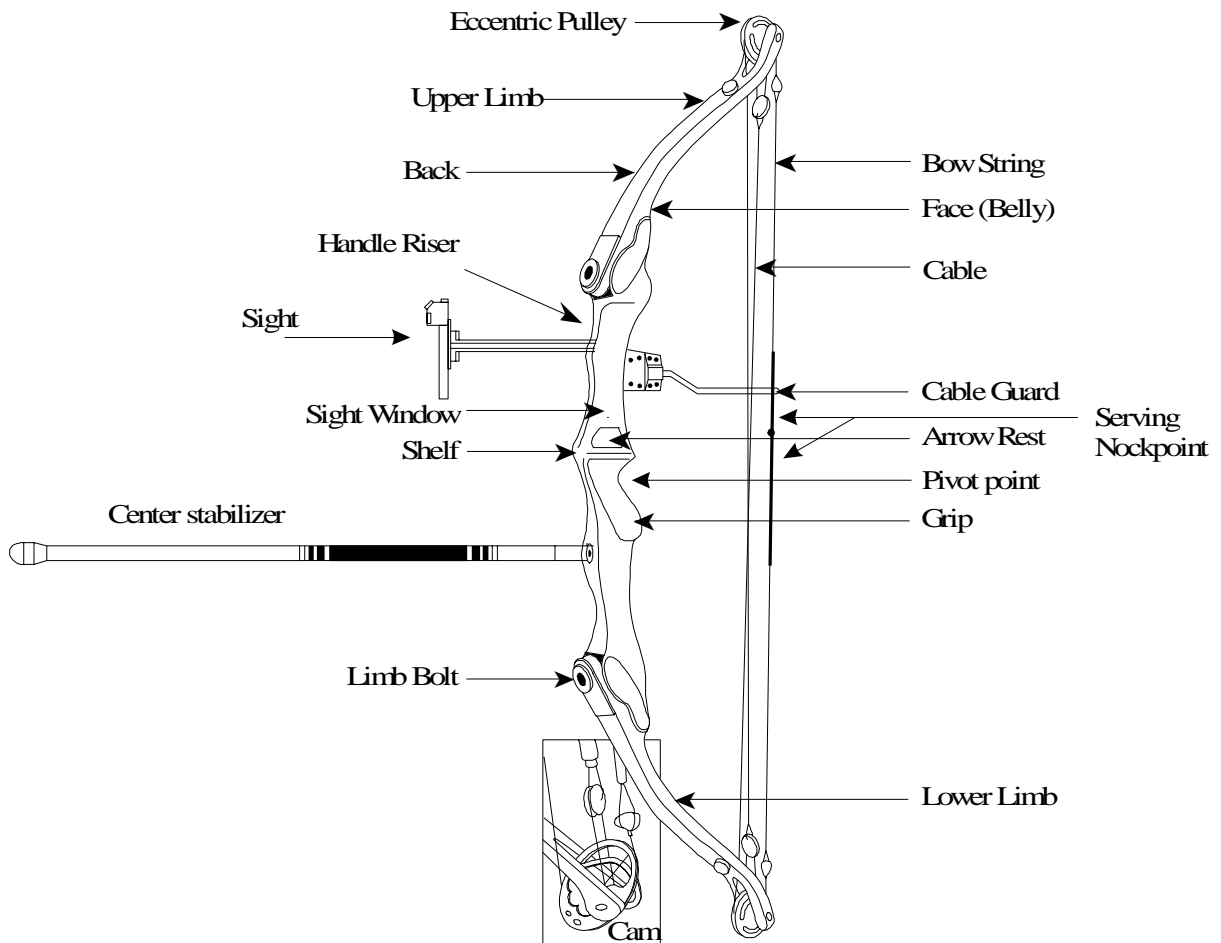
APPENDIX 2 BOOK 3

COMPETITORS' EQUIPMENT

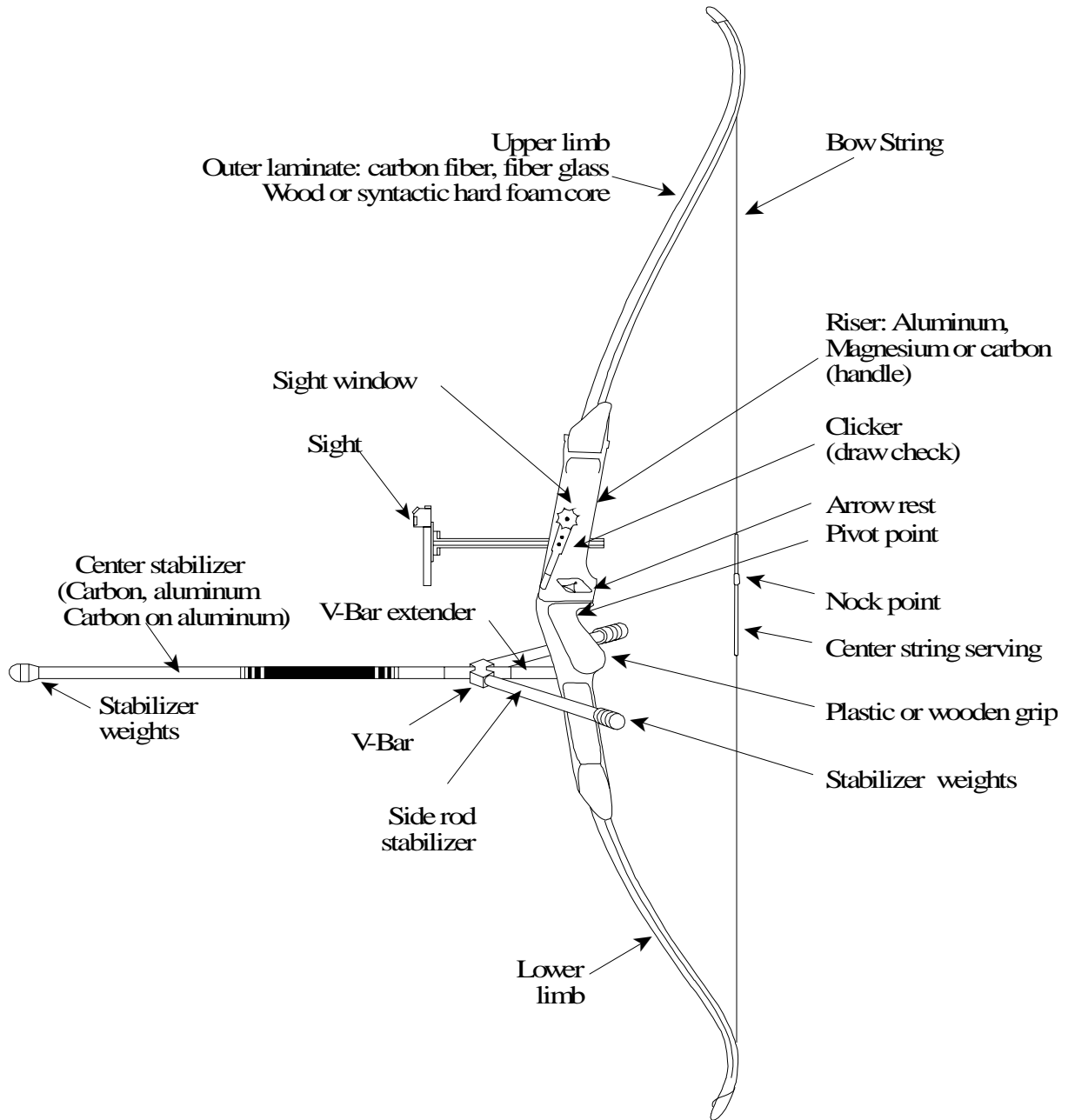
1. ARROW
article 8.3.1.7



2. COMPOUND BOW
article 8.3.2



3. RECURVE BOW
article 8.3.1



APPENDIX 3 BOOK 3

VENUE EQUIPMENT - Scorecards

1. MODEL SCORECARDS INDOOR MATCH ROUND Individuals

1/16 ELIMINATION				
1	2	3	End	Total
Hit	Shoot-off			
10s	9s			

1/8 ELIMINATION				
1	2	3	End	Total
Hit	Shoot-off			
10s	9s			

Archer's Signature: _____

Archer's Signature: _____

Scorer's Signature: _____

Scorer's signature: _____

Archer: _____

Registration Number: _____

¼ FINAL				
1	2	3	End	Total
Hits	10s	9s	Shoot	
			-off	

GOLD /BRONZE				
1	2	3	End	Total
Hits	10s	9s	Shoot	
			-off	

Archer's Signature: _____

Archer's Signature: _____

Scorer's Signature: _____

Scorer's signature: _____

BOOK 3

FITA CONSTITUTION AND RULES

2. MODEL SCORECARDS - INDOOR MATCH ROUND - Teams

1/8 ELIMINATION				
1	2	3	End	Total
Hits	10s	9s	Shoot	
			-off	

1/4 FINAL				
1	2	3	End	Total
Hits	10s	9s	Shoot	
			-off	

Archers' Signature: _____

Archers' Signature: _____

Scorer's Signature: _____

Scorer's signature: _____

Team: _____

SEMI-FINAL				
1	2	3	End	Total
Hits	10s	9s	Shoot	
			-off	

GOLD/BRONZE				
1	2	3	End	Total
Hits	10s	9s	Shoot	
			-off	

Archers' Signature: _____

Archers' Signature: _____

Scorer's Signature: _____

Scorer's signature: _____