

# **BOOK 2**

## **Outdoor Target Archery Rules**



## CHAPTER 7

**OUTDOOR TARGET ARCHERY ROUNDS**

(Details of the organization of FITA championships will be found in the FITA Organizer's Manuals and in Book2, Appendix1. There are new matchplay charts, the old charts may still be used until 2004)

**7.1 RANGE LAYOUT**

7.1.1 The range must comply with the following provisions:

- 7.1.1.1 *The range will be squared off and each distance accurately measured from a point vertically beneath the gold of each target face to the shooting line. The tolerance on field dimensions at 90/70/60 meters will be  $\pm 30\text{cm}$ ; at 50/30 meters  $\pm 15\text{cm}$ .*
- 7.1.1.2 *A waiting line will be indicated at least five meters behind the shooting line.*
- 7.1.1.3 *Each target butt will be numbered and set up at an angle of between about 10 degrees and about 15 degrees from the vertical, but a line of target butts will be set up all at the same angle.*
- 7.1.1.4 *The center of the gold will be 130cm above the ground as measured from an estimated even ground level. A tolerance of measurement will not exceed  $\pm 5\text{cm}$ . The height of the centers of the gold in a line of target butts on the range should look straight at all times.*
- 7.1.1.5 *When using a symmetrical triangular multiple center face set-up at 30m (which is mandatory at world championships), the middle of a single paper containing three centers or the dividing line between the top and the two lower faces will be at 130cm ( $\pm 5\text{cm}$ ) above the ground. The height of the centers of the gold in a line of target butts on the range should look straight at all times.*
- 7.1.1.5.1 *When using a four center set-up at 30m, the maximum distance above the ground of the center of the upper faces will be 162 cm and the minimum distance above the ground of the center of the lower faces will be 100 cm. The minimum distance between the scoring zones of 2 faces at the same height will be of 10 cm. Each face will be placed in its quarter of the target butt (see appendix1, book2: drawing 80cm multiple set-up). The height of the centers of the gold in a line of target butts on the range should look straight at all times.*
- 7.1.1.5.2 *When using a two center set-up at 30m, the centers of the two faces will be at 130cm ( $\pm 5\text{cm}$ ) above the ground. The minimum distance between the scoring zones will be of 10cm.*

- 7.1.1.6 *All competitors of a division or category will be accommodated on one range. The women's portion of the range will be separated from the men's by a clear lane at least five meters wide. For the Olympic Round a central clear lane of approximately 10 meters.*
- 7.1.1.7 *Provision will be made, if possible, for sufficient target butts to allow for not more than three competitors per target. If the range does not permit this, four competitors will be the maximum per target butt.*
- 7.1.1.8 *A point on the shooting line directly opposite each target butt will be marked and there will be a number corresponding to that target butt. If two or more competitors are shooting at the same target butt at the same time the shooting positions will be marked on the shooting line. A minimum space of 80cm per competitor will be guaranteed. Where archers in wheelchair are competing, additional space will be necessary.*
- 7.1.1.9 *There will be lines extending at right angles from the shooting line to the target line. These will make lanes to contain one, two or three butts.*
- 7.1.1.10 *A 3-meter line will be marked in front of the shooting line (see 7.4.5.1).*
- 7.1.1.11 *Where the public has the right of access, suitable barriers must be erected around the range to keep spectators back. These barriers will be at least 20 meters away from the ends of the target line set at 90 meters and may, if desired, reduce in a straight line to a minimum of 10 meters away from the ends of the Shooting Line. This would maintain a margin of approximately 13 meters from the target line when the target butts are moved forward to 30 meters. The barriers will be at least 10 meters behind the waiting line and as far beyond the target line set at 90 meters to prevent members of the public passing closer than 50 meters behind the target butts. This will create a safety zone increasing to 110 meters when target butts have been moved forward to shoot 30 meters. The safety distance of 50 meters may be reduced when an adequate backstop, e.g. efficient netting, bank or similar device, is erected (not a hedge or penetrable fence). Such a backstop must be high enough to stop arrows which have just missed the top of the butt at 90 meters. Consideration should be given to any distractions caused to the competitors by movement of people, etc. behind the butts.*
- 7.1.1.12 *In the Olympic Round, men and women will shoot at the same target butts but at different times of the day. In the Elimination Rounds, target butts are to be arranged in closely set pairs. In the Finals Round, there may be two (2) pairs of butts, one on each side of the clear lane.*
- 7.1.1.13 *For the Olympic Round a practice field will be made available alongside the competition field, where competitors still in the*

competition may practice during the Elimination and Finals Round.

7.1.1.14 For the Olympic Round Team events a clearly visible line will be marked one (1) meter behind the Shooting Line. This line must be at least 3cm wide.

7.1.1.15 For the Olympic Round Team event there will be marked competitors' and coaches' boxes behind the 1-meter line as shown in the drawings of Book2 Appendix 1.

## 7.2 VENUE EQUIPMENT

### 7.2.1 Target Faces

There are three FITA Outdoor Target Faces:

- The 122cm face, 122cm in diameter;
- The 80cm face, 80cm in diameter;
- And the 80cm-center (for multiple set-up with score zones 6-10).

Only those Outdoor Target faces produced by a manufacturer licensed by FITA will be used at FITA competitions.

#### 7.2.1.1 Description

The 122cm and 80cm faces are divided into five concentric color zones arranged from the center outwards as follows: gold (yellow), red, light blue, black and white (there are no dividing lines between light blue and black; nor between black and white). Each color is divided by a thin line into two zones of equal width thus making ten scoring zones of equal width measured from the center of the gold:

- 6.1cm on the 122cm target face;
- 4cm on the 80cm target face.

The dividing lines will be entirely within the higher scoring zone in each case. The line marking the outermost edge of the white will be made entirely within the scoring zone. The width of the thin dividing line and the outermost line will not exceed 2mm on the 122cm or the 80cm target faces. The center of the target face is termed the "pinhole" and will be indicated by a small "x" (cross). The lines of the cross will not exceed 1mm in width or 4mm in length. An inner ten ring, (which is marked as an X on the score cards) 6.1cm in diameter for the 122cm target face and 4cm in diameter for the 80cm target face, is required to help determine ties in ranking.

In addition, 80cm-center set-ups (2, 3, 4) may be used at the 30 m distance (the triangular multiple set-up is mandatory for FITA world championships). They have the same dimensions as the FITA 80cm faces, but with the 5 to 1 scoring zones removed. The lowest scoring zone is therefore the light blue 6.

## BOOK 2

### FITA CONSTITUTION AND RULES

---

#### 7.2.1.2 Scoring Values and Color Specifications

Scoring Values	Colors	Pantone Scale
10	Yellow	107U
9	Yellow	107U
8	Red	032U
7	Red	032U
6	Light Blue	306U
5	Light Blue	306U
4	Black	Process Black
3	Black	Process Black
2	White	-
1	White	-

Target Face drawing see Book2, Appendix1, Target Faces

#### 7.2.1.3 Tolerance of Measurements

The target face will be measured using the diameter of each separate circle enclosing each of the 10 scoring zones. The tolerance of each such diameter will not exceed  $\pm 1\text{mm}$  for the scoring zones 10, 9 and 8 and  $\pm 3\text{mm}$  for the other scoring zones measured through the center.

Zone	Diameter of faces and scoring zones in cm				Tolerance in mm +/-
	122	80	60	40	
Inner 10	6.1	4	3	2	1
10	12.2	8	6	4	1
9	24.4	16	12	8	1
8	36.6	24	18	12	1
7	48.8	32	24	16	3
6	61	40	30	20	3
5	73.2	48	36	24	3
4	85.4	56	42	28	3
3	97.6	64	48	32	3
2	109.8	72	54	36	3
1	122	80	60	40	3

Target Face drawing see Book2 Appendix1

#### 7.2.2 Size of Target Face at different Distances

For the distances of 90, 70 and 60 meters, the 122cm target face will be used. For distances of 50 and 30 meters, the 80cm target face will be used (except for the Standard Bow Round). For World Championships the 80cm center triangular set-up is mandatory at 30 meters.

##### 7.2.2.1 Material of Target Faces

Target faces may be made of paper or any other suitable material. All faces used for the same competition class will be uniform in color and of the same material.

### 7.2.3 Butts (buttresses)

The size of the front of the butt, whether round or square, must be at least 124cm in any direction. This will ensure that any arrow hitting the butt and just missing the outermost edge of the scoring zone remains in the butt.

7.2.3.1 *Butts will be pegged securely to the ground to prevent them from being blown over by the wind. Any part of the butt or its support likely to damage an arrow will be covered. Care is necessary, particularly when more than one target face is placed on the butt, that arrows passing through the butt are not damaged by the support.*

*Target butt drawing see Book2, Appendix1*

7.2.3.2 *Each butts will have a target numbers. The numbers will be 30cm tall and with black figures on a yellow background, alternating with yellow figures on a black background (e.g. no. 1 black on yellow, no. 2 yellow on black, etc.). Target numbers will be fixed above or below the center of each target butt, so as to be clear of the target face.*

### 7.2.4 Time Control Equipment

Acoustic and visual

The Director of Shooting (see article 7.7.1) will control:

- the start and end of each time limit with an audible device or a whistle.
- each time limit with digital clocks, lights, flags, plates and/or any other simple visual device in addition to the audible signal referred to above.

7.2.4.1 *In the event of any discrepancy between the acoustic and the visual time control equipment, the acoustic time control equipment will take precedence.*

7.2.4.2 *The following equipment can be used:*

- *lights*
  - *The colours of the lights will be red, yellow and green in that order with the red at the top. The lights must be synchronized and at no time will two different colours be on at the same time. In FITA Championships, the lights must be linked with the acoustic equipment so that the first sound of the acoustic equipment is simultaneous with the light turning red and the digital clock reaching zero.*
- *Digital Clocks*
  - *When timing is controlled by the use of digital clocks the figures on the clock will be a minimum of 20cm in height and must be able to be clearly read at a distance of 100m. They must be able to be immediately stopped and reset as may be required. The clock must function on a countdown principle. All other requirements, e.g. position, number, etc., will be the same as for lights.*
  - *When digital clocks are used, lights are not mandatory.*

- *If both systems are used they must be synchronized. If there is a discrepancy the digital clock takes precedence.*
- *Match play Indicators:*
  - *When shooting the alternating match play there will be separate green/red lights, countdown clocks, or other useful visual signals to indicate whose turn it is to shoot.*
- *Emergency Equipment*
  - *When the time limit is controlled by electrical equipment, plates, flags or other simple manual devices must be available in case the electrical equipment fails. Lights and/or digital clocks and emergency equipment are mandatory for FITA Championships (article 3.1; 3.2).*
  - *When the time limit is controlled manually by means of plates these plates are to be not less than 120cm by 80cm in size. They must be securely mounted to resist any wind and must be easy to turn quickly to show either side. One side of the plates will be striped with 20-25cm wide stripes alternating in black and yellow. The stripes will be at an angle of about 45 degrees to the ground. The reverse side will be all yellow.*

#### 7.2.5 **Miscellaneous Equipment**

The equipment outlined in the bylaws of 7.2.5 below is mandatory at Championships and Games Tournaments, and is recommended for other important tournaments.

- 7.2.5.1 **Registration numbers** to be worn by each competitor.
- 7.2.5.2 A device to indicate the **order of shooting**; e.g. A B C; C A B; B C A; etc. or AB/CD, CD/AB etc. if the competitors do not all shoot at the same time. The letters will be large enough to be read by all competitors from their respective shooting positions. Two or more these devices may be needed.
- 7.2.5.3 One large **scoreboard** for progressive totals after each end, for at least the first eight women and first eight men and which indicate the scores for the qualification cut.
- 7.2.5.4 The large scoreboard may be supplemented by displaying the **progressive scores** of all competitors after each end.
- 7.2.5.5 In the Olympic Round Elimination and Finals Round a **name plate** carrying the competitor's back number in the individual events, or the officially recognized three (3) letters denoting the Member Association in the team events, will be displayed at each target butt next to the scoring device, with letters or figures at least 25cm tall.
- 7.2.5.6 In the Olympic Round Elimination Round a **flip-score device** for three (3) or four (4) figures will be displayed below each butt; the figures (four for teams) will be at least 25cm tall. This will make the updating of the scoreboard optional.



- 7.2.5.7 *In the Olympic Round Finals Round, there will be one **remotely-operated scoreboard** at each target butt, one for each competitor (or team), with spaces for the scores of three (3) individual arrows and a 3-figure running total score for each match. There must also be provision for the competitor's name and country, or the country in the team competition.*
- 7.2.5.8 ***Blinds** for the Finals Rounds will be placed near the butts. They will be used by Judges, scorers, and competitors' agents.*
- 7.2.5.9 ***Flags**, or some other suitable device, so that scorers at the target line, and competitors at the shooting line, can call for a Judge.*
- 7.2.5.10 ***Wind flags**, of any light material and colour easily visible (such as yellow) to serve as wind indicators, will be placed above the center of each butt. They will be placed 40cm above the butt or the target number, whichever is higher. The flags will not be more than 30cm and not less than 25cm in any dimension.*
- 7.2.5.11 ***Windssocks** will be used on the competition field where circumstances are appropriate.*
- 7.2.5.12 *A **raised platform** with seating facilities for the Director of Shooting.*
- 7.2.5.13 ***Loudspeaker equipment**. This is recommended at large tournaments. Equipment such as Field Telephones, "walkie-talkies" and the like. Are most useful for communication between officials*
- 7.2.5.14 *Sufficient **chairs or benches** behind the waiting line for all competitors, Team Captains, Judges and other officials.*
- 7.2.5.15 *A **Tournament Delay Signal** consisting of a red flashing light may be used on the shooting field by the Director of Shooting in case of equipment failure, rebounding arrow, problem at target butt, etc. This device may be incorporated in the red time control lights or be a separate fitting placed near them.*
- 7.2.5.16 *A **score board** or some other such device with the competitor's name and/ or target number (1A, 1B, 1C or simply A, B, C and adding D if there are four competitors per target butt, etc.) may replace the name plate and the flip score device for displaying progressive total scores after each end. When this device is being used, it will be placed on the ground below each butt. It must be pegged or fixed securely to prevent movement by wind. It will be changed by the appointed scorer, aided by the competitors on that target butt, after the arrows have been scored and drawn, and before they leave the target butt.*
- 7.2.5.17 *An automatic scoring systems may only be used in the Finals Rounds.*
- 7.2.5.18A *small diameter television camera may be installed in the center of the butt / target face.*

#### 7.3 COMPETITORS' EQUIPMENT

This article lays down the type of equipment competitors are permitted to use when shooting in FITA competitions. It is the competitor's responsibility to use equipment which is in accordance with the rules. If in doubt the archer will show this equipment to the Judge(s) before using it in competition.

Any competitor found to be using equipment contravening FITA Rules may have his scores disqualified.

Described below are the general regulations that apply to all divisions followed by the special regulations that only apply to certain divisions.

See also Book1, Appendix9: Competitors with Disabilities

7.3.1 For the **Recurve Division**, the following items are permitted:

7.3.1.1 A **bow** of any type provided it subscribes to the accepted principle and meaning of the word Bow as used in Target Archery, e.g., an instrument consisting of a handle (grip), riser (no shoot-through type) and two flexible limbs each ending in a tip with a string nock. The bow is braced for use by a single string attached directly between the two string nocks only, and in operation is held in one hand by its handle (grip) while the fingers of the other hand draw, hold back and release the string.

7.3.1.1.1 *Multi-coloured bow risers and trademarks located on the inside of the upper limb are permitted.*

7.3.1.1.2 *Risers including a brace are permitted provided the brace does not touch the competitor's hand or wrist.*

7.3.1.2 A **bowstring** of any number of strands

7.3.1.2.1 *which may be of different colors and of the material chosen for the purpose. It may have a center serving to accommodate the drawing fingers, a nocking point to which may be added serving(s) to fit the arrow nock as necessary, and, to locate this point, one or two nock locators may be positioned. At each end of the bowstring there is a loop which is placed in the string nocks of the bow when braced. In addition one attachment is permitted on the string to serve as a lip or nose mark. The serving on the string must not end within the archer's vision at full draw. The bowstring must in no way offer aid in aiming through a peephole, marking, or any other means.*

7.3.1.3 An **arrowrest**, which can be adjustable,

7.3.1.3.1 *any moveable pressure button, pressure point or arrowplate may all be used on the bow provided they are not electric or electronic and do not offer any additional aid in aiming. The pressure point will be placed no further than 4cm back (inside) from the throat of the handle (pivot point) of the bow.*

7.3.1.4 A **draw check device**, audible and/or visual, which must not be electric or electronic, may be used.

7.3.1.5 A **bowsight** for aiming is permitted, but at no time may more than one such device be used.

7.3.1.5.1 *It will not incorporate a prism, lens, or any other magnifying device, leveling, electric or electronic devices nor will it provide for more than **one** sighting point.*

7.3.1.5.2 *The overall length in the line of vision of the sight (tunnel, tube, sighting pin or other corresponding extended component) will not exceed 2cm.*

7.3.1.5.3 *A bowsight attached to the bow for the purpose of aiming and which may allow for windage adjustment as well as an elevation setting is subject to the following provisions:*

- *A bow sight extension is permitted.*
- *A plate or tape with distance marking may be mounted on the bow as a guide for marking, but must not in any way offer any additional aid.*
- *The sight point may be a fiber optic sight pin. The total length of the fiber optic pin may exceed 2cm, provided that the attachment or ending is not in the competitors line of vision at full draw. It can only provide one illuminated aiming spot at full draw.*

7.3.1.6 **Stabilizers** and torque flight compensators on the bow are permitted

7.3.1.6.1 *provided they do not:*

- *Serve as a string guide;*
- *Touch anything but the bow;*
- *Represent any obstacle to other competitors as far as placement on the shooting line is concerned.*

7.3.1.7 **Arrows** of any type may be used provided they subscribe to the accepted principle and meaning of the word Arrow as used in Target Archery, and that such arrows do not cause undue damage to target faces or butts.

7.3.1.7.1 *An arrow consists of a shaft with head (point), nock, fletching and, if desired, cresting. The maximum diameter of arrow shafts will not exceed 9.3mm, the heads (points) for these arrows may have a maximum diameter of 9.4mm. The arrows of each competitor must be marked on the shaft with the competitor's name or initials, and all arrows used at any end will carry the same pattern and colour(s) of fletching, nocks and cresting, if any.*

7.3.1.8 **Finger protection** in the form of finger stalls or tips, gloves, or shooting tab or tape (plaster) to draw, hold back and release the string is permitted, provided they do not incorporate any device to hold, draw and release the string.

7.3.1.8.1 *A separator between the fingers to prevent pinching the arrow may be used. An anchor plate or similar device attached to the finger protection (tab) for the purpose of anchoring is permitted. On the bow hand an ordinary glove, mitten or similar item may be worn but must not be attached to the grip.*

## BOOK 2

### FITA CONSTITUTION AND RULES

---

- 7.3.1.9 **Field glasses**, telescopes and other visual aids may be used for spotting arrows
- 7.3.1.9.1 *provided they do not represent any obstacle to other competitors as far as placement on the shooting line is concerned.*
  - 7.3.1.9.2 *In the Olympic Round team event the coaches in the coach's box may use hand-held binoculars.*
  - 7.3.1.9.3 *Prescription spectacles, shooting spectacles and sunglasses may be used. None may be fitted with micro hole lenses, or similar devices, nor marked in any way which can assist in aiming.*
  - 7.3.1.9.4 *The glass of the non-sighting eye may be fully covered or taped, or an eye patch may be used.*
- 7.3.1.10 **Accessories** are permitted
- 7.3.1.10.1 *including as bracers (arm guards), dress shield, bow sling, belt or ground quiver, tassel and foot markers protruding not more than 1cm from the ground, limb savers, a tripod for a scope (may be left on the shooting line providing it does not create an obstacle for any other competitor), wind indicators (non-electric or non-electronic) may be attached to the equipment used on the shooting line (e.g. light ribbons), electronic wind indicators may be used behind the waiting line.*
- 7.3.2 The FITA **Standard Bow** Equipment is defined as follows:  
The requirements of article 7.3.1 will apply in their entirety with the following additional provisions and/or modifications:
- 7.3.2.1 The bow will be of a simple design, either a take-apart type (with wooden or metal riser, no shoot-through type) or of one-piece construction. In both types of bow the limbs will be of wooden and/or fiberglass construction.
- 7.3.2.1.1 *The **bowstring** material may not be of a higher specification than Dacron.*
  - 7.3.2.1.2 *The **arrowrest** will be of a simple, flexible or rigid design and it will be non-adjustable. A simple non-adjustable pressure point may be used but will be placed no further back than 2cm from the throat (pivot point) of the handle.*
  - 7.3.2.1.3 *One simple **draw check indicator**, audible or visual, may be used. Such a device will give only one indication of draw length.*
  - 7.3.2.1.4 *The **bowsight** will be of simple construction and must not include any vertical rack and pinion or screw type of micro-adjustment. Lateral (windage) adjustment may be made by use of a screw type adjuster. The sight and any attachment to which it is fixed must comply with the Note below. The sight point may not be a fiber optic type.*
  - 7.3.2.1.5 *Any **stabilization** used must comply with the Note below. Torque flight compensators (TFC's) must not be used.*
  - 7.3.2.1.6 ***Arrows must** not exceed a specification of XX75 or equivalent, and will be of equivalent price range and performance. The nocks will be of simple construction, either conical or insert fit-*

*ting. The points will be conical or ogival in shape. The vanes will be of soft plastic material or of natural feathers.*

7.3.2.1.7 **Finger protection** must not include any form of stiffening or locating platform or similar device or any device to help hold, draw and release the string.

7.3.2.1.8 **Field glasses, telescopes or any other visual aid** must not be used for spotting arrows. Shooting spectacles must not be used.

7.3.2.1.9 **Accessories** that are permitted include bracers (arm guards), dress shield, bow sling, belt or ground quiver, tassel, and foot markers protruding not more than 1cm from the ground.

*Note: The unstrung bow complete with permitted accessories (stabilization when extended in any direction) must be able to pass through a hole or ring of 12.2cm inside diameter  $\pm 0.5$ mm.*

7.3.3 For the **Compound Division**, the following equipment is described. All types of additional devices, unless they are electric or electronic, are permitted:

7.3.3.1 A **Compound Bow**, which may be of a shoot-through type, is one where the draw is mechanically varied by a system of pulleys and/or cams. The bow is braced for use by bowstring(s) attached directly between the two string nocks of the bow limbs, or attached to the bow cables, as may be applicable to the particular design.

7.3.3.1.1 *The peak draw weight must not exceed 60 lbs.*

7.3.3.1.2 *Cable guards are permitted.*

7.3.3.2 A **bowstring** of any number of strands

7.3.3.2.1 *which may be of different colors and of the material chosen for the purpose. It may have a center serving to accommodate the drawing fingers or release aid. Nocking points may be fitted to which may be added serving(s) to fit the arrow nock as necessary. To locate these points one or two nock locators may be fitted. In addition attachments are permitted on the string to serve as a lip or nose mark, a peep-hole, a peep-hole 'hold-in-line' device, loop bowstring, etc.*

7.3.3.3 An **arrowrest**, which can be adjustable

7.3.3.3.1 *any moveable pressure button, pressure point or arrow plate, may all be used on the bow provided that they are not electric or electronic. The pressure point will be placed no further than 6cm back (inside) from the throat of the handle (pivot point of the bow).*

7.3.3.4 **Draw check indicators**, audible and/or visual, which must not be electric or electronic, may be used.

7.3.3.5 A **bowsight** attached to the bow

7.3.3.5.1 *which may allow for windage adjustment as well as an elevation setting, may also incorporate a leveling device, and/or magnifying lenses and/or prisms. Electric or electronic devices are not permitted.*

7.3.3.5.2 *A bowsight extension is permitted. The sight point may be a fiber optic sight pin.*

## BOOK 2

### FITA CONSTITUTION AND RULES

---

- 7.3.3.6 **Stabilizers** and torque flight compensators,
- 7.3.3.6.1 *provided that they do not:*
- *Serve as a string guide;*
  - *Touch anything but the bow;*
  - *Represent any obstacle to other archers as far as placement on the shooting line is concerned.*
- 7.3.3.7 **Arrows** of any type may be used provided they subscribe to the accepted principle and meaning of the word arrow as used in target archery, and that such arrows do not cause undue damage to target faces or butts.
- 7.3.3.7.1 *An arrow consists of a shaft with head (point), nock, fletching and, if desired, cresting. The maximum diameter of arrow shafts will not exceed 9.3mm, the heads (points) for these arrows may have a maximum diameter of 9.4mm. The arrows of each competitor must be marked on the shaft with the competitor's name or initials, and all arrows used at any end will carry the same pattern and color(s) of fletching, nocks and cresting, if any.*
- 7.3.3.8 **Finger protection** in the form of finger stalls or tips, gloves, shooting tab or tape (plaster) to draw, hold back and release the string.
- 7.3.3.8.1 *A release aid that must not be attached in any way to the bow nor incorporate electric or electronic devices may be used. A separator between the fingers to prevent pinching the arrow may be used. An anchor plate or similar device attached to the finger protection (tab) for the purpose of anchoring is permitted. On the bow hand an ordinary glove, mitten or similar item may be worn but must not be attached to the grip.*
- 7.3.3.9 **Field glasses**, telescopes and other visual aids may be used for spotting arrows
- 7.3.3.9.1 *provided they do not represent any obstacle to other competitors as far as placement on the shooting line is concerned.*
- 7.3.3.9.2 *In the Olympic Round Team event the coaches in the coach's box may use hand-held binoculars.*
- 7.3.3.9.3 *Prescription spectacles, shooting spectacles and sunglasses may be used. None may be fitted with micro-hole lenses, or similar devices nor marked in any way which can assist in aiming.*
- 7.3.3.9.4 *The glass of the non-sighting eye may be fully covered or taped, or an eye patch may be used.*
- 7.3.3.10 **Accessories** are permitted
- 7.3.3.10.1 *including as bracers (arm guards), dress shield, bow sling, belt or ground quiver, tassel and foot markers protruding not more than 1cm from the ground limb savers, a tripod for a scope (may be left on the shooting line providing it does not create an obstacle for any other competitor), wind indicators (non-electric or electronic) may be attached to the equipment used on the shooting line (i.e. light ribbons), electronic wind indicators behind the waiting line.*
- 7.3.4 For competitors of all divisions **the following equipment is not permitted:**

- 7.3.4.1 Any **electronic communication device** and headsets in front of the waiting line.
- 7.3.5 For Olympic Games no electronic communication device is allowed on the competition field unless required by the organising committee

## 7.4 SHOOTING

- 7.4.1 Each competitor will shoot his or her arrows in **ends of three** (long and short distances) or six arrows (long distances) each.
- 7.4.1.1 *Shooting will be in one direction only.*
  - 7.4.1.2 *The FITA Outdoor Target Round may be shot in one day or over two successive days. If a Round is shot over two days, the two longer distances will be shot on the first day and the two shorter distances will be shot on the second day, or the other way round.*
  - 7.4.1.3 *The Double FITA Round will be shot over two or four consecutive days.*
  - 7.4.1.4 *Where a program includes a FITA Round as well as some other rounds that will be shot wholly or partly during the same day, the FITA Round will always be shot first.*
  - 7.4.1.4 *The Olympic Round will be shot as set out in article 4.5.1.4. The details of this Round are described in separate FITA publications. These publications are the 'FITA Organizers Manual of the Outdoor Target Archery Championships' and the 'Description of FITA Olympic Round for use in Olympic Games Competitions'.*
- 7.4.2 There is a time limit for a competitor to shoot an end of three or six arrows (see also article 7.5.4 and following).
- 7.4.2.1 *The maximum time permitted for a competitor to shoot an end of three arrows is two minutes. The maximum time permitted for a competitor to shoot an end of six arrows is four (4) minutes.*
  - 7.4.2.2 *An **arrow shot** before or after the specified time, or out of sequence, will be considered as being part of that end and will cause the competitor to lose the highest scoring arrow of that end which will be scored as a miss.*
  - 7.4.2.3 *An arrow shot before or after the specified time, or out of sequence, that can be clearly identified by the Judge(s) (in competitions where Judges are assigned to spot the arrows) will cause the archer to lose the value of that arrow.*
  - 7.4.2.4 *An arrow shot on the competition field after the DOS has officially closed the practice session (which is after the pulling of the practice arrows); or during the breaks between distances or rounds, will be considered as part of the next scoring end and will cause the competitor to lose the highest scoring arrow of that end. (see also article 7.6.2.2).*
  - 7.4.2.5 *In the event of an **equipment failure** the archer will raise a red flag on the shooting line. Extra time may be given to make the*

- necessary repairs or changes to the damaged equipment. The competitor will make up the appropriate number of arrows at the earliest opportunity under the supervision of a Judge (see article 7.5.1.5).*
- 7.4.2.6 *However, at no time will any equipment failure delay the tournament by more than 15 minutes.*
- 7.4.2.7 *In the event of a competitor being unable to continue shooting because of an unexpected **medical problem** which occurs after the beginning of the shoot, no more than 15 minutes will be allowed for medical personnel to determine the problem and decide whether or not the competitor is fit to continue competing unassisted. The competitor will make up the appropriate number of arrows at the earliest opportunity under the supervision of a Judge but has a maximum of 15 minutes to do so.*
- 7.4.2.8 *In the Elimination and Finals Round of the Olympic Round, no extra time will be allowed for equipment failure or the treatment of unexpected medical problems, but the competitor with an equipment failure may leave the shooting line to repair or replace the equipment and return to shoot any remaining arrow(s) if the time limit permits. In the Team event other member(s) of the Team may shoot in the meantime.*
- 7.4.2.9 *Individual competitors or Teams with **byes or forfeited matches** will not be allowed to take part in the competition, unless the bye or forfeit occurs during the match. They may practice on the practice field or on a special practice area on the unused portion of the competition field. (see 3.19.1.5).*
- 7.4.2.10 *In the Olympic Round Team event, if any of the three competitors of a team shoots an arrow before or after the relevant signal, to start or finish the time period, that arrow will count as part of that end and will cause the Team to lose the highest scoring arrow of that end which will be scored as a miss. An arrow shot before or after the specified time or out of sequence that can be clearly identified by the Judge(s) (in competitions where Judges are assigned to spot the arrows) will cause the competitor to lose the value of that arrow (see also article 7.6.2.2)*
- 7.4.3 Competitors may not raise the **bow arm** until the signal is given to start shooting.
- 7.4.4 Except for persons who are disabled, competitors will shoot from a standing **position** and without support, with one foot on each side of the shooting line or with both feet on the shooting line.
- 7.4.5 Under no circumstances may an **arrow be re-shot**.
- 7.4.5.1 *An arrow may be considered to have been not shot if:*
- *The arrow drops or is mis-shot and a part of the arrow shaft lies within the zone between the shooting line and the 3-meter line, and provided the arrow has not rebounded;*
  - *The target face or butt blows over (in spite of having been fixed and pegged down to the satisfaction of the Judges). The Judges will take whatever measures they deem necessary, and*



*compensate adequate time for shooting the relevant number of arrows. If the butt only slides down, it will be left to the Judges to decide what action to take, if any.*

7.4.6 While a competitor is on the shooting line he or she may receive **non-electronic coaching information** from the team management, provided that this does not disturb the other competitors.

7.4.6.1 *In the Olympic Round Team event the three competitors in the Team and the coach may assist each other verbally whether they are on the shooting line or not. During the shooting the coach may only coach from the coach's box.*

7.4.7 All **practice arrows** will be shot under the control of the Director of Shooting and will not be scored. (See article 3.19 Practice)

## 7.5 ORDER OF SHOOTING AND TIMING CONTROL

7.5.1 One, two, three or four competitors may shoot on the same target butt simultaneously.

7.5.1.1 *If three competitors shoot one at a time on a target butt, the rotation will be ABC, CAB, BCA, ABC, etc.;*

7.5.1.2 *If four competitors shoot in pairs on a target butt, the rotation will be AB-CD, CD-AB, AB-CD, etc.;*

7.5.1.3 *If three or four competitors shoot simultaneously, the position on the shooting line will be by mutual agreement. If there is no agreement the first competitor allocated to a target butt will shoot on the left, the second competitor will shoot in the middle and the third competitor on the right. With four competitors the positions will be assigned correspondingly.*

7.5.1.4 *When shooting on **80cm-center multiple set-ups** each competitor will shoot his or her arrows at his or her own center.*

- *With three (3) competitors per target butt, the competitor positioned on the left will shoot at the center bottom left, the competitor positioned in the middle at the top center and the competitor positioned on the right at the bottom right center.*
- *With four (4) competitors per target butt, competitor A will shoot at the top left center, B at the top right center, competitor C will shoot at the bottom left center and D at the bottom right center.*

7.5.1.5 *The **order of shooting** may be **changed** temporarily for the purpose of changing a string, making other essential adjustments to equipment or for minor medical treatment. If, however, such attention to equipment or medical matters should become essential while on the shooting line, the competitor may step back and at the same time call a Judge by using the flag or other device provided for the purpose. The Judges having verified the competitor*

was justified in leaving the line, will arrange with the Director of Shooting for this competitor to shoot the arrows left of that end before the signal to move forward for scoring is given, An announcement to this effect will be made over the loudspeaker equipment (see articles 7.4.2.4 and 7.4.2.6). The above provisions apply except for the Eliminations and Finals Rounds of the Olympic Round as specified in 7.4.2.8.

### 7.5.2 At FITA Outdoor World Championships:

7.5.2.1 In the **Qualification Round** the 2 or 3 competitors will shoot simultaneously on the same target butt. At the 2 longer distances they will shoot ends of six arrows and at the 2 shorter distances they will shoot ends of three.

7.5.2.2 In the **Olympic Round Individual event**:

- During the first match of the Elimination / Finals Round the competitor on the top line of each pair (of the chart) will shoot on the left hand side of that match.  
The left/right position of the competitors for all matches will follow the match-play chart.(see Appendix1, Book2)  
The arrangement of target butts to be used for each step of the competition is the choice of the organiser.
- In the **1/32 and 1/16 Elimination Rounds** there may be two competitors per target butt, in the **1/8 Elimination Round** each competitor will shoot on a separate target butt. Competitors will go to the target butt to participate in the scoring and collection of the arrows.(see Organizer's Manual)
- In the **Finals Rounds** (individual matches, alternating shooting) each competitor will shoot on a separate target butt and will not go to the target butt to participate in the scoring and collection of the arrows. Each competitor will appoint a competitor's agent who will observe the scores recorded and withdraw the arrows. The arrows will be returned to the competitor at the completion of every end after the second end.
- In single match play **alternating shooting**, the winner of a coin toss will decide the order of shooting of the first end. Thereafter the order of shooting will alternate.

7.5.2.3 In the **Olympic Round Team event** (both teams shooting at the same time):

- A team consists of three (3) or four (4) competitors.
- All members of a team must have taken part in the Qualification Round.
- The fourth competitor or a substituted competitor will wait in a box behind the coach's box. If the fourth competitor is a wheelchair competitor he or she may be waiting on the shooting line in front of the coach's box.
- A team may substitute a competitor at any time between ends.

- *During the first match of the Elimination / Finals Round, the team on the top line of each pair (of the chart) will shoot on the left hand side of that match.  
The left/right position of the teams for the consecutive matches will continue to follow the match-play chart.  
The arrangement of target butts to be used for each step of the competition is the choice of the organiser.*
- *Both teams will start each end of their match with their three **archers behind the 1-meter line**, The first archer may only cross the 1-meter line when the DOS has started the match and the time clock*
- *The three competitors in the team will shoot three **arrows each** in an **order** of their own choosing.*
- *One competitor will occupy the **shooting line**, while the other two competitors remain behind the 1-meter line. No more than one competitor at a time will be in front of the 1-meter line.*
- ***Wheelchair competitors** may stay on the shooting line throughout the match. They indicate that they have finished shooting by placing their bow flat on their knees. (See Appendix 9: Disabled Competitors)*
- *When moving forward to shoot competitors must not remove their **arrows** from their quivers until they are on the shooting line.*
- ***Violations** of these rules will be penalized as specified in article 7.8 and in the ‘Organizers Manual of the Outdoor Target Archery Championships’.*

7.5.2.4 *In the Olympic Round Team event **Finals Rounds (when alternating shooting):***

- *Both teams will start each end of their match with their three competitors behind the 1-meter line.*
- *The winner of a coin toss will decide the order of shooting of the first end. The team with the lower score will start shooting the second and third ends of that match. If teams have a tie the team which started the match will shoot first.*
- *When the first team has shot 3 arrows and the archer has returned behind the 1-meter line the clock of that team is stopped displaying the time remaining.*
- *When the score of the last arrow of the first team is displayed on the scoreboard at the target butt, the clock of the second team is started and the first archer of that team may cross the 1-meter line and start shooting.*
- *This is repeated until each team has shot 9 arrows or their time has expired.*

7.5.3 **The Olympic Round at other Tournaments**

7.5.3.1 *See 7.5.2 but:*

- *In the 1/8 Elimination Round the Organizer may assign one or two competitors to a target butt. They will go to the target butt to participate in the scoring and collection of the arrows.*
- *In the 1/4 Finals Round there will be one competitor per target butt. At the discretion of the Organizers the matches may be shot simultaneously. In that case the competitors will go to the target butt to participate in the scoring and collection of the arrows. If there are not enough countdown clocks to time the matches individually, the DOS will control the matches together.*
- *In all other Finals Rounds (individual matches, alternating shooting) each competitor will shoot on a separate target butt and will not go to the target butt to participate in the scoring and collection of the arrows. Each competitor will appoint an agent who will observe the scores recorded and withdraw the arrows. The arrows will be returned to the competitor at the completion of every end after the second end.*

#### 7.5.4 Time Limits:

- 7.5.4.1 *Forty seconds will be the time allowed for a competitor to shoot one arrow when the competitors alternate shooting in the Olympic Round matches, in order to break ties, or to shoot make-up arrows;*
- 7.5.4.2 *One minute will be allowed for a team to shoot three (3) arrows, one per competitor, in the Olympic Team Round for the purpose of breaking ties.*
- 7.5.4.3 *Two minutes will be the time allowed for a competitor to shoot an end of three (3) arrows;*
- 7.5.4.4 *Three minutes will be the time allowed for an Olympic Round Team to shoot nine arrows;*
- 7.5.4.5 *Four minutes will be the time allowed for a competitor to shoot an end of six arrows;*
- 7.5.4.6 *The time limit may be extended in exceptional circumstances. (See article 7.7.2.6)*
- 7.5.4.7 **Visual and acoustic signals** *indicate the start and the end of the time limits.*
- 7.5.4.7.1 *A visual warning signal will be given thirty (30) seconds before the end of the time limit, except in the Finals Round of the Olympic Round when the competitors alternate shooting.*
- 7.5.4.7.2 **Visual signals** *are to be placed on both sides of the field and, if necessary, in the clear lane between women's and men's target butts so that both right and left handed competitors will be able to see them. They are to be placed in front of the shooting line on each side of the field and in the clear lane at any distance shorter than 30 meters, as long as they are visible to all competitors on the shooting line.*

7.5.4.7.3 *When the shooting is controlled by plates: two plates are essential in the clear lane so that the same side of the plates (all yellow or black/yellow stripes) is displayed simultaneously to both men and women competitors. The BLACK and YELLOW striped side will be turned towards the competitors as a signal of warning that only thirty (30) seconds are left of the time limit. The YELLOW side of the plate will be turned toward the competitors at all other times.*

7.5.4.7.4 *When the shooting is controlled by **lights** (except in the Finals Round of the Olympic Round):*

**RED** *The Director of Shooting will give two **sound signals** for the designated competitors (A, B, C or AB, CD, or all four competitors as applicable) to occupy the shooting line all together (except Olympic Round Team Event).*

**GREEN** *On the lights changing color 20 seconds later (10 seconds in all match competitions), the Director of Shooting will give one sound signal for shooting to begin.*

**YELLOW** *This light will go on when thirty (30) seconds are left.*

**RED** *This means the time limit (see article 7.5.4) is up and two sound signals will be given to indicate that shooting is to stop, even if all arrows have not been shot. Any competitor still on the shooting line must immediately go back behind the waiting line. Where there are other designated competitors they will move up to the shooting line and wait for the green light as above for the shooting to begin. This whole procedure will be repeated as above, until all have shot. When six (6) arrows are shot in two ends of three arrows, the above process will be repeated before scoring. When the red light comes on after one end of three, six (or two ends of three arrows) or nine arrows (3x3 arrows in the Team Event), according to the distances or rounds being shot, three sound signals will be given for the scoring to begin.*

7.5.4.7.5 *Whenever the shooting line is clear, with all competitors having finished shooting their arrows before the end of the time limit, the appropriate signal for change or scoring will be given immediately.*

7.5.5 No competitor will occupy the shooting line except when the appropriate signal has been given.

7.5.5.1 *Twenty (20) seconds will be allowed for the competitors to leave and the next designated competitors to occupy the shooting line. This will be indicated by two sound signals and a red light..*

7.5.5.2 *With single match play alternating shooting both archers will position themselves on the shooting line. At the end of 10 seconds one sound signal will start the 40-second shooting period for the first archer. As soon as this first arrow is shot and the score is posted one sound signal will be given for the second archer to start his 40-second period to shoot one arrow. The competitors will continue to alternate their shots until each competitor has*

## BOOK 2

### FITA CONSTITUTION AND RULES

---

*shot 3 arrows. This procedure is mandatory in the Finals Rounds at FITA Championships.*

- 7.5.6 If the shooting is suspended during an end for any reason, the time limit will be adjusted:
- 7.5.6.1 *Forty (40) seconds per arrow will be given, in the Olympic Round Individual event.*
  - 7.5.6.2 *In the Olympic Round Team event at World Championships, the clock will be reset with the time remaining when the emergency stopped the shooting plus five (5) seconds. Shooting will resume from the shooting line.*
  - 7.5.6.3 *In the Olympic Round Team event at other tournaments, twenty (20) seconds per arrow will be given. Shooting will resume from the shooting line.*

## 7.6 SCORING

- 7.6.1 There will be scorers in sufficient numbers to ensure that each target butt has a scorer.
- 7.6.1.1 *These scorers can be competitors when there is more than one competitor per target butt. One **Scorer** will be appointed for each target butt.*
  - 7.6.1.2 *At distances of 90, 70 or 60 meters at FITA Championships and Games Tournaments, **scoring** will take place after every second end of three arrows or each end of six arrows.*
  - 7.6.1.3 *At distances of 50 and 30 meters, scoring will take place after every end of three arrows.*
  - 7.6.1.4 *Scorers will enter the value of each arrow in descending order on scorecards as called out by the competitor (or competitor's agent) to whom the arrows belong. Other competitors on that target butt will check the value of each arrow called out and in case of disagreement call a Judge.*
  - 7.6.1.5 *In the **Olympic Elimination Round**, the value of the arrow will be called by the competitor. If only one archer is shooting at a target butt the call will be witnessed by a Judge.*
  - 7.6.1.6 *In the **Olympic Elimination Round Team** event, scoring will be cumulative in descending order for the 9 arrows of each team, every competitor can move up to the target butt, one per team calling the points, witnessed by a Judge (but see 7.6.1.8).*
  - 7.6.1.7 *In the Olympic Finals Rounds, the value of the arrows will be determined by the scoring Judges in the order they are shot. These unofficial recorded values will be checked, and changed if required, by the Target Judge when the official final scoring takes place at the target butt. The competitors' agents may request a second (or third) opinion as to the value of an arrow.*

- 7.6.1.8 *In Target Archery, competitors may **delegate authority to score** and collect their arrows to their Team Captain or to another competitor on their own target butt, provided that they themselves do not move up to the target butt (e.g. competitors with disabilities).*
- 7.6.2 An arrow will be **scored according to the position of the shaft in the target face**. If the shaft of an arrow touches two colours, or touches any dividing lines between two scoring zones, that arrow will score the higher value of the two zones involved.
- 7.6.2.1 *Neither the arrows nor the target face will be touched until all the arrows on that target face have been recorded.*
- 7.6.2.2 *If more than three arrows (or six as the case may be), belonging to the same competitor (or team member) or nine in the case of a team, are found in the target butt or on the ground near the butt, or in the shooting lanes, only the lowest three (or six or nine, as the case may be) in value will be scored. Competitors or teams found to repeat this offence may be disqualified.*
- 7.6.2.3 *If a fragment of a target face is missing, including the dividing line or where two colors meet, or if the dividing line is pushed aside by an arrow, then an imaginary circular line will be used for judging the value of any arrow that hits such a part.*
- 7.6.2.4 *All **arrow holes** in the scoring zone will be suitably **marked** every time the arrows are scored and drawn from the target face.*
- 7.6.2.5 *Arrows embedded in the butt and not showing on the face can only be scored by a Judge.*
- 7.6.2.6 **An arrow hitting:**
- 7.6.2.6.1 *The target butt and **rebounding**, will score according to the mark it makes on the target face, provided that all the other arrow holes have been marked and an unmarked hole or mark can be identified;*
- When a **rebound** occurs:*
- *With competitors shooting one at a time on each target butt, the competitor concerned will, after shooting his or her end of three or six arrows, remain on the shooting line with a flag raised above the head as a signal to the Judges;*
  - *With more than one competitor shooting at a time on each target butt, all competitors on that target butt will, when a rebound occurs, stop shooting but remain on the shooting line with a flag held above one of their heads.*
  - *When all competitors on the shooting line for that end have finished shooting their arrows or the time limit has expired, whichever is appropriate, the Director of Shooting will interrupt the shooting. The competitor with the rebound arrow will go to the target butt together with a Judge, who will decide the point of impact, take down the value and mark the hole. The Judge will later participate in scoring that end. The rebound arrow is to be left behind the target butt until that*

*complete end has been scored. When the field is clear, the Director of Shooting will give the signal for those competitors on the target butt where the rebound occurred to continue shooting.*

- *These competitors will complete their end of three or six arrows to be shot, before general shooting or scoring is resumed. No other competitor is to occupy the shooting line meanwhile.*

7.6.2.6.2 *The target butt and **hanging** from it, will have the competitor or competitors on that target butt stop shooting and signal with a flag. When the shooting of that end has been completed by the other competitors on the line, a Judge with the competitor will go to the target butt, note the value of the arrow, remove it, mark the hole and place the arrow behind the target butt. The remaining arrows will be shot by the archer(s) on that target butt before the Director of Shooting orders general shooting or scoring to continue. The Judge concerned will participate in the scoring of that end;*

7.6.2.6.3 *The target butt and **passing** completely **through** the butt, provided all arrow holes have been marked and provided an unmarked hole can be identified, will score according to the value of the hole in the target face;*

7.6.2.6.4 *Another **arrow in the nock** and remaining embedded in it, will score the same value as the arrow struck;*

7.6.2.6.5 *Another **arrow**, and **deflecting** into the target face will score as it lies in the target face;*

7.6.2.6.6 *Another **arrow**, and then **rebounding**, will score the value of the struck arrow, provided the damaged arrow can be identified;*

7.6.2.6.7 *A target face other than a competitor's own target face, will be considered part of that end and score as a miss.*

7.6.2.6.8 *Outside the outermost scoring zone of the target face will score as a miss.*

7.6.2.7 *An arrow **found on the ground** in the shooting lane or behind the target butt, which has been claimed as a bouncer or pass through, must, in the opinion of the Judge(s), have first hit the target butt. If more than one unmarked hole is located in the scoring zone of the target face after a bouncer or pass through has occurred, the value of the lowest scoring hole will be given to the competitor;*

7.6.2.8 *In the **Olympic Round** arrows rebounding, passing through the butt or hanging from it will not stop the competition.*

7.6.3 The Director of Shooting will ensure that, after scoring, no arrows are left in the target butts before any signal is given to continue shooting.

7.6.3.1 *If arrows are accidentally felt in the target butt, the shooting will not be interrupted. A competitor may shoot that end with other arrows or make up the arrows lost after shooting over that distance has been completed. A Judge will participate in the scoring*



*of that end, making sure that the arrows which have remained in the target butt from the previous end are checked back to the competitor's scorecard before any arrows are withdrawn from the target butt.*

7.6.3.2 *In the event of a competitor **leaving arrows**, e.g. on the ground in the target area, he or she may use others provided a Judge is informed before shooting begins.*

7.6.4 Scorecards will be signed by the scorer and the competitor, indicating that the competitor agrees with the value of each arrow. If the scorer is participating in the shooting, his or her scorecard will be signed by another competitor on the same target butt.

7.6.5 In the event of a **tie in score**, the ranking of the results will be determined in the following order:

7.6.5.1 For ties occurring in all Rounds, except for those ties as set out below (7.6.5.2):

- Individuals and Teams:
  - Greatest number of scoring hits;
  - Greatest number of 10's;
  - Greatest number of X's (inner 10's);
  - After this competitors still tying will be declared equal; but for ranking purposes, i.e. position in the match play charts of Elimination Rounds, a disk toss will decide the position of those declared equal.

7.6.5.2 For ties deciding the entrance to the Elimination Rounds, or in matches deciding the progress from one stage of the competition to the next, or for deciding the medal placements after match play competition, there will be shoot-offs to break the ties (the system of the number of hits, 10's and X's will not be used):

7.6.5.2.1 *Individuals:*

- *A single arrow shoot-off for score (maximum of three shoot-offs);*
- *If there is still a tie in the third shoot-off, the arrow closest to the center of the target face will resolve the tie; or*
- *Successive single arrow nearest-to-the-center shoot-offs, until the tie is resolved.*

7.6.5.2.2 *Teams:*

- *An end of three (3) arrows (one shot by each competitor) shoot-off for score (maximum of three shoot-offs);*
- *If the score is still tied in the third shoot-off, the team with the arrow closest-to-the-center will win;*
- *If still tied the arrow second (or third) closest-to-the-center will determine the winner;*
- *If necessary there will be successive three (3) arrow (one arrow shot by each competitor) shoot-offs for score, if necessary followed by closest-to-the-center evaluation until the tie is resolved;*

## BOOK 2

### FITA CONSTITUTION AND RULES

---

- *the time limit for a Team shoot-off will be 1/3 of the applicable time limit.*

7.6.5.2.3 *Ties deciding the entrance to the Elimination Round will be broken on the distance shot last as soon as the results of the qualification round have been verified. At 30m the target set-up for the shoot-off will be as follows:*

- *For individuals there will be one competitor per target butt on neutral target butts in the middle of the field.*
- *For individuals when shooting on multiple center faces the competitor will shoot at the center in the same position (A, B, C or D) as he or she used in the competition.*
- *For each teams one target butt with one single target face, or three 80cm-centers with triangular set-up in the middle of the field will be used. The individual team members will decide which center they will shoot at when multiple centers are used.*

7.6.5.2.4 *Until official information about shoot-offs is given, competitors must remain on the competition field. A competitor who is not present at an announced shoot-off will be declared the loser of that match.*

- 7.6.6 The **Ranking** at World Championships will follow the above procedure (for details see Organizers Manual of the Outdoor Target Archery Championships, Appendix II).
- 7.6.7 The Ranking at other tournaments will follow the above procedure, however those competitors eliminated during the Olympic Round with scores tying will be ranked equal and will be given the same position (without considering the number of hits, 10's and X's).
- 7.6.8 At the end of the Tournament the Organizing Committee must supply complete **result lists** to all participants: Competitors, Team Captains, Council Members, Congress Delegates who are present, Judges and the Director of Shooting.

## 7.7 SHOOTING CONTROL AND SAFETY

7.7.1 A Director of Shooting will be appointed.

7.7.1.1 *Whenever possible this will be a Judge. He will not participate in the shooting.*

7.7.1.2 *Assistants may be appointed as necessary at the discretion of the Organizers to assist the Director of Shooting in the execution of all the duties.*

7.7.2 The Director of Shooting will institute and enforce any reasonable safety measures he considers necessary (see also 7.1.1.12) his duties include:

7.7.2.1 *Controlling the shooting, regulating the timing of ends, and the order in which the competitors will occupy the shooting line;*

- 7.7.2.2 *Exercising control over the use of the loudspeaker equipment, the activities of photographers, etc., so that competitors are not disturbed;*
  - 7.7.2.3 *Ensuring that spectators remain behind the barriers enclosing the shooting range.;*
  - 7.7.2.4 *In the case of an emergency giving a series of not less than five sound signals for all shooting to cease. If shooting is suspended during an end for any reason, one sound signal will be given for shooting to continue;*
  - 7.7.2.5 *A competitor **arriving after shooting has started** will forfeit the number of arrows already shot, unless the Director of Shooting is satisfied that the competitor was delayed by circumstances beyond his or her control. In this case the competitor may be allowed to make up the lost arrows after the distance then being shot is completed, but in no circumstances may that be more than 12 arrows. It is not possible for a competitor to make up arrows in the Elimination and Finals Rounds;*
  - 7.7.2.6 *The Director of Shooting, in consultation with the Judges, has authority, to **extend the time limit** in exceptional circumstances. Any such special ruling introduced must be announced to the competitors before having effect. In such cases, the final results list must include the special ruling and the reasons for it. When visual time controls are in use, the thirty seconds remain unchanged;*
- 7.7.3 No competitor may **draw** his or her **bow**, with or without an arrow, except when standing on the shooting line. If an arrow is used, the competitor will aim toward the target butts, but only after being satisfied that the range is clear both in front of and behind the target butts.
- 7.7.3.1 *If a competitor, while drawing the bow with an arrow before the shooting starts, or during breaks between distances, releases an arrow, intentionally or otherwise, this arrow will count as part of the next end of scoring arrows to be shot.*
  - 7.7.3.2 *The scorer will make a note to this effect on the competitor's scorecard and enter the values of all hits for that end (3, 6 or 9 arrows as the case may be), but the highest scoring arrow will be forfeited. This entry on the scorecard must be initialed by a Judge and the competitor concerned.*
- 7.7.4 While shooting is in progress, only those competitors whose turn is to shoot may be on the shooting line. (see article 7.5.4.7.4)
- 7.7.4.1 *All other competitors, with their equipment, will remain behind the waiting line. After a competitor has shot his or her arrows, he or she will immediately retire behind the waiting line, the competitor may leave the spotting scope on the shooting line between ends providing it does not create an obstacle for any other competitor.*
  - 7.7.4.2 *In the Olympic Round Team event, only one competitor at a time may be on the line to shoot, while the other two competitors re-*

## BOOK 2

### FITA CONSTITUTION AND RULES

---

*main behind the 1-meter line waiting for the first competitor to cross back over the 1-meter line (see article 7.5.2.3 wheelchair competitors).*

- 7.7.5 No competitor may **touch the equipment** of another without the latter's consent. Serious cases may lead to penalties being applied.
- 7.7.6 No **smoking** is allowed in and/or in front of the competitors' area.
- 7.7.7 When **drawing** back the string of his bow a competitor must not use any **technique** which, in the opinion of the Judges, could allow the arrow, if accidentally released, fly beyond a safety zone or safety arrangements (overshoot area, net, wall etc.). If a competitor persists in using such a technique, he or she will, in the interest of safety, be asked by the Chairperson of the Judges Commission and/or the Director of Shooting to stop shooting immediately and to leave the field.

## 7.8 PENALTIES

### 7.8.1 Eligibility, disqualification,

- 7.8.1.1 Competitors are not eligible to compete in FITA events if they do not meet the requirements laid down in Chapter 2 of the FITA Constitution and Rules.
- 7.8.1.2 A competitor found guilty of breaking any of those rules may be eliminated from the competition and will lose any position he or she may have gained.
- 7.8.1.3 A competitor is not eligible to compete in FITA Championships if his or her Member Association does not meet the requirements laid down in article 3.7.2.
- 7.8.1.4 A competitor found competing in a class laid down in Chapter 4.2, the requirements of which he or she does not fulfill, will be eliminated from the competition and lose any position gained.
- 7.8.1.5 A competitor found guilty of doping according to the rules laid down in Book1, Appendix5 of the FITA Constitution and Rules will be subject to the following penalties (see also Book1, Appendix5, articles 9.10 and 9.11):
- Regardless of any penalty being imposed by the Member Association concerned, FITA will annul the results achieved in the competition and any prizes or medals awarded must be returned to the FITA office.
  - If the competitor has shot in a team event, the result of the team will be annulled.
  - In addition to this the penalties of article 9 and 10 of Appendix5 will apply.
  - A competitor suspended for a doping offence may not participate in any FITA event organized by FITA or a member of FITA before the end of his or her suspension.
- 7.8.1.6 Any competitor found to be using equipment contravening FITA Rules may have his or her scores disqualified (7.3).
- 7.8.1.7 Competitors or teams repeatedly found shooting more arrows per end than allowed may have their scores disqualified (7.6.2.2).

- 7.8.1.8 A competitor proved to have broken any rules and regulations knowingly may be ruled to be not eligible to participate in the competition. The competitor will be eliminated and will lose any position he or she may have gained (7.9.1.13).
- 7.8.1.9 When drawing back the string of the bow a competitor must not use any technique which, in the opinion of the Judges, could allow the arrow, if accidentally released, fly beyond a safety zone or safety arrangements (overshoot area, net, wall etc.). If a competitor persists in using such a technique, he or she will, in the interest of safety, be asked by the Chairman of the Judges Commission and/or the Director of Shooting to stop shooting immediately and leave the field. (7.7.7)

## 7.8.2 Losing the score of arrows

- 7.8.2.1 *A competitor arriving after shooting has started will forfeit the number of arrows already shot, unless the Director of Shooting is satisfied that the competitor was delayed by circumstances beyond his or her control. (7.7.2.5)*
- 7.8.2.2 *In the case of an equipment failure a competitor will only be allowed to make up the number of arrows that can be shot within 15 minutes following the standard order of shooting for make-up arrows. All other arrows will be lost (7.4.2.5; see 7.4.2.7 for an unexpected medical problem).*
- 7.8.2.3 *An arrow shot before or after the specified time or out of sequence will be considered as being part of that end and will cause the competitor to lose the highest scoring arrow of that end which will be scored as a miss. An arrow shot before or after the specified time or out of sequence that can be clearly identified by the Judge(s) (in competitions where Judges are assigned to spot the arrows) will cause the archer to lose the value of that arrow. (7.4.2.2/3, see also 7.6.2.2)*
- 7.8.2.4 *An arrow shot on the competition field after the DOS has officially closed the practice session on the competition field, (which is after the pulling of the practice arrows), or during the breaks between distances or rounds will be considered as part of the next scoring end and will cause the competitor to lose the highest scoring arrow of that end. (7.4.2.4, see also article 7.6.2.2).*
- 7.8.2.5 *In the Olympic Round Team event, if any of the three competitors of a team shoots an arrow before or after the relevant signal to start or finish the time period, that arrow will count as part of that end and will cause the Team to lose the highest scoring arrow of that end which will be scored as a miss. An arrow shot before or after the specified time, or out of sequence, that can be clearly identified by the Judge(s) (in competitions where Judges are assigned to spot the arrows) will cause the team to lose the value of that arrow. (7.4.2.10, see also article 7.6.2.2)*
- 7.8.2.6 *If more than three arrows (or six as the case may be), belonging to the same competitor (or team member) or nine in the case of a team event, should be found in the target butt or on the ground near the target butt, or in the shooting lanes, only the three low-*

*est (or six or nine lowest, as the case may be) in value will be scored. (7.6.2.2)*

7.8.2.7 *In the Olympic Round Team event, if one member of the team shoots more than 3 arrows, the following rule applies:*

*If any competitor fails to shoot all of his/her three (3) arrows in an end (of 9) the number of un-shot arrows will still form part of that end. An un-shot arrow will be recorded as a miss. If the total number of arrows, including all un-shot arrows in any one end exceeds nine (9) arrows, article 7.8.2.6 will apply.*

7.8.2.8 *An arrow hitting a target face other than the competitor's own target face will be considered as part of that end and scored as a miss (7.6.2.6.7).*

**7.8.3 Team Round Time penalties** (for details of procedure see the FITA Organizers Manual of the Target Archery Championships):

7.8.3.1 *If a member of a team crosses the 1-meter line too soon the Judge will raise the yellow card or will switch on a yellow light in front of the shooting line. This card or light indicates that the competitor will have to return behind the 1-meter line to start over again or be replaced by another competitor with arrows to shoot who must start from behind the 1-meter line.*

7.8.3.2 *If the team does not obey the yellow card (or light) and the competitor shoots his or her arrow, the team will lose the highest scoring arrow for that end or lose the value of that arrow if it can be clearly identified by the Judge(s) (in competitions where Judges are assigned to spot the arrows).*

7.8.3.3 *The same procedure applies if a team member removes an arrow from the quiver before standing on the shooting line.*

**7.8.4 Warnings**

*Competitors who have been warned more than once and who continue breaking the following FITA rules or who do not follow decisions and directives (which can be appealed) of the assigned Judges will be treated according to 7.8.1.8 (7.9.1.13).*

7.8.4.1 *No smoking is allowed in and/or in front of the competitors' area. (7.7.6)*

7.8.4.2 *No competitor may touch the equipment of another without the latter's consent. (7.7.5)*

7.8.4.3 *No competitor may draw his or her bow, with or without an arrow, except when standing on the shooting line. (7.7.3)*

7.8.4.4 *While shooting is in progress, only those competitors whose turn is to shoot may be on the shooting line. (7.7.4)*

7.8.4.5 *A competitor may not raise his or her bow arm until the signal to start shooting is given. (7.4.3)*

7.8.4.6 *Neither the arrows nor the target face will be touched until all the arrows on that target butt have been recorded (7.6.2.1)*

7.8.4.7 *When drawing back the string of the bow a competitor must not use any technique which, in the opinion of the Judges, could al-*

*low the arrow, if accidentally released, fly beyond a safety zone or safety arrangements (overshoot area, net, wall etc.). (7.7.7)*

## 7.9 JUDGING

7.9.1 The Judges' duties are to ensure that the tournament is conducted according to the FITA Constitution & Rules, and in fairness to all competitors.

- 7.9.1.1 *At least **one Judge for every ten target butts** in Target Archery will be appointed except for Tournaments shot according to article 3.11.1.1. However there must always be a minimum of three Judges. Their duties will as follows:*
- 7.9.1.2 *They will check all **distances** and the correct **layout** of the range; the dimensions of **target faces** and **target butts**; that the faces are set at the correct **height** from the ground or floor; that all butts are set at a uniform **angle** in Target Archery.*
- 7.9.1.3 *They will check all the necessary **venue equipment**;*
- 7.9.1.4 *They will check all **competitors' equipment** before the Tournament (time to be stated on the tournament program) and at any time thereafter during the Tournament;*
- 7.9.1.5 *They will control the **conduct of the shooting**;*
- 7.9.1.6 *They will control the **conduct of the scoring**;*
- 7.9.1.7 *They will verify the scoring in the Elimination and Finals Rounds;*
- 7.9.1.8 *They will **consult with the Director of Shooting** on questions which arise regarding the shooting;*
- 7.9.1.9 *They will handle any **disputes and appeals** which may arise and, where appropriate, pass them on to the Jury of Appeal;*
- 7.9.1.10 *They will in liaison with the Director of Shooting, **interrupt the shooting** if necessary, because of weather conditions, power failures, a serious accident, or other occurrences, but to ensure if at all possible, that each day's program is completed on that day;*
- 7.9.1.11 *They will consider relevant **complaints** or requests from Team Captains and where applicable to take suitable action. Collective decisions will be made by a simple majority of votes. In case of a tie, the Chairperson will have a tie breaking vote;*
- 7.9.1.12 *They will deal with **questions** concerning the conduct of the shooting or the conduct of a competitor. These questions must be lodged with the Judges without any undue delay and in any event must be lodged before the prize giving. The ruling of the Judges or Jury of Appeal, as applicable, will be final.*
- 7.9.1.13 *They will control that competitors and officials **conform with the FITA Constitution and Rules** as well as with decisions and directives the Judges may find necessary to make. A competitor*

## BOOK 2

### FITA CONSTITUTION AND RULES

---

*proved to have transgressed any rules and regulations knowingly may be ruled to be not eligible to participate and be eliminated and will lose any position he or she may have gained.*

#### 7.10 QUESTIONS AND DISPUTES

7.10.1 In the disciplines of Outdoor Target Archery, any competitor on the target butt will refer any questions about the **value of an arrow** in the target face to a Judge before any arrows are drawn.

7.10.1.1 *Should any competitor on the target butt be dissatisfied with the Judge's ruling, the **majority decision** of that Judge and no more than two other available Judges will be **final**.*

7.10.1.2 *A mistake on the scorecard discovered before the arrows are drawn may be corrected, but the correction must be witnessed and initialed by one of the Judges before the arrows are drawn. Any other disputes concerning entries on a scorecard must be referred to a Judge.*

7.10.1.3 *Should **range equipment be defective or** a target face become unreasonably worn or otherwise damaged, a competitor or Team Captain may appeal to the Judges to have the defective item replaced or remedied.*

7.10.2 Questions concerning the conduct of the shooting or the conduct of a competitor must be lodged with the Judges before the next stage of the competition.

7.10.2.1 *Questions regarding the daily **published results** must be lodged with the Judges without any undue delay, and in any event must be lodged in time to allow corrections to be made before the prize giving.*

#### 7.11 APPEALS

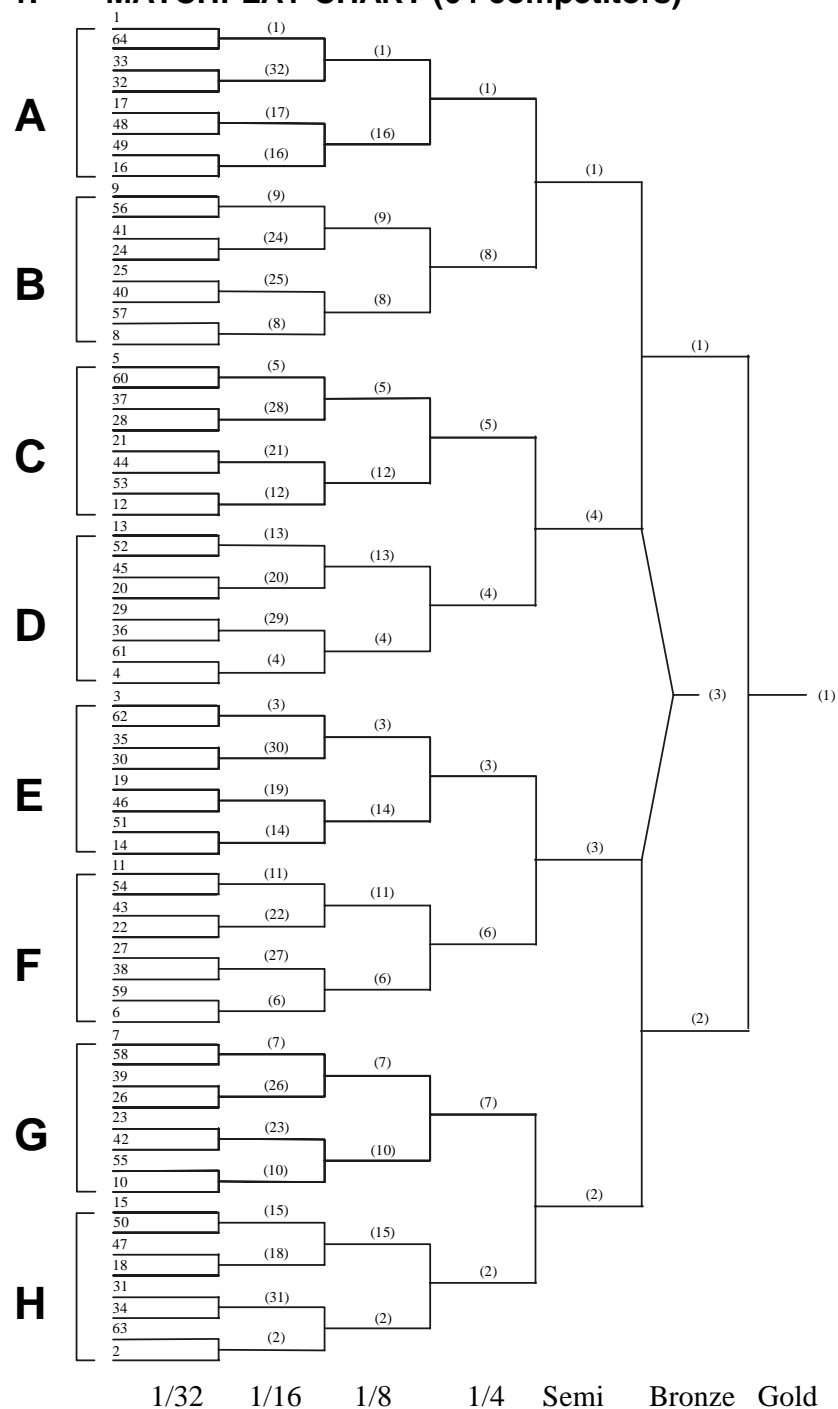
7.11.1 In the event of a competitor not being satisfied with a ruling given by the Judges, he or she may, except as provided for in article 7.10.1 above, appeal to the Jury of Appeal according to article 3.13. Trophies or prizes which may be affected by a dispute will not be awarded until the Jury ruling has been given.



**APPENDIX 1 BOOK 2**

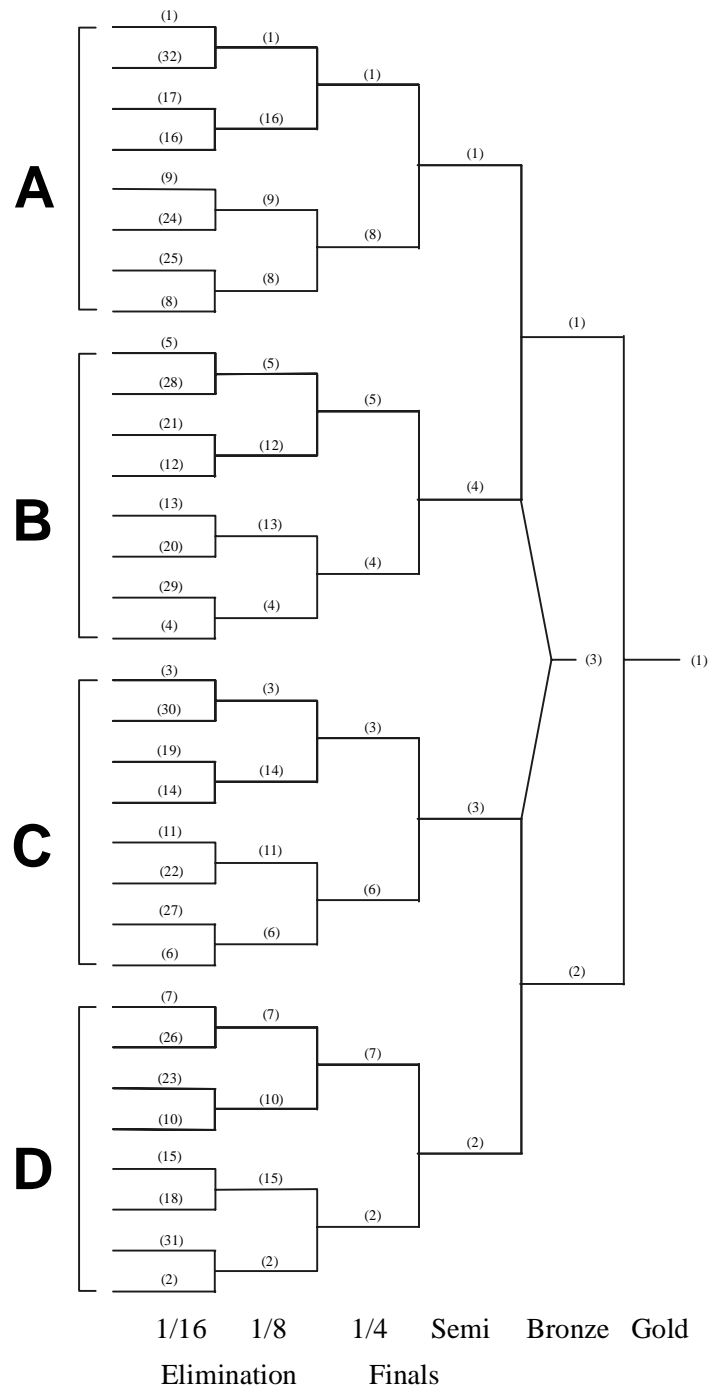
**VENUE EQUIPMENT – Seeding Diagrams**

**1. MATCHPLAY CHART (64 competitors)**

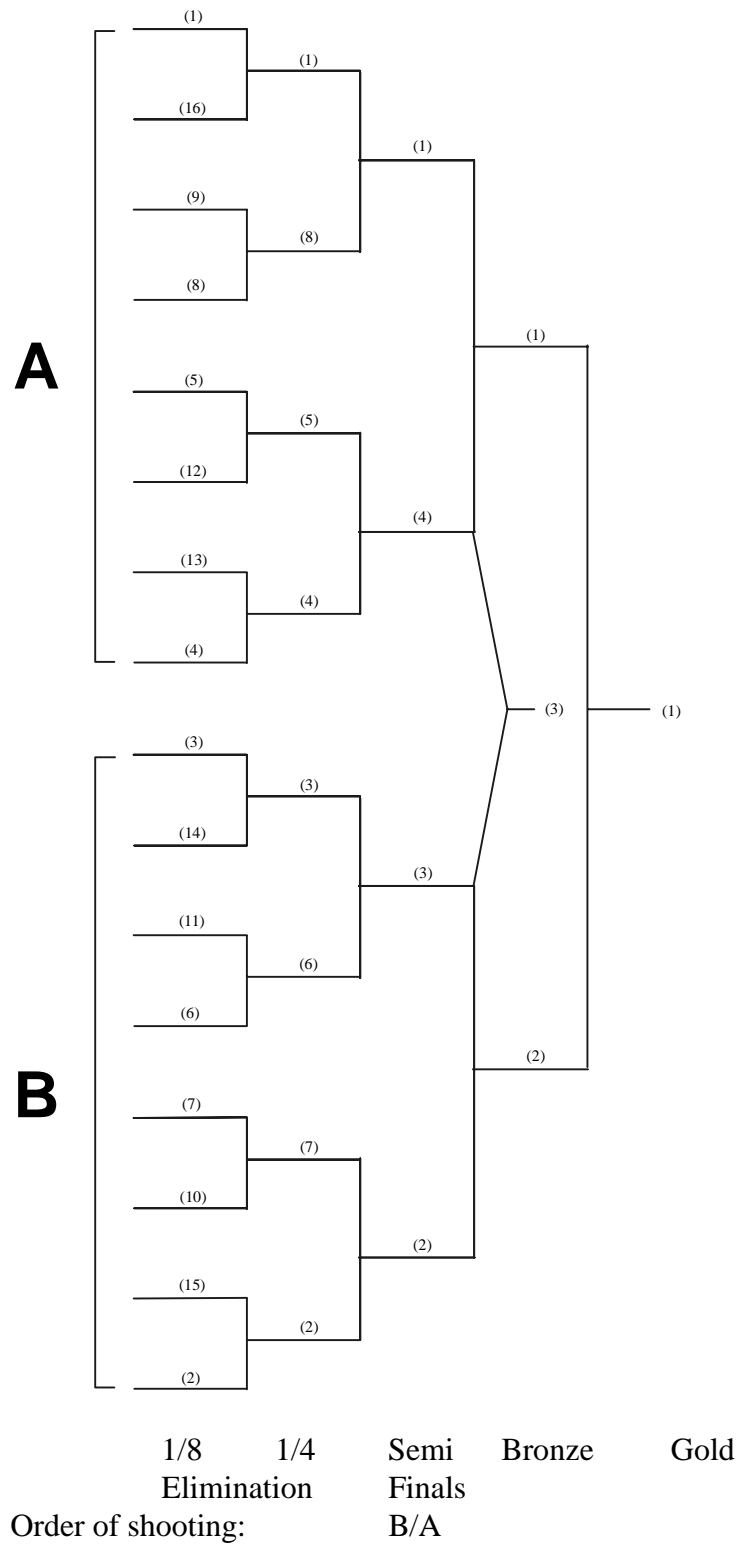


Order of shooting: all all all CD/EF GH/AB EF GH ABCD

**2. MATCHPLAY CHART (32 competitors)**



**3. MATCHPLAY CHART (16 competitors or 16 teams)**



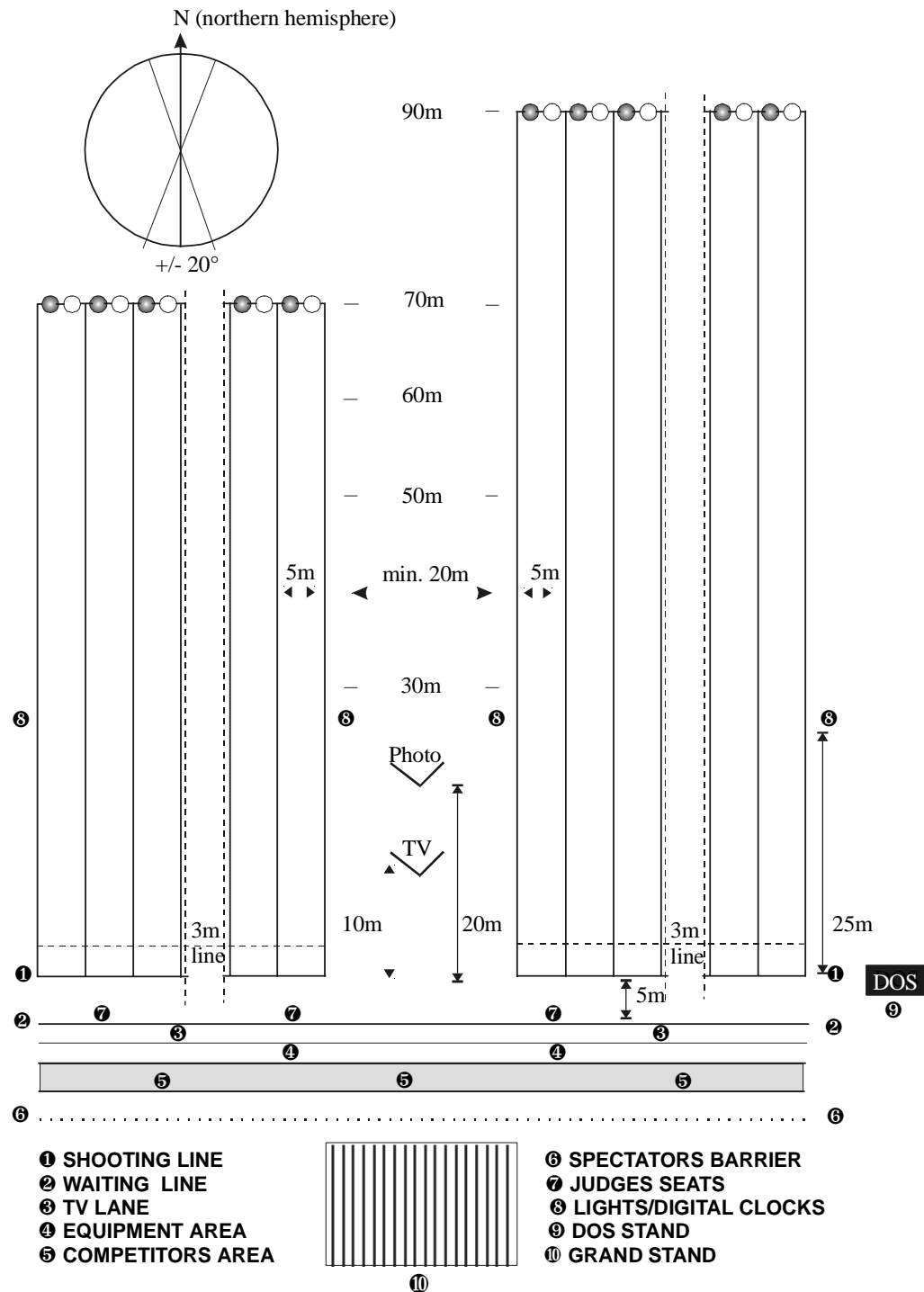
# **BOOK 2**

## **FITA CONSTITUTION AND RULES**

---

**VENUE EQUIPMENT – Range Layouts**

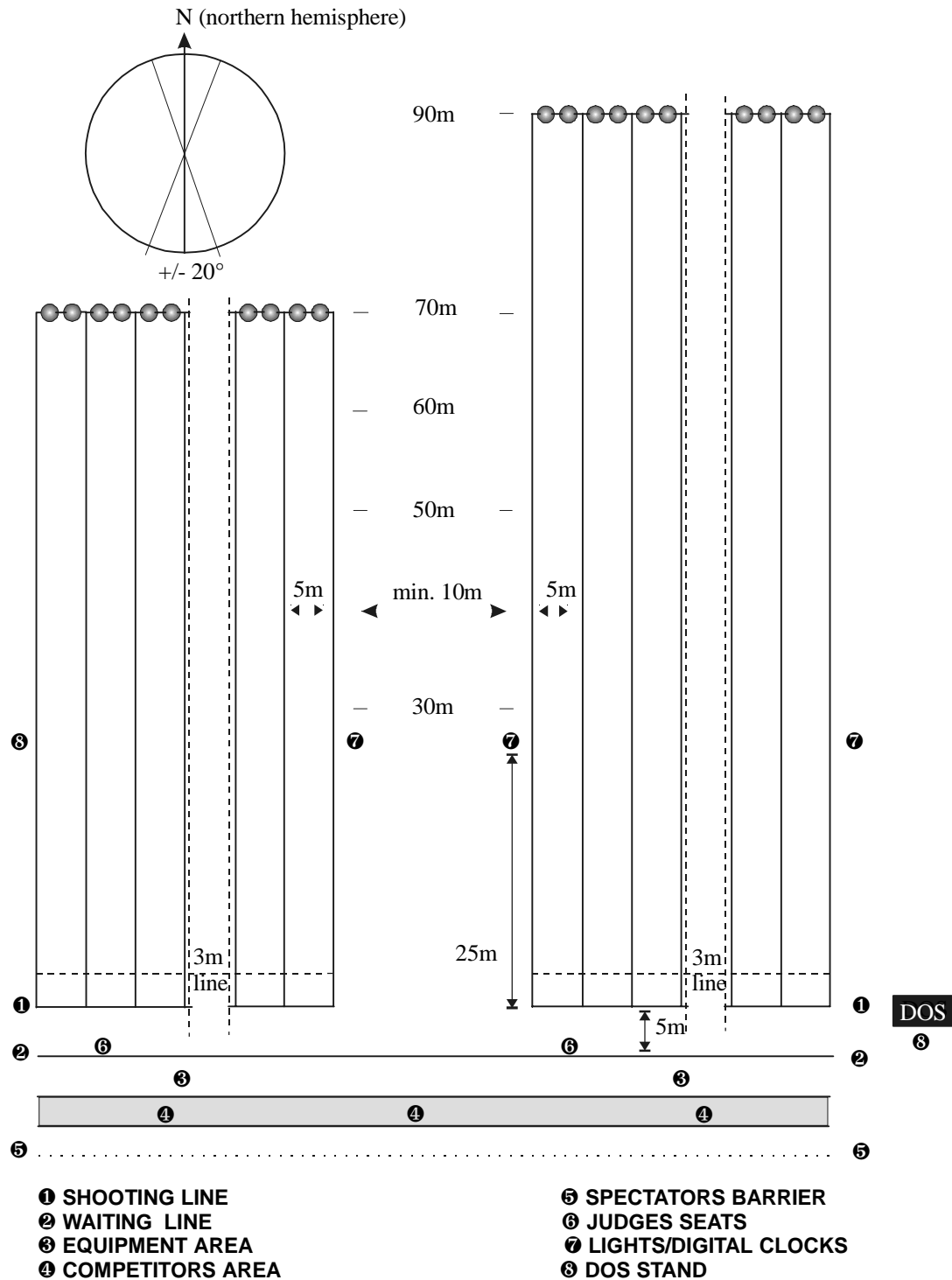
**1. RANGE LAYOUT - MAJOR EVENTS (Recommendation)**



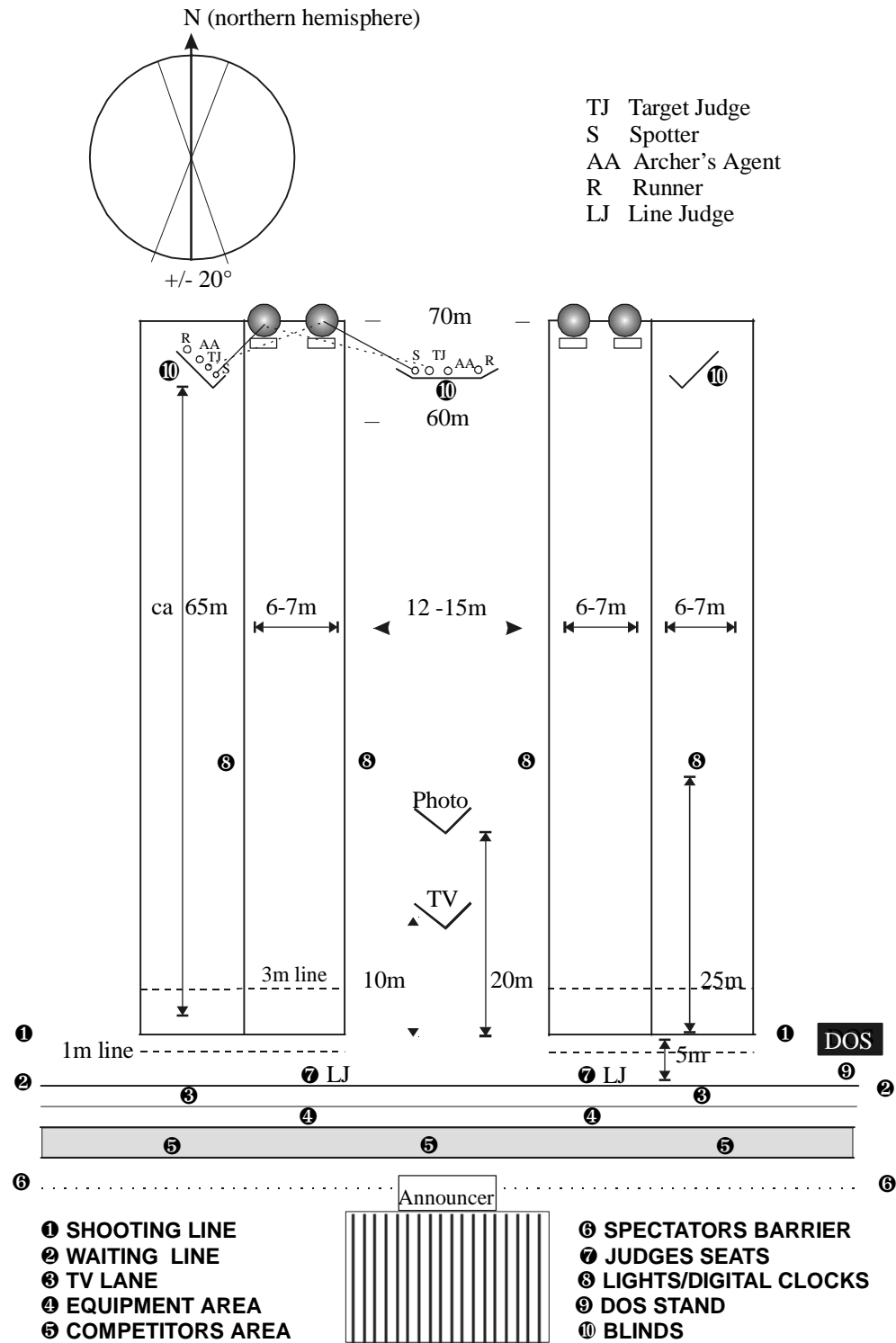
# BOOK 2

## FITA CONSTITUTION AND RULES

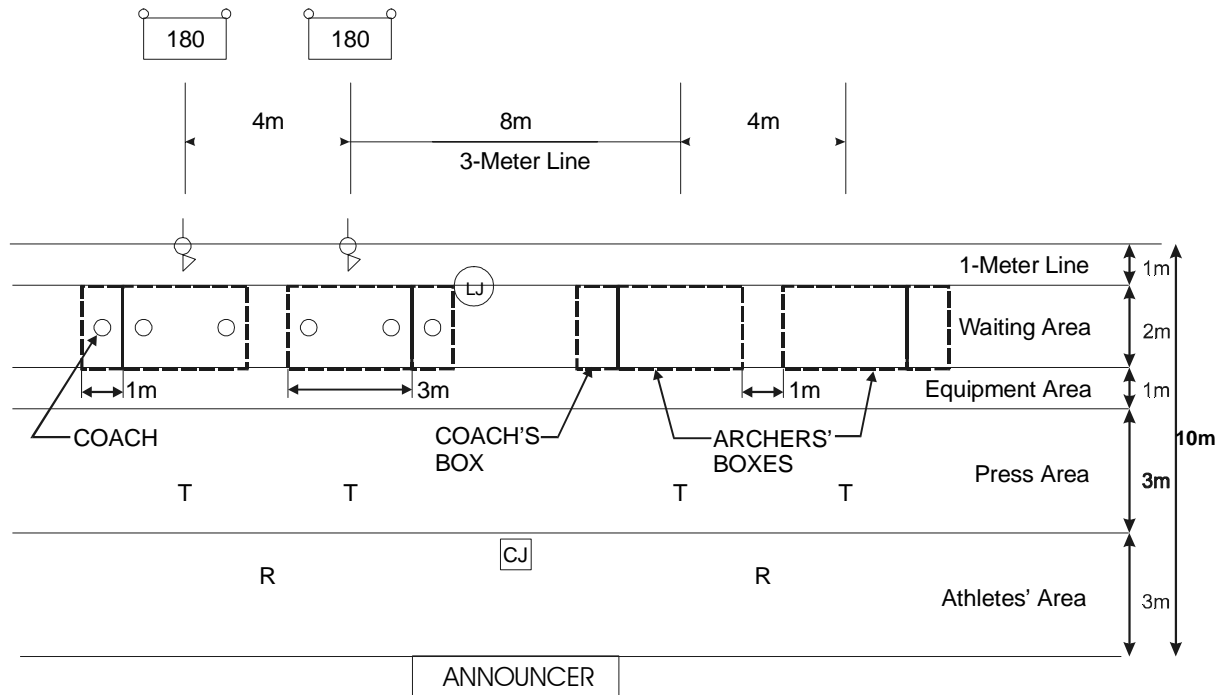
### 2. RANGE LAYOUT - OTHER EVENTS (Recommendation)



**3. RANGE LAYOUT - OLYMPIC ROUND FINALS (Recommendation)**



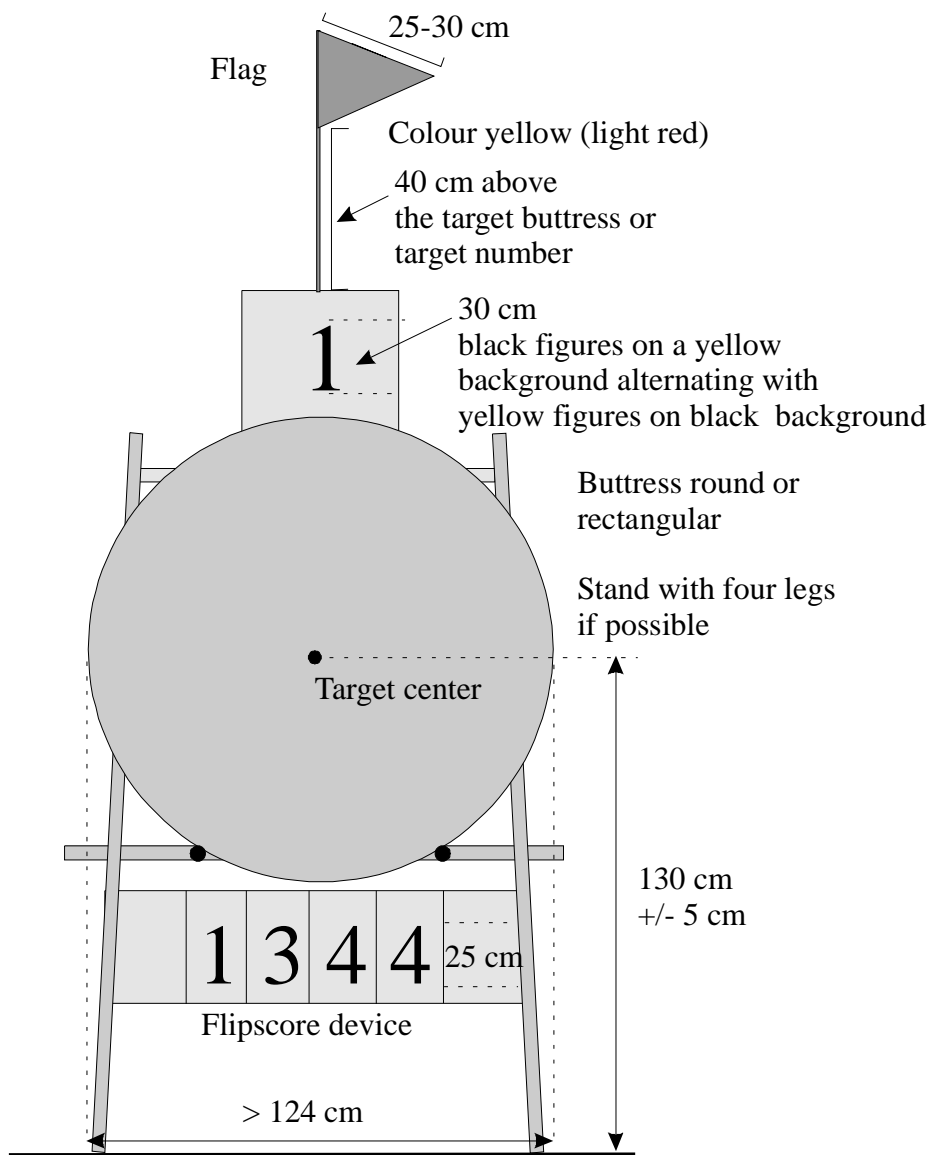
**4. SHOOTING LINE LAYOUT - OLYMPIC ROUND TEAMS FINALS  
(Recommendation)**





## VENUE EQUIPMENT – Target-Faces

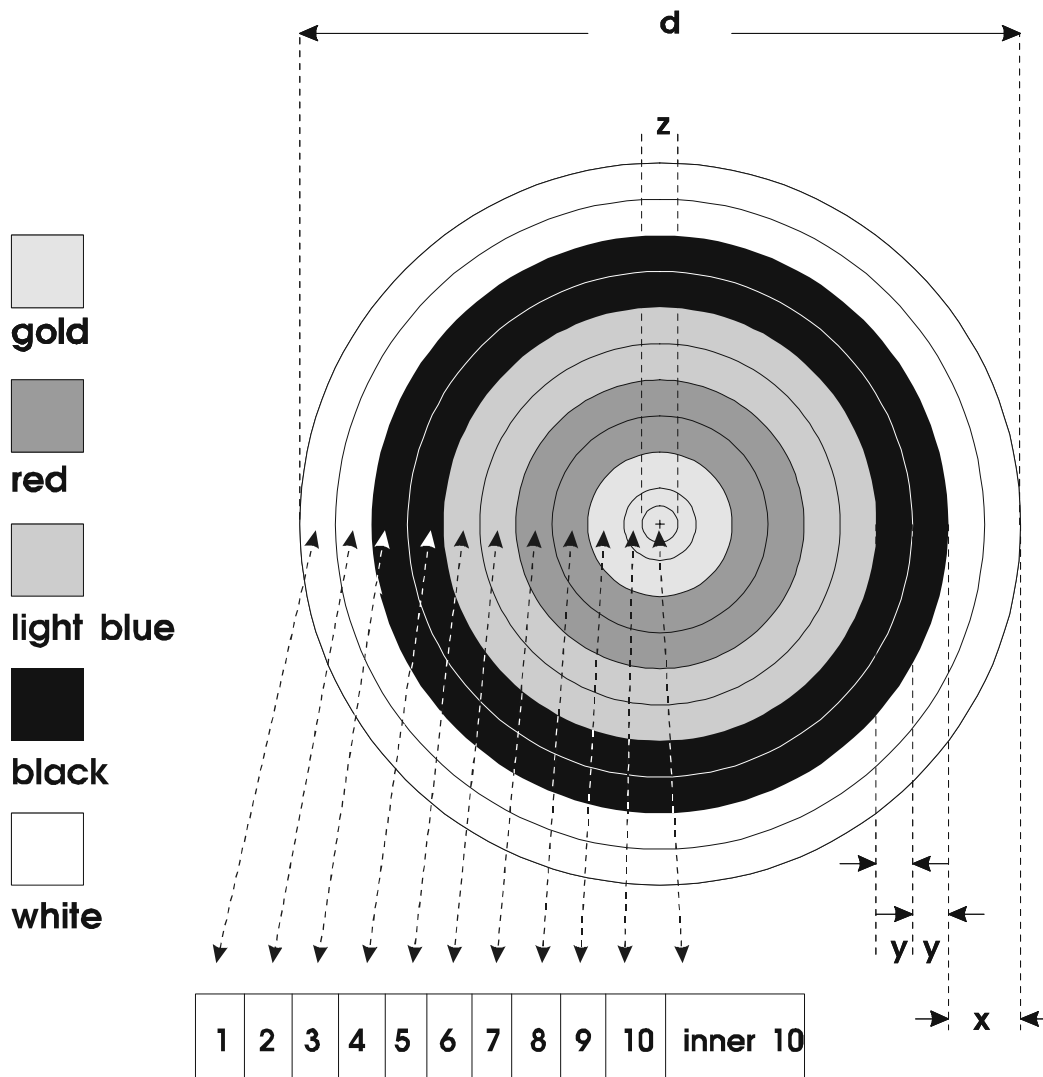
**1. OUTDOOR BUTT SET-UP**  
 article 7.1.1.3/4 and article 7.2.3



# BOOK 2

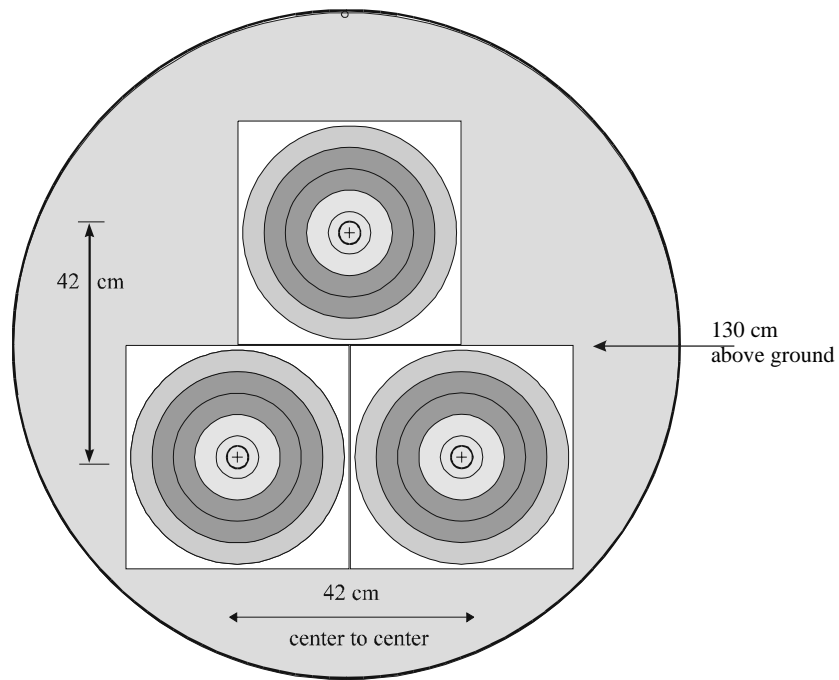
## FITA CONSTITUTION AND RULES

### 2. OUTDOOR TARGET FACE

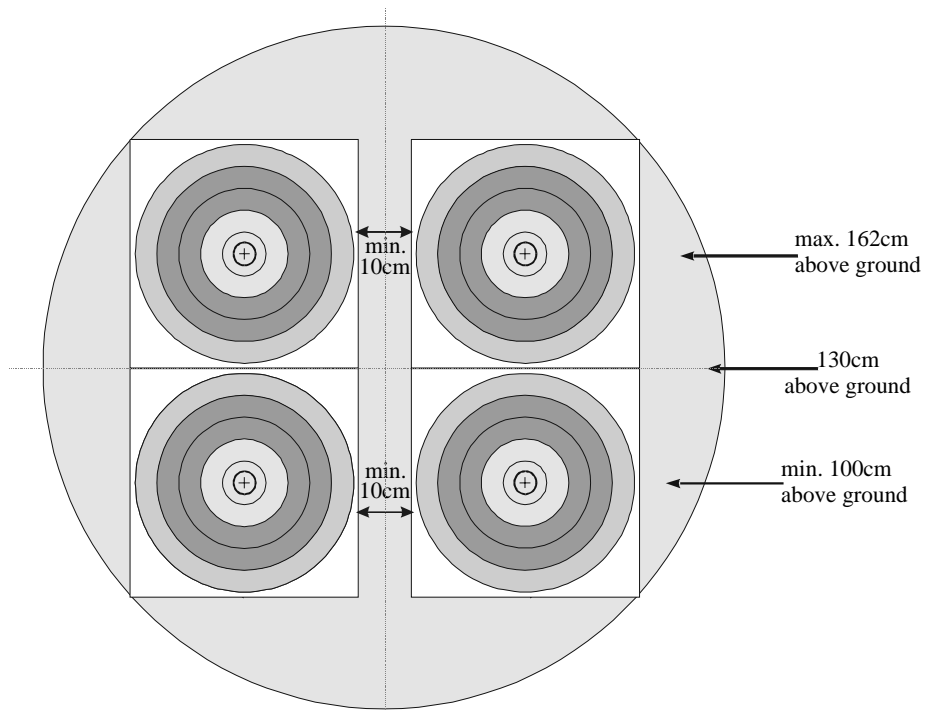


$d$	$x$	$y$	$z$
diameter of face	color zone	scoring zone	diameter of inner 10
122 cm	12.2 cm	6.1 cm	6.1 cm
80 cm	8 cm	4 cm	4 cm

**3. OUTDOOR - 80CM-CENTER MULTIPLE FACE SET-UP**  
 articles 7.1.1.5 and 7.1.1.6



80cm-center symmetrical triangular set-up



80cm-center four-center-set-up

# **BOOK 2**

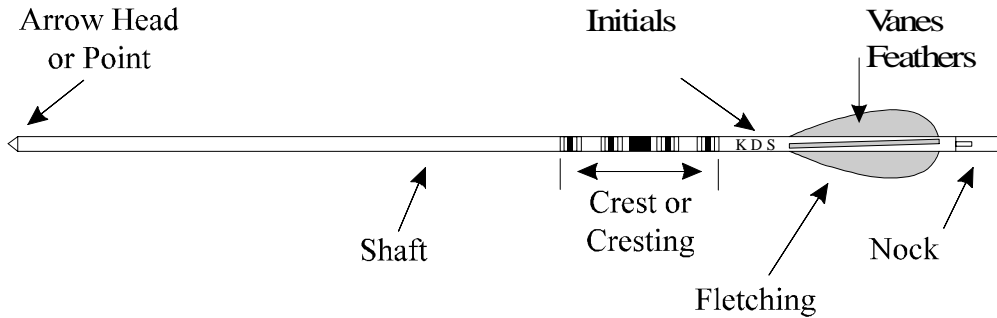
## **FITA CONSTITUTION AND RULES**

---

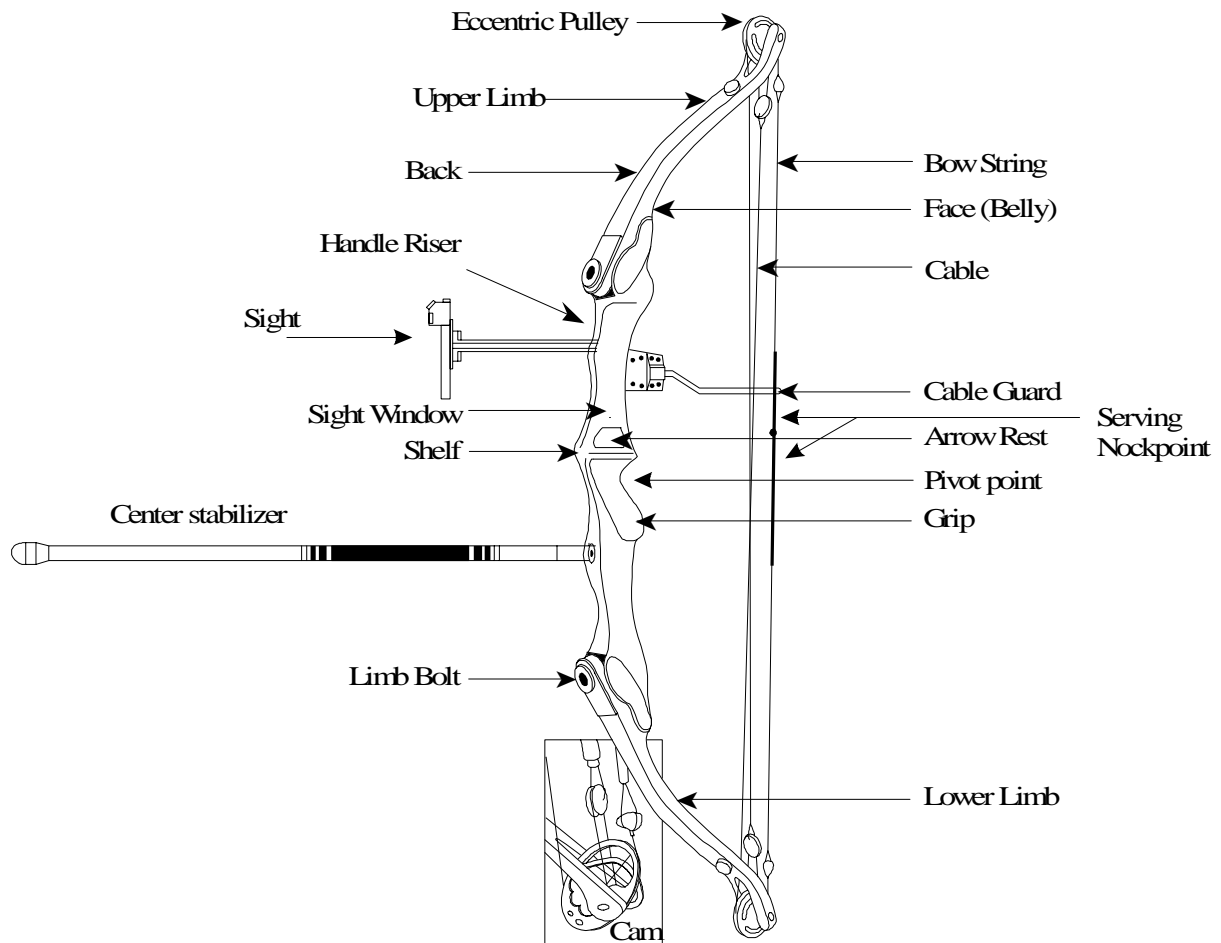
**APPENDIX 2 BOOK 2**

**COMPETITORS' EQUIPMENT**

**1. ARROW**  
article 7.3.1.7



**2. COMPOUND BOW**  
article 7.3.3



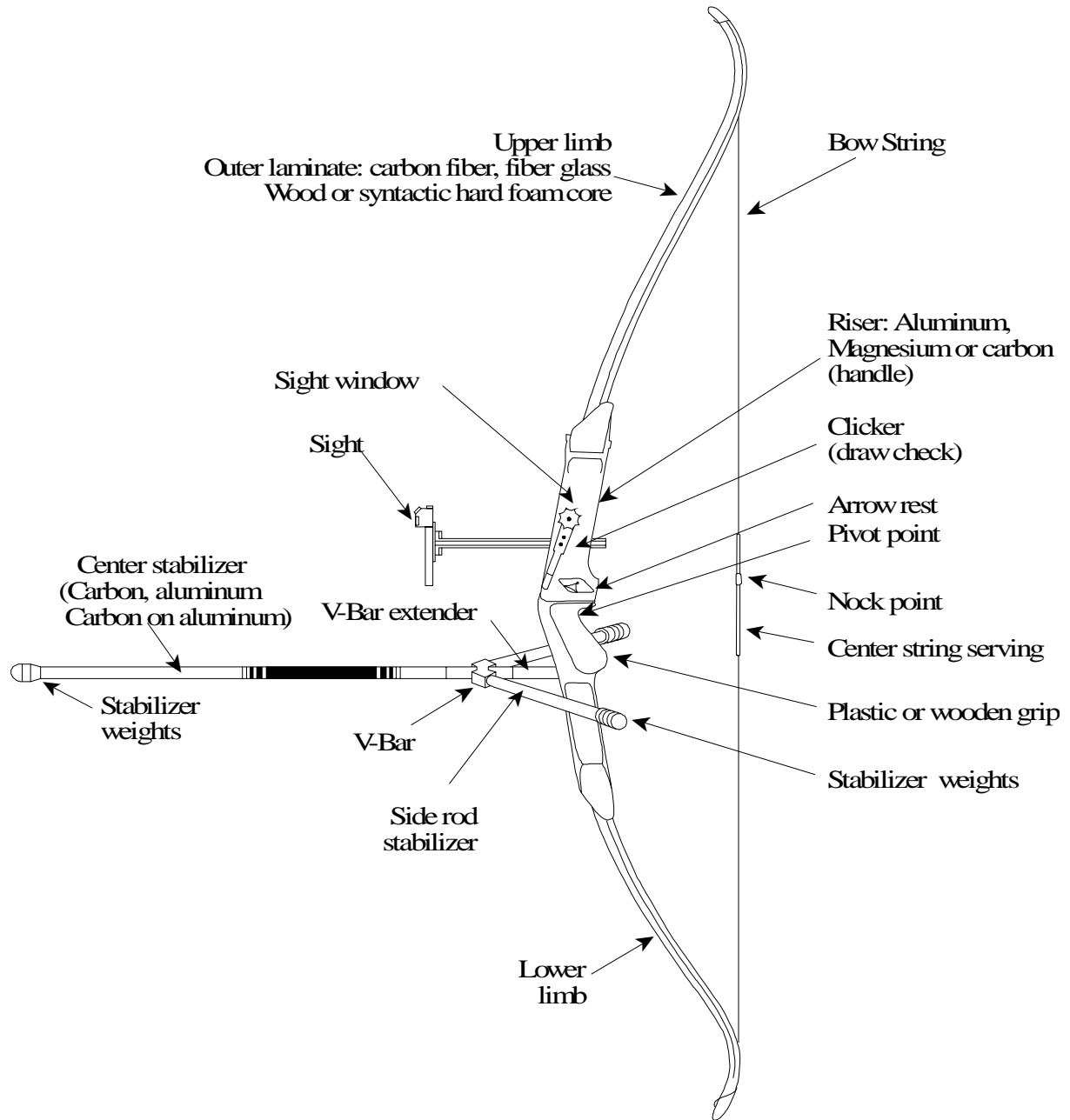
# BOOK 2

## FITA CONSTITUTION AND RULES

---

### 3. RECURVE BOW

article 7.3.1



APPENDIX 3 BOOK 2

**SCORECARDS**

**1. MODEL SCORECARDS OUTDOOR OLYMPIC ROUND Individuals**

1/32nd ELIMINATION							
1	2	3	4	5	6	End	Total
<b>Hit</b>		<b>10s</b>		<b>Xs</b>		<b>Shoot-off</b>	

1/16 ELIMINATION							
1	2	3	4	5	6	End	Total
<b>Hit</b>		<b>10s</b>		<b>Xs</b>		<b>Shoot-off</b>	

Archer's Signature: \_\_\_\_\_

Archer's Signature: \_\_\_\_\_

Scorer's Signature: \_\_\_\_\_

Scorer's signature: \_\_\_\_\_

Archer: \_\_\_\_\_

Registration Number: \_\_\_\_\_

1/4 FINAL				
1	2	3	End	Total
<b>Hits</b>	<b>10s</b>	<b>Xs</b>	<b>Shoot</b>	
			<b>-off</b>	

GOLD /BRONZE				
1	2	3	End	Total
<b>Hits</b>	<b>10s</b>	<b>Xs</b>	<b>Shoot</b>	
			<b>-off</b>	

Archer's Signature: \_\_\_\_\_

Archer's Signature: \_\_\_\_\_

Scorer's Signature: \_\_\_\_\_

Scorer's signature: \_\_\_\_\_

# BOOK 2

## FITA CONSTITUTION AND RULES

---

### 2. MODEL SCORECARDS - OUTDOOR OLYMPIC ROUND - Teams

1/8 ELIMINATION				
1	2	3	End	Total
<b>Hits</b>	<b>10s</b>	<b>Xs</b>	<b>Shoot</b>	
			<b>-off</b>	

1/4 FINAL				
1	2	3	End	Total
<b>Hits</b>	<b>10s</b>	<b>Xs</b>	<b>Shoot</b>	
			<b>-off</b>	

Archers' Signature: \_\_\_\_\_

Archers' Signature: \_\_\_\_\_

Scorer's Signature: \_\_\_\_\_

Scorer's signature: \_\_\_\_\_

Team: \_\_\_\_\_

SEMI-FINAL				
1	2	3	End	Total
<b>Hits</b>	<b>10s</b>	<b>Xs</b>	<b>Shoot</b>	
			<b>-off</b>	

Total

GOLD/BRONZE				
1	2	3	End	Total
<b>Hits</b>	<b>10s</b>	<b>Xs</b>	<b>Shoot</b>	
			<b>-off</b>	

Total

Archers' Signature: \_\_\_\_\_

Archers' Signature: \_\_\_\_\_

Scorer's Signature: \_\_\_\_\_

Scorer's signature: \_\_\_\_\_