



JOAD HANDBOOK

USA Archery JOAD
711 North Tejon Street
Colorado Springs, CO 80903
www.usarchery.org

Revised 10/2009 – Version 2

A program of



USA Archery is pleased to offer this revised edition of the JOAD Handbook. The following pages are designed to help guide the JOAD Club Leaders to succeed in their JOAD Programs. The pages allow for updates and changes and will fit into an 8.5" x 11" three ring binder. Any suggestions or comments about this handbook can be sent to the JOAD Coordinator. This information and other additional information is available on the JOAD section of the USA Archery website at www.usarchery.org.

This revised edition is dedicated to the memory of George Helwig, Founder of the Junior Olympic Archery Development (JOAD) Program. His dedication to the sport of Archery and to the youth that enjoy this sport will not be forgotten.



USA Archery JOAD

711 North Tejon Street
Colorado Springs, CO 80903
Phone (719) 866 - 4450 Fax (719) 632-4733
www.usarchery.org

USA Archery JOAD Coordinator
Diane Watson
joad@usarchery.org
dwatson@usarchery.org

Table of Contents

Chapter 1: JOAD Club Information	7
1.1.1 Why start a JOAD club?	7
1.1.2 Starting a JOAD Club.....	7
1.1.3 Club Name.....	7
1.1.4 JOAD Club Charter	7
1.1.5 JOAD Club Leadership.....	8
1.1.6 New Members	8
1.1.7 Equipment and Supplies	8
1.1.8 Practice and Fees	8
1.1.9 USA Archery Membership Benefits.....	9
1.1.10 Club Responsibilities	9
Chapter 2: JOAD Leadership	10
2.1.1 JOAD Committee.....	10
2.1.2 The National Coordinator	10
2.1.3 The Regional Coordinators	10
2.1.4 State Coordinators	10
2.1.5 2009 JOAD Committee	10
Chapter 3: JOAD Program Structure	12
3.1.1 Eligibility	12
3.1.2 JOAD Achievement Awards	12
3.1.3 JOAD Qualification Rounds.....	12
3.1.4 JOAD Olympian Achievement Requirements	13
3.1.5 JOAD Olympian Awards	14
3.1.6 JOAD National Championships.....	14
Chapter 4: Tournament Information	15
4.1.1 Tournament Sanctioning.....	15
4.1.2 Officials	16
4.1.3 Dress Code	16
4.1.4 Equipment Inspection.....	17
4.1.5 Double Scoring	17
4.1.6 Olympic Round Competition	17
4.1.7 Etiquette.....	18

4.1.8 Disciplines, Divisions and Categories 19

Chapter 5: Appendix Pages

History of USA Archery

Archery is often described as “the sport of man since time began.” When modern-day archers employ the bow and arrow for fun and recreation, they are practicing a skill almost as old as human existence itself. From prehistoric man to the Egyptians, Crusaders, Mongols, Native Americans, Huns, etc. archery has played a major part in the history of man and civilizations. Inevitably, the a bow and arrow made their way into the myths and legends of many civilizations: Among the legendary (and historical) archer heroes are Odysseus, the Amazons, Genghis Khan, Tamerlane, Sultan Saladin, Robin Hood and our own Hiawatha, to name a few. Archer still very much appeals to man’s basic instincts. It gives him a chance to relive the exploits of his warrior ancestors, who conquer enemies and sustained life with little else than their bow and arrows. As Geronimo once said, “The spirit of the bow dwells in the heart of all young men (and women).”

There are, however, many more practical reasons behind the greater popularity of archery today. It is a fun, family sport that can be played individually or in groups. People of men and women alike and all ages from two to 102 can enjoy archery. Unlike many other sports, success is not dependent on strength, height, or body size. It is a sport for everyone, and a great way to develop physical fitness.

In the modern era, the Thompson brothers, Maurice and Will, revived the popularity of archery in the United States. Following the Civil War the brothers returned to Georgia to find that the Union Soldiers had burned their plantation to the ground. Crushed, and with no means of making a living, the brothers decided to live off the land in the neighboring hills and woods. There, they hunted for food and forbidden by the Union laws to use firearms, they returned to the weapon they had both learned to shoot so proficiently as youngsters: the bow and arrow.

In the 1870’s, The Thompsons moved to Indiana, where Maurice compiled his notes on their archery experiences into articles and stories that were published in national magazines. These articles were so highly regarded that in 1877, the best of them were gathered together and made into the book called: *The Witchery of Archery*”. The books’ instant popularity and charm brought archery to the public’s attention. Archery clubs were formed across the United States, and in 1878 several archery enthusiasts from Chicago met with the Thompsons with the purpose of organizing the scattered clubs into the National Archery Association (NAA), electing Maurice as the first president. Thus in 1879, the NAA was born.

Archery is one Olympic sport that is truly an amateur event in the spirit of the past Olympics. In the modern era, archery has been included in the Olympics since 1972 (except for a brief time in the early 1900’s). In 2004, the NAA trademarked the name, USA Archery, to readily fit into its role in doing business as the National Governing Body for the Olympic Sport of archery.

About USA ARCHERY

USA Archery (USAA) is a non-profit organization dedicated to promoting the sport of archery in the United States of America. It established shooting regulations, conducts tournaments, maintain records, and provides information to organize and support archery clubs.

Founded in 1879 as the National Archery Association, (NAA), it is one of the oldest sports organizations in the United States. IN 2004, the NAA trademarked the name, USA Archery to readily fit into its role in doing business as the National Governing Body (NGB) for the Olympic Sport of Archery. USA Archery is the NGB for archery in the United States and is a member organization of the United States Olympic Committee (USOC).

On behalf of the USOC and as the NGB for the sport of archery, USA Archery selects archery teams for the Olympic Games and the Pan American Games. USA Archery is also a member of Federation International de Tir A L'arc~International Archery Federation (FITA) and annually selects and sponsors USA teams for World Championships, Junior World Championships and other international events. FITA is a member organization of the International Olympic Committee (IOC).

USA Archery also selects a United States Archery Team (USAT) and a Junior USAT team in both Olympic and Compound divisions through select ranking tournaments.

USAA sanctions tournaments at the club; state, regional and national level for both Compound and Recurve disciplines and provides a listing of these tournaments at www.usarchery.org. With guidance from USA Archery, annual national tournaments are conducted in the disciplines of outdoor, indoor, and field archery as well as in crossbow, clout, traditional, and flight shooting.

Chapter 1: JOAD Club Information

1.1.1 Why start a JOAD club?

There are several reasons to start a JOAD Club.

- Provides a rich format for kids to measure their progress
- Liability Insurance
- Archers learn Life Skills
- Provides for competitive opportunities
- JOAD Award System
- Opportunities for State, Regional, National and International Competition

1.1.2 Starting a JOAD Club

Before the club is formed, there is a lot of information that needs to be gathered. The organizing group should start by determining what age range and ability levels are appropriate. Generally most JOAD Clubs range in age 8 to 19 years of age. Determine what kind of archery equipment is needed and schedule an organizational meeting of people who are interested in helping with your club and another meeting for people interested in becoming members of the archery club. Topics to present include setting class schedules, location and fees. USAA suggests getting a registration, consent and release form from all your JOAD students (see appendix).

Space, equipment and the number of instructors will most likely determine how many archers can be accommodated in your program.

1.1.3 Club Name

JOAD Clubs are often named for the range where they meet, a nearby community based attraction, a name of a town or county, or an archery event. To avoid duplication, check with the USA Archery office or the National JOAD Coordinator for approval before a final decision is made on the club name.

1.1.4 JOAD Club Charter

To charter a JOAD club with USA Archery, there must be a minimum of three (3) archers and one adult leader (see application and JOAD Roster in the Appendix). The club membership fee must accompany the charter application. A certificate acknowledging membership and chartering is then sent to the JOAD Club. Occasionally a clubs membership may fall below

three members. As long as archers are actively participating, there is an adult leadership and dues are paid, the club can continue to exist.

1.1.5 JOAD Club Leadership

A JOAD Club must designate a club leader who has to be at least 21 years of age. The JOAD Committee recommends that at least one instructor be certified as a USA Archery certified Basic Archery Instructor. The Committee also recommends that coaches and other involve adult's get their First Aid and CPR certifications. Non-coaching parents can also be involved in the leadership of a club, facilitating activities such as fundraising, tournament organizing and record keeping.

1.1.6 New Members

Space, equipment, and the number of instructors will most likely determine how many archers can be accommodated in the program. The club's meeting times can be advertised through local schools, organizations (YMCA, Scouts, 4-H, and Police Athletic Leagues), sporting goods stores and archery shops. Club and contact information can also be posted on the USA Archery website and in your local phone directory. Avoid advertising to more kids than your program can handle.

1.1.7 Equipment and Supplies

A supply of archery tackle (bows, arrows, arm guards, finger tabs, and quiver) is necessary for starting a club. Quality lightweight recurve or novice compound bows can serve the club for years. A 15 – 20 pound bow weight is recommended for beginners to avoid injury and teach proper form. Archers of all ages can use the lighter weight equipment. Takedown recurve bows provide a variety of sizes and weights for the class. Have a variety of arrows in a variety of lengths. Some clubs work out a "trade in" program where kids who grow out of arrows, donate them to the club and get a discount on new ones. Contact your State, Regional Representative or the National JOAD Coordinator if you have questions about equipment selection.

Most young archers purchase or obtain equipment after they develop an interest, so having rental equipment available will help get new members. A club may be able to borrow equipment from a summer camp, college, or pro-shop. To help raise funds for equipment purchase, the club may conduct fundraisers or ask local organizers to donate funds. Grants are also often available. Often adults who shoot will help get equipment or they may loan equipment they are not using, but be careful that it is not too heavy or too advanced for the young archers.

1.1.8 Practice and Fees

Clubs have different ways of organizing practice and fees. Many clubs run their practice in six or eight week sessions and charge a set fee for the period. Other clubs are continuous and charge the archers on a weekly basis. Some clubs charge extra for equipment rental; others

include it as part of the fees. USA Archery membership is not mandatory until the archers reach the White Star achievement level, but some clubs require it from the beginning.

1.1.9 USA Archery Membership Benefits

Upon receipt of the application, USA Archery will send to the club the necessary information and order forms for beginning JOAD Clubs. The JOAD Club will also receive the following:

- Certificate of Insurance
- USA Archery Membership Card
- USA Archery Membership Certificate
- Opportunity to host National, Regional and State events
- Event notices and communication updates
- USA Archery Decal with new membership
- Leadership opportunities on committees and boards

Tournament information and other communications specific to JOAD Program can be found online in the JOAD Information pages and the JOAD Handbook.

The general liability insurance policy held by USA Archery covers practice sessions and tournament activities conducted by the JOAD Club. A list of practice times and dates and a list of tournament you will hold should be sent to the USA Archery Office for insurance coverage.

1.1.10 Club Responsibilities

JOAD Club organizers agree to conform to the regulations of the USA Archery, FITA and the JOAD program. The club secretary should send a roster of JOAD members to the USA Archery Office each year at the time of membership renewal. The club must keep records of JOAD archers' progress through the achievement program (see Chart in Appendix), and follow the verification process for archers achieving the JOAD Bronze Olympian, Silver Olympian and Gold Olympian levels (see appendix). The club secretary should send a roster of JOAD members to the USA Archery office each year at the time of membership renewal. The roster should include names, address and birth dates for club members, as well as their current achievement levels.

It is the responsibility of the club to make sure club members join USA archery after they reach the White Star status. Up through the White Star achievement level, it is up to the club whether or not to require USA Archer membership. However, the members must join USA Archery before they can earn the Black Star Achievement Level. Club members must also be USA Archery members to shoot in state, regional or national competitions.

Chapter 2: JOAD Leadership

2.1.1 JOAD Committee

The JOAD Committee governs the JOAD Program. The committee consists of a JOAD National Coordinator, and Regional Coordinators (from one to three of the USA Archery geographic regions) and one Athlete Representative. There are no set terms for any of the positions. The athlete rep must be at least 20% of USAA Committee per bylaws.

2.1.2 The National Coordinator

The National Coordinator is appointed by the president of USA Archery and approved by USA Archery Board of Directors (BOD). The National Coordinator selects the Regional Coordinators and the Athlete Representative and may select other members for special assignments.

2.1.3 The Regional Coordinators

The Regional Coordinators are responsible for coordinating JOAD activities within their own regions. They oversee the JOAD Regional Indoor and Outdoor Tournaments. The Regional Coordinators communicate with State Coordinators in their Region. State Coordinators relay information to and from the state JOAD Clubs.

2.1.4 State Coordinators

State Coordinators represent the JOAD Clubs in their state. They may hold meetings with State JOAD Club leaders regarding State Indoor and Outdoor JOAD events. In some states they maintain state JOAD records. Some State Associations usually select State Coordinators, but if there is not a State Association, they can be appointed by the Regional Coordinator.

2.1.5 2009 JOAD Committee

See usarchery.org for current JOAD information including current JOAD committee members

Chair

Bob Pian – azjoad@cox.net

Regional Coordinators

North Region – Eva Fuller – eva.fuller@rocketmail.com

East Region – Cindy Bevilacqua – coachbev@comcast.net

South Region – Tony O'Brien – tsmobrien@cableone.net

West Region – Open

Paralympic Representative – Randi Smith – hotshot@xmission.com

Athlete Representative – Sally Seipp – jump_gal_1@hotmail.com

National JOAD Coordinator – Diane Watson – dwatson@usarchery.org

Chapter 3: JOAD Program Structure

The JOAD program follows FITA equipment rules as USA Archery does. The program follows USA Archery national tournament dress code, which is available on the USA Archery Website. To make it more appealing to younger archers, JOAD has developed additional age categories for competition that include separate division for male and female archers for Compound, Novice and Olympic bows. Most JOAD clubs run weekly training sessions throughout the year. These clubs offer the JOAD achievement program and conduct

3.1.1 Eligibility

Youth archers may participate in JOAD through the calendar year of their 18th Birthday. This means that during the year that the archer turns 18; the archer can participate in JOAD. A youth archer must be a member of a JOAD Club in order to participate in JOAD tournaments. USA Archery youth membership is required to earn achievement pins (after the White Star Achievement Level) to compete at any level in state, regional, and national tournaments. The JOAD archer must also comply with USA Archery and FITA regulations concerning banned substances. A complete list of banned substances can be found on the United States Anti Doping Agency (USADA) website; www.usantidoping.org. A JOAD archer may belong to as many clubs as he or she wishes, but must declare a home club for USA ARCHERY voting purposes.

3.1.2 JOAD Achievement Awards

Achievement award pins and certificates for each level in the program are available for Compound, Novice and Olympic Style shooters, and for both indoor and outdoor qualification rounds and are sold by USA Archery. Club leaders can order the awards from USA Archery, up through the Yellow Star in advance and distribute them at club gathering. Order forms are available in the Appendix.

3.1.3 JOAD Qualification Rounds

The JOAD qualification rounds and achievement levels are designed to motivate and challenge youth to develop their archery skills. Each archer advances at his or her own pace through the different levels.

To progress through the achievement program, the JOAD archer must pass each level, starting with the Green Star. The archers must shoot the required score under tournament like conditions. A tournament-like condition generally means with digital timers, lights or whistles, timing and official score keeping. A qualification round requires a minimum of three JOAD archers and one adult JOAD Leader. Some clubs allow qualification rounds at all practices, but most have designated qualification (or achievement) tournaments ~ for example, the first practice each month.

Qualifying scores are shot in rounds of 30 consecutive arrows for indoor rounds. Indoor rounds consist of ten ends of three arrows each. Outdoor rounds consist of 36 consecutive arrows. Outdoor rounds are twelve ends of three arrows or six ends of six arrows. Most outdoor tournaments, except the 900 round, are 36 arrows at each distance. After an archer has achieved a qualification level, he or she may start scoring the next level with a new arrow round. Levels are passed in consecutive order, which means that the archer must pass on before going to the next one. For example, an archer must earn the Bronze Olympian ranking before the Silver Olympian.

The Indoor Qualification Rounds provide levels (up to White Star) at 9 meters for archers who are not yet able to reach 18 meters. An archer may pass those levels at either distance, but if passed at 9 meters the archer does not need to repeat that level at 18 meters. There is no age requirement for either distance for JOAD Qualification Rounds, but archers who complete a qualification at 18 meters should continue to shoot at 18 meters. In all cases an archer may achieve a qualifying score at a longer distance and or smaller target than prescribed,

The Indoor Qualification Rounds can also be shot at the JOAD target or the USA Archery target. For Olympic or Novice shooters, the JOAD target is the 60cm target and the USA Archery target is the 40cm target using the outer 10 ring. For Compound shooters, the JOAD Target is the 40cm target using the outer 10 ring; the USA Archery target is the 40cm target using the inner 10 ring. Three spot targets can be used when they are available if desired.

Qualifying scores may also be achieved in USA Archery or JOAD Tournaments. In the Indoor JOAD or USA Archery round, both the first and second 30 scoring arrows may be used as separate qualifying scores. In the outdoor JOAD round, qualification for the 36 arrows can be taken from any distance shot.

JOAD achievement awards can be earned at non-sanctioned tournament and leagues as well as at designated practices if the club rules allow. There must still be tournament like conditions that follow JOAD rules. This means correct timing, targets, scoring, etc.

3.1.4 JOAD Olympian Achievement Requirements

JOAD Bronze Olympian, Silver Olympian, and Gold Olympian awards are distributed through the USA Archery office. The archer must have been a USA Archery member and JOAD Club member from the Black Star point to receive the Olympian Awards. The Olympian awards must be earned in order: Bronze Olympian, Silver Olympian, and Gold Olympian. The following information is required to be submitted with the request for these awards: (it is recommended that the club or archer keep a copy of all of the information)

- Original scorecard (or clear copy) signed by the archer, a witness and the coach or club leader of the archer's JOAD Club. *** All scorecards MUST be legible and all boxes must be completely filled out otherwise the scorecard and the Olympian Achievement Award Request will be returned.**
- Completed Olympian Request Form found in the Appendix pages of this handbook.

- Complete the Olympian Request Form and mail both the form and the scorecard to USA Archery.

3.1.5 JOAD Olympian Awards

All recipients of Olympian level awards will be mentioned in the official USA Archery publication. Space permitting, photos of the Olympian electronically submitted, will also be published in the JOAD section of the publication.

- The Bronze Olympian rank is recognized with a certificate, patch and lightweight jacket. Both indoor and outdoor patches can be obtained, but only one jacket for this level is received.
- The Silver Olympian achievement is recognized with a certificate, patch and a sports duffel bag. Both indoor and outdoor patches can be obtained, but only one sports bag for this level is received.
- The Gold Olympian achievement is recognized with a certificate, patch and plaque. Both indoor and outdoor patches can be obtained, but only one plaque for this level is received.

USA Archery provides these awards to the archer. USA Archery will send the awards to the JOAD Leader, upon request, for presentation at the club gathering. As stated above, the archer can only receive one jacket, bag, and plaque but will receive a patch, certificate, and recognition for both indoor and outdoor Bronze Olympian, Silver Olympian and Gold Olympian. ***Olympian awards must be earned in consecutive order for both indoor and outdoor: Bronze Olympian, Silver Olympian and Gold Olympian.**

3.1.6 JOAD National Championships

Each year, the JOAD Committee seeks a JOAD club or group of clubs to host the JOAD Outdoor National Championships. The championships rotate around the United States each year from North to West, to South, to East. The JOAD Committee recommends the format of the tournament, with the approval of the USA Archery Chief Executive Officer, and lends guidance to the tournament committee. Bid forms are sent out to clubs and should be returned to the USA Archery before the published deadlines for consideration at the March Board meeting.

The JOAD Indoor Championships are typically held in the same locations as the USA Archery Indoor Championships. Regional scores are combined to determine regional champions. The scores from all of the regions are combined to determine the indoor national champions.

Chapter 4: Tournament Information

Tournaments are held at many different levels: club, local, state, national and international. There may be slight difference between these tournaments such as the use of officials. In a national tournament the organizing committee will want to use National Officials, while at a club tournament, parents will often be utilized. Many archers in JOAD programs decide they want to shoot in tournaments. It is best to start with club tournaments graduating to state and local tournaments, and finally competing in National and International tournaments.

4.1.1 Tournament Sanctioning

USA Archery must sanction JOAD Tournaments for insurance coverage and publication. Sanctioning assures that USA Archery is aware of the tournament and has approved it. Scheduling and approval of state JOAD tournaments is done by State JOAD Coordinators. Regional Coordinators approve regional tournaments bids and the JOAD Committee, along with USA Archery CEO, approves the National JOAD Championship Tournament.

JOAD Tournaments, which are hosted by chartered JOAD Clubs, must follow JOAD/USA Archery/FITA tournament rules, and should provide for all divisions and classes (as practical) within each discipline. Many club tournaments are not sanctioned, but USA Archery should be informed of dates and rounds for insurance purposes.

JOAD State, Regional and National Tournaments shall be sanctioned through USA Archery office. Other JOAD tournaments can be sanctioned in order to publish them in the USA Archery website and for insurance coverage. All state, regional and national JOAD tournaments must be affiliated with a JOAD Club. Only one State JOAD Indoor and one State JOAD Outdoor can be awarded within each state in a calendar year. One National JOAD Indoor and one National JOAD Outdoor tournament are held each year. Regional Indoor JOAD Tournaments are held each year and some regions also hold regional outdoor tournaments.

Each year the National JOAD Outdoor Tournament rotates to one of the four regions: North, South, East, or West. The Indoor National Tournament is held in several regional locations in conjunction with the USA Archery National Indoor Tournament. The scores are compiled into one National JOAD Indoor result sheet that is published in the USA Archery official publication and on the USA Archery website. The USA Archery National Target Championship (outdoor) is also held every year and may rotate to different locations.

Sanction of FITA tournaments must be done 45 days prior to the event. The application for sanction can be found on the USA Archery website and in the appendix. The application is sent to the USA Archery office for approval along with any necessary fees.

A STAR FITA must be scheduled 45 days prior to the event. World records can only be set at STAR FITA events. All FITA rules must be followed. There is also a fee charged to sanction a Star FITA. Not all FITA's, however, and many club and state tournaments are run much more informally. See appendix for Star FITA registration form.

Clubs accepting financial assistance from sponsors for tournament may not agree to endorse a donor's products or infringe on the terms of USA Archery sponsored agreements. Details of financial assistance must accompany applications for sanctioning permits.

4.1.2 Officials

Officials are present at all archery tournaments. Their primary roles are to make sure things run smoothly and that everyone is treated fairly.

An official can be called if the archers on a target cannot agree on the value of an arrow. If an official is called, the official's call is final. An official must also be called if the value of an arrow is written incorrectly on the scorecard.

If an archer believes that they have been mistreated or a rule has been abused, then the archer can file a protest. **The value of an arrow, once scored and pulled, cannot be protested.** A protest must be filed in writing and given to an official. It is best to write down as much as possible regarding the event being protested.

Information should include:

- Specific people involved
- Exactly what happened
- Exactly what is being protested

The protest will be given to the designated Jury of Appeals for that tournament. Their decision will be final. The protest should be filed as soon as possible as it may affect the next part of the event.

4.1.3 Dress Code

There is a dress code for all USA Archery tournaments. The 2009 requirements are Pants, shorts or skirts need to be navy blue (no denim), khaki or white. Clothing length can be no shorter than the end of the fingertips while arms and hands are relaxed. Shirts can be any color, with or without collars. There are restrictions on advertising, and pictures or designs used on the shirts. Males are not allowed to wear sleeveless shirts. Female's shirt straps must be at least three inches wide. Shirts must be long enough to meet the top of pants, shorts or skirts when arms are raised. Camouflage may not be worn in any circumstances. Officials oversee the dress code and may ask the archer to change. Always check the USAA website for up to date

It is recommended that JOAD archers wear navy blue, khaki or white pants or shorts with a club shirt. Specific information the dress code, along with a list of do's and don'ts is available on the USA Archery website www.usarchery.org.

4.1.4 Equipment Inspection

There is generally an equipment inspection before a tournament begins. The inspection is to make sure the equipment being used conforms to FITA rules. Even though there is an equipment inspection done, it is still the archer's responsibility to make sure the equipment is legal. If the equipment isn't right at inspection, the archer is advised and given the opportunity to fix it. If the illegal equipment is later found, the archer could be disqualified.

When archers have their equipment inspected they need to take all of the arrows they might shoot, their bows, and release or finger tab. The archer should hold their equipment in such a way that the official can see it.

All archers need to have their arrows marked with their initials on the shaft, not on the fletching. They are marked so that if more than one person has the same fletching; the owners can still be identified. The arrows can be numbered if desired. Some archers include extra nocks of a different color in their equipment. Changing the nock color is another way to identify arrows. Officials also oversee the dress code and may ask the archer to change. See FITA Rulebook for equipment rules and regulations.

4.1.5 Double Scoring

Double scoring is often used in JOAD tournaments, USA Archery Tournaments, and qualification rounds. It is recommended that double scoring also be used at local and state tournaments so all athlete know how it works. Double scoring means that an archer's score is verified and recorded at the target on two separate scorecards by two score keepers, of whom may be the archer. A third archer calls the value of the arrows from highest to lowest scoring arrows.

If a scorekeeper writes an incorrect value for an arrow, the values may not be erased or changed unless all the archers on the scoring team agree and initial the correction. In all cases corrections must be made before the arrows are removed, except by a Judge in a tournament round or a JOAD Leader in a JOAD qualification round. During the calling of arrows, no part of the target including the target face, target butt, or target stand may be touched by anyone. Once the arrows have been called, all arrow holes must be marked before pulling arrows. All boxes for nines, tens, X's, and total score must be filled in before the scorecard is given to the tournament director. (Note that an "X" is a "10").

Both scorecards must have the same totals in each box and should be signed by the archer and the scorekeeper. It is the scorekeepers' responsibility to complete the scorecard, and it is the archer's responsibility to check the addition on the scorecards and certify the correct score by signing both cards.

4.1.6 Olympic Round Competition

Olympic Round (OR) competition is the exciting head-to-head match shooting that presently completes many tournament events. The JOAD Committee has acknowledged that youth archers need to train for Olympic Rounds both locally and nationally to prepare for International and World competitions. Furthermore, athletes must complete Ranking Rounds

in order to participate in the OR Round in USA Archery sanctioned tournaments. The JOAD National Outdoor Championships provide the opportunity and incentive to practice Olympic Round Shooting.

The archers shoot one-on-one matches of 12 arrows (2 ends of 6 arrows) until the quarterfinals. From the quarterfinals until the final gold medal match, the archers shoot 12 arrows (4 ends of 3 arrows). Archers continue until they win the gold medal or until they are eliminated. The two archers, who do not win in the semi-final match, shoot again in the bronze medal match. For more details, the FITA rulebook covers the rules governing the Olympic Round. The FITA Rulebook can be viewed on the FITA website at www.archery.org, or on the USA Archery website under Rules and Regulations. It can also be purchased from USA Archery office.

JOAD coaches may need to be creative in designing practice for OR rounds. Many times there are just not enough JOAD archers to fill even a round of 8 archers. It is helpful to join with another club or clubs and have the archers shoot at their appropriate distance while competing with archer of different age groups. This often is quite evenly matched while making it more challenging for the archers at the greater distances. The less proficient archer can also be given a handicap or extra points. Another way to give archers competitions is to hold a Round Robin, in which each archer competes with all other archers. Rounds of six or eight archers usually work best.

When an archer has no one to compete with, he or she can get scores of 12 arrow rounds from other OR round results, put them on a card and try to out shoot the archer arrow by arrow. Whenever possible, however, the best way to prepare for National and International events is to participate in tournaments which include the Olympic Round.

The following distances are used for Olympic Rounds:

- Junior – 70 meters
- Archer – 60 meters
- Cadet – 60 meters
- Cub – 50 meters
- Bowman – 30 meters

4.1.7 Etiquette

Coaches should go over the following items with both athletes and parents before they go to a tournament.

Cell phones, pagers, etc. – These are not allowed beyond the waiting line. Archers should leave them in their bow cases or with their parents. Spectators should turn the volume down low or turn them off. iPods, MP3 players, CD players and cassette players also need to be left behind the waiting line. Their volume should be low enough as to not to disturb other archers.

Photography – Flash photography is not allowed during the tournament. Some photographers are given official passes so they can be in designated areas during the tournament. They cannot venture beyond the spectator line. Usually the Director of Shooting (DOS) will invite spectators to go to the targets after the last end is shot and scored.

Spotting Scopes – If the tournament is shot using a single line, the scopes can usually stay on the shooting line. If a double line is being used, ideally the archers will share a scope, but the scopes must often be taken on and off the line each end, so that the other archers can put theirs up. Archers must be courteous and make sure their scope is not interfering with the space of another archer. If archers believe a scope is in their way and they can't settle it peacefully with the other archer, an official should be called.

4.1.8 Disciplines, Divisions and Classes

Disciplines - The JOAD Program conducts tournament rounds in the disciplines of Indoor Target Archery (JOAD Indoor Round) and Outdoor Target Archery (JOAD Outdoor Round).

Divisions – Competition includes separate divisions for girls and boys, as well as for Olympic, Novice and Compound bows. Equipment regulations for Olympic and Compound divisions are the same as for USA Archery and FITA. A novice bow is defined as any recurve, longbow, or compound with no sight, stabilizer, peep or kiss button, and shot only with fingers (glove, tab or bare fingers).

Equipment regulations are listed in the FITA CONSTITUTION AND RULES book, which is found on the FITA website at www.archery.org. It is recommended that coaches and athletes be aware of these regulations and check the website regularly for changes.

Classes – The following categories are the same for JOAD and USA Archery for male and female.

- **Junior** – Athletes may compete in the junior class up to and through the year of their 18th birthday. Junior athletes shoot adult distances and target face sizes in both USA Archery and JOAD Competitions. Indoor competition is 60 arrows at the 40cm indoor target face: inner 10 ring scoring for Compound shooters. In outdoor tournaments, female archers shoot 70m, 60m, 50m, 30m; the male archers shoot the distances of 90m, 70m, 50m and 30m. Both Olympic and Compound athletes score the outer 10 ring. The Olympic Round (OR) is shot at 70 meters.
- **Archer** – This class is not offered at National Tournaments and is optional at other tournaments. Athletes may compete in this class up to and through the year of their 18th birthday. In outdoor tournaments, male and female archers shoot 60m, 50m, 40m, and 30m. Athletes shoot at the outer ten ring in outdoor competition. At indoor tournaments, all athletes shoot the 40cm target; Compound athletes use the inner ten ring. This class is for beginning archers. Olympic Rounds are shot at 60m.
- **Cadet** – Athletes may compete in the cadet class up to and through the year of their 16th birthday. Cadet athletes shoot adult distances and target face sizes in both USA Archery and JOAD Competitions. Indoor competition is 60

arrows at the 40cm indoor target face: inner 10 ring scoring for Compound shooters. In outdoor tournaments, female archers shoot 60m, 50m, 40m, 30m; the male archers shoot the distances of 70m, 60m, 50m and 30m. Both Olympic and Compound athletes score the outer 10 ring. The Olympic Round (OR) is shot at 60 meters.

- **Cub** - Athletes may compete in the cub class up to and through the year of their 14th birthday. At Indoor JOAD tournaments, Cubs shoot 18 meters. Olympic athletes use a 60cm target face and Compound athletes shoot at a 40cm target face using the outer 10 ring for scoring. At USA Archery Indoor tournaments both Olympic and Compound athletes shoot at a 40cm target face. In outdoor tournaments, male and female archers shoot 50m, 40m, 30m, and 20m. All Cub athletes shoot at the outer ten ring in outdoor competition. The Olympic Round (OR) is shot at 50 meters.
- **Bowman** - Athletes may compete in the cub class up to and through the year of their 12th birthday. At Indoor JOAD tournaments, Bowman athletes shoot 18 meters. Olympic athletes use a 60cm target face and Compound athletes shoot at a 40cm target face using the outer 10 ring for scoring. At USA Archery Indoor tournaments both Olympic and Compound athletes shoot at a 40cm target face. In outdoor tournaments, male and female archers shoot 30m, 25m, 25m, and 20m. All Bowman athletes shoot at the outer ten ring in outdoor competition. The Olympic Round (OR) is shot at 30 meters, but is not offered for Bowman at National Tournaments.
- **Yeoman** – Athletes may compete up to and through the year of their 9th birthday. This class is not offered at national tournaments, and is optional at other tournaments. Indoor JOAD rounds are 30 arrows at an appropriate target (Tournament Director’s decision). Outdoor rounds for JOAD and USA Archery competition are not official for this age class and it is up to the Tournament Director to decide if a category for this group will be offered.
- **Novice** – Athletes may compete up to and through the year of their 18th birthday. This class is not offered at national tournaments, and is optional at other tournaments. Indoor JOAD rounds are 30 arrows at on a 60cm target face scoring the outer 10 ring. Outdoor rounds for JOAD and USA Archery competition are not official for this class and it is up to the Tournament Director to decide if a category for this group will be offered.

Note: All outdoor classes shoot the two longer distances at the 122cm target face (outer 10 ring) and the two shorter distances at the 80cm target face (outer 10 ring). Please note that Bowman shooters shoot 25 meters twice (once at each size target). All archers shoot 36 arrows at each distance.

Chapter 5: Appendix Pages

APPENDIX PAGES



USA Archery Membership Application
(The National Archery Association of the United States)

Complete this form and return with remittance to: USA Archery, 1 Olympic Plaza, Colorado Springs, CO 80909
Phone: (719) 866-4576 Fax: (719) 632-4733

Thank you in advance for your USA Archery membership! Your membership helps to support Archery at all levels from the grassroots to the Olympic Team! Please mark the appropriate box for your category of membership below.

NEW RENEWAL

Name: _____

Address: _____

City, State, ZIP: _____

Phone: (H) _____ (W) _____

Date of Birth: _____ E-Mail Address: _____

Primary Discipline: Recurve Compound Other: _____

Club Affiliation (if any): _____

If you are a certified USA Archery Coach, Level 3 or higher, would you like your email and/or phone number published on the USA Archery website?

Constituency Group: Collegiate Elite Athlete Coach, Level _____ Judge, Level _____
(Select all that apply. See page 2 for descriptions)

Every member with a foreign address must add \$20.00(US) to help cover mailing costs.

- | | |
|--|--|
| <input type="checkbox"/> Adult \$50 (over 18 years old) | <input type="checkbox"/> Three Year Adult \$130 |
| <input type="checkbox"/> Family \$80 | <input type="checkbox"/> Three Year Family \$200 |
| <input type="checkbox"/> Collegiate \$35 (full-time student) | <input type="checkbox"/> Lifetime (ages 56 & over) \$750 |
| <input type="checkbox"/> Youth \$35 (18 years & under) | <input type="checkbox"/> Lifetime (ages 18 to 55) \$1500 |

<i>Internal use only:</i>	
Date	_____
Check #	_____
Amount	_____
Club Code	_____
Acct Code	_____
Shadow	_____
AS400	_____
Web	_____

Family Membership:

Name	Birthdates	Rcv	Cmpd	Other Discipline	Email Address
_____	_____	<input type="checkbox"/>	<input type="checkbox"/>	_____	_____
_____	_____	<input type="checkbox"/>	<input type="checkbox"/>	_____	_____
_____	_____	<input type="checkbox"/>	<input type="checkbox"/>	_____	_____
_____	_____	<input type="checkbox"/>	<input type="checkbox"/>	_____	_____
_____	_____	<input type="checkbox"/>	<input type="checkbox"/>	_____	_____

Enclosed Check or Money Order (Payee: **USA Archery**) VISA MasterCard Discover American Express

YES! I would like to make a donation to the USA Archery: \$5 \$10 \$15 \$20 \$_____

I, _____, hereby authorize the payee named above to charge this credit card in the amount of \$_____ Total payment of required membership fees and donations.

Card#: _____ Expires: Month _____ Year _____

Signature: _____ Three-Digit code (on back): _____

Revised 11-07

Membership Benefits

<u>CATEGORY</u>	<u>ANNUAL DUES</u>
ADULT (over 18 years old)	\$ 50.00
ADULT THREE-YEAR	\$ 130.00
FAMILY ONE-YEAR	\$ 80.00 per family
FAMILY THREE-YEAR	\$ 200.00 per family
COLLEGIATE (full-time student)	\$ 35.00
YOUTH (18 years old & under)	\$ 35.00
LIFETIME (18 to 55 years of age)	\$1,500.00
LIFETIME (56 years of age & older)	\$ 750.00

- Subscription to the USA Archery publication.
- The Sports Accident Insurance policy covers athletes for injuries sustained as a result of an archery - related accident during a NAA sanctioned event, practice, or competition. If you are a Level 1 or higher coach, you are covered under both general liability and sport accident insurance. (<http://www.usarchery.org/membership/Insurance>).
- 25% savings at select La Quinta family of hotels.
- 10% off *Best Rate at all the Hilton family of hotels.
- Discounted rates through Avis Rent-A-Car.
- Acceptance in the various USA Archery sanctioned events, programs, coach courses and camps.

Constituency Group

As a member of USA Archery, you may be a part of a constituency group. By selecting your "Constituency Group," it allows for us to send you information pertinent to your affiliations.

Categories and Qualifications:

- Coach - Coach is defined as members who have completed **Level 3, 4 or 5**. (Level 1 and Level 2 Instructors are not included, because they are defined as instructors, not coaches.)
- Judge - Those members who are qualified as a state, regional, national, continental or international judges.
- Elite Athlete - An elite athlete is defined as an athlete who has met the following conditions:
 - A major international FITA event(s) in the past 10 years prior to December 31st of the current year.
 - Have placed in the top 1/3rd of your division at the National Target Championships within the previous two years prior to December 31st of the current year. (The national office keeps a record of these athletes, if there is a question on status.)
- Collegiate - If you are currently enrolled as a full-time student.

Revised 12/08

USA Archery Club Membership Application

New	Renewal
Club Name _____	
Contact Name _____	Attn: _____
Street Address _____	
City _____	State _____ Zip Code _____
Contact phone (_____) _____	Office Phone (_____) _____
Fax (_____) _____	Email: _____ Website: _____
Head Coach: _____	
<p>Website Information: Please indicate contact information to appear on the website if different from above (i.e. club and contact names, fax and phone numbers, email address, website, etc.).</p>	
<p>Check here if you do NOT want your club information posted on the website. _____</p>	

The Club Coach should be responsible for the quality of athlete instruction within the entire program, must be at least 21 years old and preferably a Level Two Instructor.

CLUB DUES: \$90.00 (Please add \$20.00 each for an additional club designation, i.e., JOAD club with an adult program or JOAD club with a summer camp.)

JOAD ADULT SUMMER CAMP

Note: University/College clubs are stand-alone, cannot be added to an existing club & require the University/College membership application form.

Note to Foreign Members: Please add US\$20 to your annual membership dues for cost of foreign postage.

Amount Enclosed: \$ _____	Name on Card: _____
CREDIT CARD: <input type="checkbox"/> VISA <input type="checkbox"/> MasterCard <input type="checkbox"/> American Express <input type="checkbox"/> Discover	
Card Number: _____	Exp. Date ____/____
SIGNATURE _____	3-digit number (card back) _____ or 4-digit number (card front) _____

**Return to: USA Archery
1 Olympic Plaza
Colorado Springs, CO 80909**

or

**Phone: (719) 866-4576
Fax: (719) 632-4733**



JOAD MEMBERSHIP RENEWAL ROSTER

CLUB NAME: _____ DATE: _____

CLUB LEADER: _____ PHONE: _____

Renewals: Thank you for renewing your club membership with USA Archery. You are a valued part of our organization. As part of your renewal, we would appreciate your assisting us in keeping our records current by completing the following form.

*DIVISION: (J) Junior; (Cd) Cadet; (C) Cub; (B) Bowman

NAME	ADDRESS – City, State, Zip	Birthdate	Sex	DIV	USA Archery Member?

JOAD Olympian Achievement Award Request for Recognition

Award Requested: Olympian Indoor Recurve
 Silver Olympian Outdoor Compound
 Gold Olympian

Name: _____

Address: _____

City: _____ State: _____ Zip: _____

Phone: _____

Gender: Male Female

Forward Award Presentation to:

Date of Birth: _____

Club Affiliation: _____

Contact Phone _____

USA Archery Membership Expiration: _____

Jacket Size (First time Olympian Award Only) Adult: X-Small Medium XL
 Small Large

Type of Round: JOAD Round 70 Meter
 FITA Outdoor FITA-I

Type of Event: Sanctioned STAR Sanctioned Qualifier
 Club

Date of Event: _____ Organizer: _____

Name of Event: _____ Official Present: _____

I hereby certify that the awards requested were shot according to USA Archery JOAD Rules and Guidelines

_____ Judge Level 5
 Signature Level 4 Level 3
 Level 2

Please attach a complete, legible and signed copy of scorecard and send to:

USA Archery
JOAD Program Director
1 Olympic Plaza
Colorado Springs, CO 80909

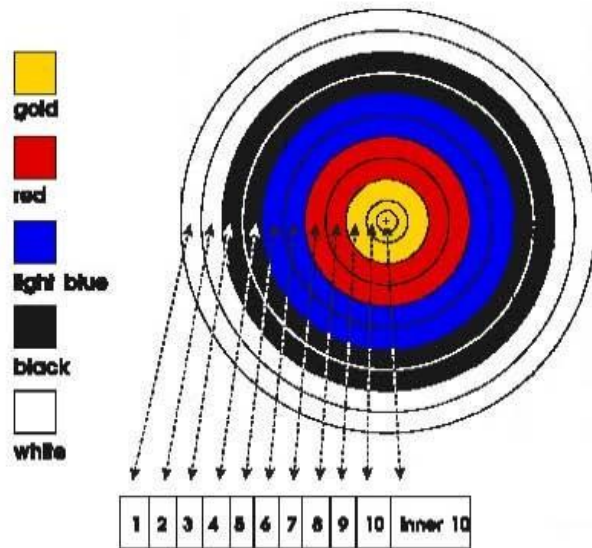
Direct any questions to the USA Archery Office: (719) 866-4576 or JOAD Coordinator Diane Watson at dwatson@usarchery.org.

Important Points for Young Archers

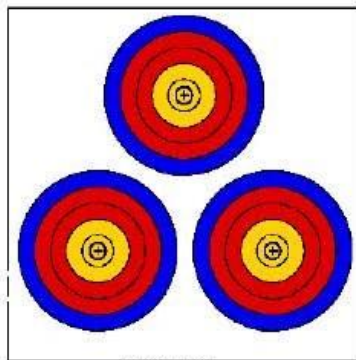
1. Take a sharpened pencil and an arrow puller to the target.
2. No one should touch arrows in the target, the target face, or the target butt until all scoring has been completed.
3. One archer calls the scores while two archers write the score down. The two archers, who are scoring independently, add the totals and compare to make sure they are the same. If there is a fourth archer, that archer double-checks the caller.
4. When it is your turn to call arrows, call them clearly and slowly. Start with the highest number and go to the lower score arrow value next.
5. Always score arrows for each archer in the same order. If you are not consistent you can easily make scoring mistakes. Make sure the score sheets are in the same order.
6. The point at which the arrow shaft comes to rest determines the arrow's value (score). If the shaft touches the line, the higher value is recorded. If you can see color between the black line and the arrow, it's not touching the line. If any archer doubts a call made by the "caller," a judge should be called.
7. Never erase the score of an arrow once you have recorded the score. You can correct mathematical errors, but you cannot change the value of an arrow. If you make a mistake, call the judge. Only a judge can correct arrow value.
8. When you have a miss it should be recorded as an "M". Do NOT use a zero.
9. The smallest inside ring, called an "X", has a value of 10, and is sometimes used to break ties.
10. Keep a running total after each end. Each of the two archers that record the scores must add the scores on their own so that each catches any errors they make. When finished recording one archer's arrows, say the score aloud so the other scorer can verify the value. The goal is to catch mistakes right away so you communicate with your scoring partner each time.

Notes:

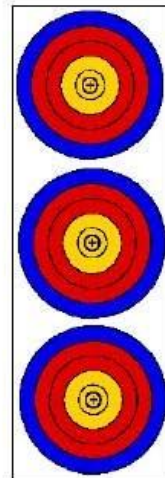
1. If you don't agree with the 'caller' you can ask for the opinion of the others on your target butt and as a good sportsman you should agree with the majority (this saves a lot of time). If however you are absolutely sure about the value of a particular arrow, then by all means call a judge.
2. There is no black line between the 2 and 3 ring. In some targets it sometimes looks like there is one, but it does not exist, so an arrow touching black with no white between is a 3.
3. Another myth is that a judge cannot call an arrow if the arrow or the target has been touched. This is not so; the rule states that the arrows are not to be touched, but does not outline a penalty, therefore, if an arrow (or the target) is inadvertently touched, a judge can still make a call.
4. It is the 4th archer's duty to observe and ensure that the scoring is done correctly. It is each archer's responsibility to ensure all holes are marked.



Target faces come in different sizes for the different rounds. Make sure you check the FITA rulebook or the appropriate page in the JOAD Handbook to make sure you are shooting the right size. Single spot targets (above) are available at most tournaments for all distances. However, at some tournaments (World Championships and Trials, for example) archers must shoot the multi-face targets (below).



center to center
22cm for 40cm face
32cm for 60cm face



JOAD Indoor Round

First & Last Name _____

JOAD Achievement _____

Check: ___ 9M ___ 18M

___ Recurve Bow & Novice ___ Compound Bow
 ___ 60 cm face ___ 40 cm face
 ___ 40 cm face ___ 40 cm, inner 10 ring

			Score	Total
1				
2				
3				
4				
5				
6				
7				
8				
9				
10				

Date Passed: _____

Archer Signature: _____

Scorer Signature: _____

Sample indoor scorecard for club use

EYE DOMINANCE – or RIGHT HAND/LEFT HAND

The eye dominance of the archer is what decides which side of the bow the arrow should be placed on, and which hand the archer uses to draw the bowstring.

A "Right Hand" bow means that the arrow rest is on the left side of the handle riser and the archer **DRAWS** the string with the right hand (and is usually right-eye dominant). Some archers are left-handed but are right-hand archers, and vice versa. It all depends on eye dominance. The JOAD coach will verify eye dominance as one of the first things done with each new archer. You can check your own eye-dominance this way: With both eyes open, hold both hands out in front of you at arms' length and make a small circle that you can see through with your hands. Now with both eyes open focus on a point (say a picture on the wall, or the TV) with this "peep site" and keep looking at that point as you move your hands towards you. As the hands approach your face, you will discover that the peep site has gone to one side/eye or the other. The eye you kept using as the hands drew near your face is your dominant eye. This technique is useful for coaches trying to assess a new archer; since the coach can see which eye the hands went to. Another method: instead of moving the hands towards the face, after you sight in on something through the peephole, simply close first one eye, and then open it and close the other. The object you have sighted in on will move when you close your dominant eye. If the object disappears (your hands appear to jump to one side) then you have just closed your **DOMINANT** eye. Try it and see!

The importance of eye dominance is to develop the archer's ultimate potential. An archer can shoot using the non-dominant eye to sight in with, but it may require a patch, a squinted eye or some other trick to help aiming. All these tricks ultimately handicap the archer from achieving the potential that would be possible if they used their dominant eye. Just as having the wrong eyeglass prescription can interfere with the best performance in school, using the weaker eye to sight with may prevent the archer from having the best success he/she is capable of attaining.

Cross dominance is more prevalent in the ladies than in the men. Also, very young archers (6-8 years) may not have settled on a dominant eye yet and may switch from week to week.

Sometimes a coach may have the archer use a non-dominant eye when the parents have already purchased equipment. It is indeed possible for an archer who has spent months using the weak eye to **SWITCH** to the dominant eye/stance, but it always causes a temporary decrease in score. Once the mind accepts the changeover, the archer will usually go on to achieve new personal bests. It is not unusual, by the way, for the archer's score to **DECREASE** when a new piece of equipment is added or when a technique is radically changed.

USA ARCHERY TOURNAMENT SANCTION APPLICATION

Fill out this form, print it and return to the USA ARCHERY office at least **FOUR** weeks prior to the event.
USA Archery, 1 Olympic Plaza, Colorado Springs, CO 80909, Fax: 719.632.4733

REQUIRED FEES MUST ACCOMPANY REQUEST

USA Archery Club Sponsoring Event: _____

Location of Shooting Field: _____

Date of Event: _____

Contact person, mailing address and telephone number:

Name: _____

Address: _____

City, State, and Zip: _____

Daytime Phone: _____

Tournament Level:

Club State Intercollegiate JOAD

(Please check appropriate category above)

Round to be shot:

FITA Target Qualifier (\$15.00 each) FITA Field Qualifier (\$15.00 ea)

70m Target Qualifier (72 arrow) (\$15.00 each)

½ FITA Target Qualifier (\$7.50 each) ½ FITA Field Qualifier (\$7.50 ea)

FITAI (18m) FITAII (25m) 600 900

Collegiate 720

(fees required for the five rounds above)

JOAD (\$5.00 each for JOAD State and Regional Tournaments only)

AMOUNT ENCLOSED: \$ _____

Thank You for Your Support!

WHAT IS A STAR FITA

A Star FITA is a tournament sanctioned by USA Archery at which world records can be achieved.

Each year, the USA ARCHERY office collects requests from its club affiliates for Star FITA tournaments for the upcoming year. Requests are submitted and approved by USA Archery.

A Star FITA request form can be found on the USA Archery website at www.usarchery.org or can be requested from the USA Archery office. The cost is \$50 to host a Star Tournament.

After a Star FITA is awarded by the USA ARCHERY and FITA, archers are eligible to receive world recognition if they shoot a world record score. For the world record to be accepted, the USA ARCHERY must notify FITA within 10 days of the event.

A world record will be accepted pending verification. To submit a world record, the USA ARCHERY requires that the archer's scorecard be submitted to the office in Colorado Springs, Colo., who will then forward it on to FITA for verification. When the score is ratified, FITA will award a world record.

Member Associations wishing to obtain official FITA recognition for a tournament must announce it in writing to the USA ARCHERY and including:

- a. The name of the tournament
- b. The events it includes
- c. A clear geographic indication of the venue (e.g. town or province)
- d. Whether or not the tournament is open to teams and/or individuals members of other Member Associations.
- e. Changes in any of the information can only be accepted if it is sent in 45 days prior to the event.

Alcohol testing can be part of any STAR FITA event and archers should be made aware of this issue.

CHANGE: All fees must be paid in full with the application for a Star FITA tournament. The fee is \$50.00. If the event is cancelled, a refund of \$25 will be mailed back to the Club/Association sponsor. This is a \$15.00 penalty fee that FITA charges to cancel an event.

HOW TO SUCCESSFULLY RUN A STAR FITA TOURNAMENT

STAR FITA REQUIREMENTS

The following outlines specific requirements necessary to host a Star FITA Tournament.

1. 45 day advance notice stating intent to host a Star FITA Tournament and to agree to abide by requirements of the USA ARCHERY and FITA. In order to qualify your tournament as a STAR FITA and receive FITA approval, the USA ARCHERY MUST be notified 45 days in advance of your tournament.
2. Required officials:
 - a. One Director of Shooting (who may also be the official judge at the event)
 - b. At least one USA ARCHERY/FITA approved judge for every 10 targets
3. Complete list of results must be sent to the USA ARCHERY within seven (7) days if a world record was set or within 30 days for all others. A complete list of results must also be sent to any international athlete's member association if he/she competed.
4. Scorecard(s) from any world record set must be sent to the USA ARCHERY within seven (7) days of the event. The Scorecard must abide by FITA rules and regulations as stated in the most current FITA Rule Book and must be verified by another archer, scorer or official at the event.

HOW TO HOST A STAR FITA

As you are planning your STAR FITA, you need to keep these six goals in mind:

1. Be well organized
2. A strong volunteer-based staff
3. Consider the archers carefully. What will allow the archers to focus, while assuring that their basic needs are met?
4. Field setup and layout
5. Concentrate on both large and small details (such as signs showing in the direction to the nearest restroom facilities, registration, equipment inspection).
6. Communicate with the archers before and after the shoot

Planning for a Star FITA requires attention to detail and careful preparation. Below are suggestions of focal points to assist in planning a Star FITA along with a schedule for when to complete the tasks.

Six (3) months in advance

1. Register the tournament with the USA Archery office at least 45 days in advance
2. Reserve the field.
3. Advertise your event by sending out a flyer, invitation or email to members and clubs in nearby states (you can receive a list of local club memberships by contacting the USA ARCHERY office).
4. Line up sponsorships to ease the financial burden of the event.
5. Reserve a block of rooms in at least one hotel for the participants who must travel to the event.
6. Line up officials and volunteer staff for the event.
7. Set up an account with a nearby bank to handle the flow of money.
8. Create a web page with links from state organizations, such as the USA ARCHERY website, where interested archers will see it. This web page should include the dates, information about hotels, the cost of the tournament, volunteer opportunities, the schedule of events, travel, cut and weather information, a list of officials and sponsors, description of the tournament, maps of the area, an application to participate in the event and the list of participants expected to be there. (This will need to be updated regularly).

One (1) month in advance

1. Organize use of amenities including butts, stands, tents, chairs, coolers, and tables for registration, results, scoreboards, bathroom facilities, concessions and parking.
2. Order target faces along with the amenities listed in number one. Contact USA Archery for sponsors who sell target faces.

Two (2) weeks in advance

1. Organize the registration lists. This will give you complete contact information, the category the archers are shooting in, membership information and lists of who paid for the tournament.
2. Using Microsoft Excel set up brackets for the elimination round.
3. Create an email mailing list and send out a confirmation letter with updated information archers could use.
4. Create a database for mailing labels to place on both the FITA scorecards and the elimination scorecards.
5. Compile welcome packets, which should include a program, a back number, safety pins, a map to local attractions and a schedule of events.
6. Set up target assignments for the FITA rounds and determine the OR round.
7. Create nametags for the scoreboard.

One (1) week in advance

1. Paint and then layout the field.
2. Check assignments. This process will allow you to identify late entries or dropouts.
3. Contact local news outlets for potential coverage.

One (1) day in advance

1. Set up the field. The process of setting the field up includes butts, stands, targets, wind flags, distance markers, lane and target numbers, designate shooting lines, a sound system to keep the participants entertained and to announce instructions, a timing system, tents, coolers with ice and water, registration area, target faces and a scoreboard.

The First Day of the event

1. Hand out registration packets and do an official check in.
2. Hand out a complete list of participants to officials. This list will help verify target assignments and improve equipment inspection.
2. Have a crew ready to handle any last minute problems. (There will be last minute problems).
3. Throughout the course of the day you will need to keep the scores updated off running scoresheets. After every 12 arrows, run the scoresheets.
4. Keep the scoreboard updated.

After Competition of First Day

Fill in the names on the elimination brackets and print out copies for participants.

1. Complete the tabulation of results, and make copies for all of the participants.
2. Post bracket and cut information at various areas where archers will be heavily populated.

Day Two of the Event

1. Hand out brackets and scoresheets attached to a clipboard to each participant
2. When a participant has completed the day, collect the scoresheet and post the results.

Day Following the Event

1. Post the results on the web page.
2. Email notification to participants that results are available.
3. Send results to USA Archery for national and world records.
4. Survey participants and volunteers for what can be done better for next year.

AVOIDING RISK

The U.S. Consumer Product Safety Commission's National Injury Information Clearing House completed a study that stated archery had the least amount of injuries of all sports in 1998. While archery is the safest sport, injuries do occur. The following tips help prevent the risk of injury during your Star FITA Tournament.

AVOIDING RISK (cont.)

1. Carry at least one basic first aid kit. Make sure all staff knows where the kit is located in case of an emergency.
2. Have at least one phone near the field with directions on how to call out from the venue.
3. Follow national, state and local regulations for venue and event.
4. Post proper rules of archery at various places around the venue and enforce.

STAFF

Depending on the size of your event, the number of staff will vary.

Staff Tasks

- Setting up the field
- Taking registration
- Making up scorecards
- Compiling the results
- Officials

Staff Numbers

- Every 10 targets require one judge.
- For every 10 to 20 archers – 3 people are needed to set up the field, and one person is needed to handle registration, make scorecards and compile results.
- For every 100 + archers – four or more people to set up the field, maintain it throughout the event and to handle registration.

Application for Star FITA Tournament

Hosting a STAR FITA event means world records can be attained. FITA prefers that all "STAR" Tournament requests be submitted to their administrative office at one time. If your club is considering an event and no date has been established, please submit a request to the USA Archery office now and then request a date change by the end of the year or within 45 days of the event.

This form may be duplicated. Please type or print clearly. Complete the following form and return to the USA Archery office. (You may mail, fax or email this form.)

Club/Association Name (Sponsor): _____
 Contact Name and Title (for USA Archery use): _____
 Street Address: _____
 City, State, Zip: _____
 Contact Phone Number: _____ Contact Fax: _____
 Contact E-Mail: _____
 Dates of Event: _____ Start: _____ Finish: _____ Registration Closes: _____
 Name of the Event: _____
 Venue Location (City, State) _____
 Website Advertising the event (if any): _____
 Public Contact Name (For Magazine and Website): _____
 Name of USA Archery Certified Judge Officiating the Event: _____

Options for the Round or Format per FITA

-70m Olympic Round -900 Round -Combined 18m & 25m -Arrowhead Round -Double FITA Round -Double FITA Round/Olympic Round -FITA Round -FITA Round/Olympic Round -Flight (Including Foot Bow) -Half FITA Round - Half FITA Round/OR -Indoor 18m Round -Indoor 25m Round -Indoor Match Round

Round or Format: _____

List Disciplines: _____

(Clout, Field, Flight, Indoor, Outdoor, Run, Ski)

List Divisions: _____

(Barebow, Recurve, Compound, Longbow)

Form Submitted By: _____

All fees must be paid in full with the application for a Star FITA tournament. The fee is \$50.00. If the event is cancelled, a refund of \$25 will be mailed back to the Club/Association sponsor. This is a penalty fee that FITA charges to cancel an event. (Fees are subject to change.)

Type of Payment: (Circle One)

Cash Check Credit Card: VISA MASTERCARD AMERICAN EXPRESS DISCOVER

CREDIT CARD NUMBER: _____

EXPIRATION DATE: _____

SIGNATURE: _____

Submit Application to:
 USA Archery, 1 Olympic Plaza, Colorado Springs, CO 80909
 Fax: 719-632-4733 E-mail: cjackson@usarchery.org or bcamp@usarchery.org

For internal use only: FC: WS: MC: Version 4-07

USA ARCHERY
ATHLETE CODE OF CONDUCT

In consideration of the participation in activities of the USA Archery, membership on teams organized, sponsored or sanctioned by USA ARCHERY, and participation in competitions (international or domestic), camps, clinics, exhibitions, programs or appearances for, on behalf of or in representation of USA Archery, I _____, acknowledge, understand, and agree to abide by this Athlete Code of Conduct and pledge to uphold the spirit of this Code of Conduct, which offers a general guide to my conduct. Therefore, I pledge and agree to the following:

1. I will at all times display the conduct expected of me as an athlete and a representative of USA Archery and conduct myself in a manner that will not in anyway bring disrespect, discredit, or dishonor to either myself, my teammates, USA Archery, my country or organizer of an event in which I participate.
2. I will conform to all applicable local, state, and federal laws and regulations, and any rules, regulations, and codes that may be established for events, programs, and activities in which I participate, including those of USA Archery, the Federation Internationale de Tir a l'Arc ("FITA"), the United States Olympic Committee ("USOC"), and any organizer of an event in which I participate.
3. I will act in a sportsmanlike manner consistent with the spirit of fair play and responsible conduct.
4. I will maintain a level of fitness and competitive readiness which will permit my performance to be at the maximum of my ability.
5. I will refrain from conduct detracting from my ability or that of my teammates to attain peak performance.
6. I will respect the property of others whether personal or public.
7. I will respect members of my team, other teams, spectators and officials, and engage in no form of verbal, physical or sexual harassment or abuse.
8. I agree to drug testing by the United States Anti-Doping Agency (USADA), USA Archery, FITA, the IOC or the World Anti-Doping Agency (WADA) or any other agency with applicable jurisdiction for drug testing any sanctioned event or activity in which I participate as a team member or individual. I acknowledge that I am subject to the USADA Protocol for Olympic Movement Testing. If I refuse drug testing or fail to report for scheduled drug testing, this will carry the same sanction as having tested positive for a banned substance.

9. I realize that if I choose to take actions other than those described herein, I will be subject to disciplinary action and that the consequences of my actions could possibly affect my opportunities as an athlete and USA Archery membership in the future. In addition to the foregoing, but not by way of limitation, the following could result in disciplinary proceedings:
- A. Transporting, possession, or unauthorized use of alcoholic beverages, illegal drugs, any IOC or FITA banned medication or substances, or any substances or procedures in violation of the USADA Protocol.
 - B. Any physical damage to facilities, equipment, furnishings, or loss of items in a room where I am lodged, which will be paid for by those individuals assigned to the room in which the damage or loss occurs, including destruction of property (including that caused by horseplay, fighting, or willful misconduct etc.).
 - C. Any act considered to be an offense under federal, state, or local laws; or a violation of the applicable rules, regulations, or codes of USA Archery, FITA, the USOC, USADA or the organizer of an event in which I participate.
 - D. Misconduct (*i.e.*, inappropriate horseplay, theft, fighting, etc.).

I recognize that this Code does not establish a complete set of rules which prescribes every aspect of appropriate behavior.

Signature of Archer

Date

PARENTS/LEGAL GUARDIANS OF MINORS

This is to certify that I, as parent/legal guardian of Archer, have had sufficient opportunity to review the provisions of this Athlete Code of Conduct; understand its purpose, meaning and intent; and have explained to my son/daughter/ward the aforementioned stipulated conditions and their meaning and ramifications.

Parent/Legal Guardian Signature

Date

Name: _____

Address: _____

Telephone: _____

H. WAIVER AND RELEASE OF LIABILITY, ASSUMPTION OF RISK AND PARENTAL CONSENT AND INDEMNITY AGREEMENT (MINORS UNDER AGE 18)

In consideration of my minor child being permitted to participate in any way in **USA Archery** in sponsored Activities (“Activity”), I agree:

1. I understand the nature of **USA Archery** activities and the Minor’s Experience and capabilities and believe the Minor to be qualified to participate in such Activity. I further acknowledge that I and the Minor are aware the activity will be conducted in facilities open to the public during the Activity. I further agree and warrant and will instruct the Minor that if at any time the Minor believes conditions to be unsafe, he/ she will immediately discontinue further participation in the Activity.

2. I FULLY UNDERSTAND that:(a) **USA Archery** activities involve risks and dangers of **SERIOUS BODILY INJURY, INCLUDING PERMANENT DISABILITY, PARALYSIS AND DEATH** (“Risks”); (b) these Risks and dangers may be caused by the Minor’s own actions, or inaction’s, the actions or inaction’s of others participating in the Activity, the condition in which the Activity takes place, or THE NEGLIGENCE OF THE “RELEASEES” NAMED BELOW; (c) there may be other risks and social and economic losses either not known to me or not readily foreseeable at this time; and **I FULLY ACCEPT AND ASSUME ALL SUCH RISKS AND ALL RESPONSIBILITY FOR LOSSES, COSTS, AND DAMAGES** incurred as a result of the Minor’s Participation in the Activity.

3. I HEREBY RELEASE, DISCHARGE, COVENANT NOT TO SUE, AND AGREE TO INDEMNIFY AND SAVE AND HOLD HARMLESS **USA Archery**, their respective administrators, directors, agents, officers, volunteers, and employees, other participants, any sponsors, advertisers, and if applicable, owners and lessor of premises on which the Activity takes place (each considered one of the “Releasees” herein) from all liability, claims, demands, losses, or damages on the minor’s account caused or alleged to be caused in whole or in part by the negligence of the “Releasees” or otherwise, including negligent rescue operations and further agree that if, despite this release, I, the minor, or anyone on the Minor’s behalf makes a claim against any of the Releasees named above, **I WILL INDEMNIFY, SAVE AND HOLD HARMLESS EACH OF THE RELEASEES FROM ANY LITIGATION EXPENSES, ATTORNEY FEES, LOSS LIABILITY, DAMAGE, OR COST ANY MAY INCUR AS THE RESULT OF ANY SUCH CLAIM.**

I HAVE READ THIS AGREEMENT, FULLY UNDERSTAND IT’S TERMS, UNDERSTAND THAT I AND THE MINOR HAVE GIVEN UP SUBSTANTIAL RIGHTS BY SIGNING IT AND HAVE SIGNED IT FREELY AND WITHOUT ANY INDUCEMENT OR ASSURANCE OF ANY NATURE AND INTEND IT TO BE A COMPLETE AND UNCONDITIONAL RELEASE OF ALL LIABILITY TO THE GREATEST EXTENT ALLOW BY THE LAW AND AGREE THAT IF ANY PORTION OF THIS AGREEMENT IS HELD TO BE INVALID THAT THE BALANCE, NOTWITHSTANDING, SHALL CONTINUE IN FULL FORCE AND EFFECT.

Name of Minor Child (Please print)

Signature of Parent or Legal Guardian

Signature of Witness

Date

Printed Name of Parent of Legal Guardian

Printed Name of Witness

Date

All forms must be completed and signed.

**Please return to USA Archery:
1 Olympic Plaza
Colorado Springs, CO 80909
Fax: 719.632.4733**



Tournament Name _____
 Tournament Location _____

Date _____

Hosted by: _____

Long Distance					End	Running Score
_____meters Total						

Short Distance			End	Running Score
_____meters Total				

Long Distance					End	Running Score
_____meters Total						

Short Distance			End	Running Score
_____meters Total				

Score Summary	10s	Xs	Score
____m Long Distance			
____m Long Distance			
____m Short Distance			
____m Short Distance			
Totals			

Signatures _____

Archer: _____
 Scorer: _____
 Scorer: _____
 Official, if needed: _____

Affix label here

Archer's Name _____
 Division _____
 Target _____



Tournament Name

Location

Effective
April 1, 2006

Archer's Name _____
Division _____ Rank _____
Starting Target No. _____

1/32 nd ELIMINATION							
1	2	3	4	5	6	End	Running Score
10s		Xs		1	2	3	Shoot-off

Archer's Signature _____

Opponent's Printed Name _____

Opponent's Signature _____

Opponent's Score _____

1/16 th ELIMINATION							
1	2	3	4	5	6	End	Running Score
10s		Xs		1	2	3	Shoot-off

Archer's Signature _____

Opponent's Printed Name _____

Opponent's Signature _____

Opponent's Score _____

1/8 th ELIMINATION							
1	2	3	4	5	6	End	Running Score
10s		Xs		1	2	3	Shoot-off

Archer's Signature _____

Opponent's Printed Name _____

Opponent's Signature _____

Opponent's Score _____

1/4 Final				
1	2	3	End	Running Score
10s	Xs			
		1	2	3
				Shoot-off

Semi Final				
1	2	3	End	Running Score
10s	Xs			
		1	2	3
				Shoot-off

Gold / Bronze				
1	2	3	End	Running Score
10s	Xs			
		1	2	3
				Shoot-off

Archer's Signature _____

Opponent's Printed Name _____

Opponent's Signature _____

Opponent's Score _____

Archer's Signature _____

Opponent's Printed Name _____

Opponent's Signature _____

Opponent's Score _____

Archer's Signature _____

Opponent's Printed Name _____

Opponent's Signature _____

Opponent's Score _____

Name of Indoor Tournament

Location

Date



Archer Name: _____
Category: _____
Target No. _____

SIGNATURES

Archer: _____

Scorer: _____

Scorer: _____

Official: _____

End	1	2	3	End Total	Running Total
1					
2					
3					
4					
5					
6					
7					
8					
9					
10					
11					
12					
13					
14					
15					
16					
17					
18					
19					
20					
Total 60 Arrows					

Summary	10s	9s	Score
Totals			



Archer Name: _____

Category: _____

Target No. _____

End	1	2	3	End Total	Running Total	Name of Tournament Date Location
1						
2						
3						
4						
5						
6						
7						
8						
9						
10						
11						
12						
13						
14						
15						
16						
17						
18						
19						
20						

Total			
Summary	10s	9s	Score

SIGNATURES

Archer: _____

Scorekeeper: _____

Scorekeeper: _____

Tournament Name _____
Tournament Location _____

Date _____

Hosted by: _____

Archer's Name: _____
Category: _____
Target No. _____

1 st Distance	End	Running Score
Distance Total		

2 nd Distance	End	Running Score
Distance Total		

3 rd Distance	End	Running Score
Distance Total		

4 th Distance	End	Running Score
Distance Total		

Signatures _____
Archer: _____
Scorer: _____
Scorer: _____
Official, if needed: _____



Score Summary	10s	Xs	Score
1 st Distance			
2 nd Distance			
3 rd Distance			
4 th Distance			
Totals			



JOAD CLUB: _____

Date: _____

Location: _____

36 ARROWS								End Total	Running Score
	1	2	3	4	5	6			
1									
2									
3									
4									
5									
6									
Total									

Signatures	
scorer:	_____
scorer:	_____
archer:	_____
official, if necessary:	_____

Summary			
Circle Distance Shot	10s	Xs	Score
90m / 70m / 60m / 50m / 40m / 30m / 25m / 20m			

Print Name: _____

Division (Bow): _____

Class (Age): _____

Achievement: _____



JOAD CLUB: _____

Date: _____

Location: _____

36 ARROWS								End Total	Running Score
	1	2	3	4	5	6			
1									
2									
3									
4									
5									
6									
Total									

Signatures	
scorer:	_____
scorer:	_____
archer:	_____
official, if necessary:	_____

Summary			
Circle Distance Shot	10s	Xs	Score
90m / 70m / 60m / 50m / 40m / 30m / 25m / 20m			

Print Name: _____

Division (Bow): _____

Class (Age): _____

Achievement: _____

JOAD CLUB _____

 DATE: _____

 LOCATION: _____



36 ARROWS					Running Score
	1	2	3	End Total	
1					
2					
3					
4					
5					
6					
7					
8					
9					
10					
11					
12					
Total					

Signatures

scorer: _____
 scorer: _____
 archer: _____
 official, if necessary: _____

Summary

Circle Distance Shot

90m / 70m / 60m / 50m / 40m / 30m / 25m / 20m

10s		Xs		Score
-----	--	----	--	-------

Print Name: _____
 Division (Bow): _____
 Class (Age): _____
 Achievement: _____

JOAD CLUB _____

 DATE: _____

 LOCATION: _____



36 ARROWS					Running Score
	1	2	3	End Total	
1					
2					
3					
4					
5					
6					
7					
8					
9					
10					
11					
12					
Total					

Signatures

scorer: _____
 scorer: _____
 archer: _____
 official, if necessary: _____

Summary

Circle Distance Shot

90m / 70m / 60m / 50m / 40m / 30m / 25m / 20m

10s		Xs		Score
-----	--	----	--	-------

Print Name: _____
 Division (Bow): _____
 Class (Age): _____
 Achievement: _____



JOAD CLUB: _____

Date: _____

Location: _____

36 ARROWS						End Total	Running Score
1	2	3	4	5	6		
1							
2							
3							
4							
5							
6							
Total							

Print Name: _____

Division (Bow): _____

Class (Age): _____

Circle Distance: 90m / 70m / 60m / 50m / 40m / 30m / 25m / 20m

Scorer Signature: _____ Scorer Signature: _____

Archer Signature: _____

Official's Signature: _____



JOAD CLUB: _____

Date: _____

Location: _____

36 ARROWS						End Total	Running Score
1	2	3	4	5	6		
1							
2							
3							
4							
5							
6							
Total							

Print Name: _____

Division (Bow): _____

Class (Age): _____

Circle Distance: 90m / 70m / 60m / 50m / 40m / 30m / 25m / 20m

Scorer Signature: _____ Scorer Signature: _____

Archer Signature: _____

Official's Signature: _____

Name of Indoor Tournament

Location: _____

Date: _____

Archer Name: _____

Category: _____

Target No. _____

End	1	2	3	End Total	Running Total
1					
2					
3					
4					
5					
6					
7					
8					
9					
10					
11					
12					
13					
14					
15					
16					
17					
18					
19					
20					
Total 60 Arrows					

End	1	2	3	End Total	Running Total
1					
2					
3					
4					
5					
6					
7					
8					
9					
10					
11					
12					
13					
14					
15					
16					
17					
18					
19					
20					
Total 60 Arrows					



SIGNATURES

Archer: _____

Scorer: _____

Scorer: _____

Official: _____

Summary	10s	9s	Score
1st 600			
2nd 600			
Totals			



STARS PIN PROGRAM

Outdoors, 36-Arrow Round

36 Arrow Rounds 122cm Face	Green 1 Star <small>Formerly Qualified Archer</small>	Purple 2 Star <small>Formerly Team</small>	Gray 3 Star <small>Formerly Junior Bowmen</small>	White 4 Star <small>Formerly Bowmen</small>	Black 5 Star <small>Formerly Junior Archer</small>	Blue 6 Star <small>Formerly Archer</small>	Red 7 Star <small>Formerly Master Archer</small>	Yellow 8 Star <small>Formerly Expert Archer</small>	Olympian Bronze	Olympian Silver	Olympian Gold
	Distance 15m	20m	25m	30m	40m	50m	50m	60m/70m	60m/70m	60m/70m	60m/70m
Novice	130	155	180	205							
Olympic Outer 10 Ring	155	180	205	230	240	240	275	290/270	310/295	325/305	335/320
Compound Outer 10 Ring	180	205	230	245	265	265	300	310/300	335/325	350/335	355/340

Indoors, 30-Arrow Round

Distance & Face	Green 1 Star <small>Formerly Qualified Archer</small>	Purple 2 Star <small>Formerly Team</small>	Gray 3 Star <small>Formerly Junior Bowmen</small>	White 4 Star <small>Formerly Bowmen</small>	Black 5 Star <small>Formerly Junior Archer</small>	Blue 6 Star <small>Formerly Archer</small>	Red 7 Star <small>Formerly Master Archer</small>	Yellow 8 Star <small>Formerly Expert Archer</small>	Olympian Bronze	Olympian Silver	Olympian Gold
	9 Meters Olympic & Novice-60cm Compound-40cm	50	100	150	200						
18 Meters Olympic & Novice-60cm Compound-40cm		30	50	100	150	200	250	270	290	295	300
18 Meters (40cm) Olympic-Outer 10 Compound-Inner 10							240	260	280	285	290



STARS PIN PROGRAM



Award Pins



Award Lanyards (pins not included)

Club Name _____
 attn _____
 Address _____
 City _____
 State _____ Zip _____
 Phone _____



6-Gold Pin
 Your JOAD archers can earn the official "6-Gold" pin when they shoot six 10's in a row—either in a single 6-arrow end, or in two consecutive 3-arrow ends.

STARS PIN PROGRAM

ITEM	Price Each	Qty	Total
Green Achievement Pins	\$ 3.00 ea		
Violet Achievement Pins	\$ 3.00 ea		
Grey Achievement Pins	\$ 3.00 ea		
White Achievement Pins	\$ 3.00 ea		
Black Achievement Pins	\$ 3.00 ea		
Blue Achievement Pins	\$ 3.00 ea		
Red Achievement Pins	\$ 3.00 ea		
Gold Achievement Pins	\$ 3.00 ea		
6-Gold Pin	5 for \$7.50		
Indoor Compound Lanyard	\$ 3.00 ea		
Outdoor Compound Lanyard	\$ 3.00 ea		
Indoor Recurve Lanyard	\$ 3.00 ea		
Outdoor Recurve Lanyard	\$ 3.00 ea		
Shipping and Handling			\$10
TOTAL			

Payment Method

Method of payment
 Check VISA Mastercard American Express

Credit Card No. _____

Expiration Date _____

Name on Card _____

Signature _____

Phone Mail or Fax Application and Payment:

USA Archery
 1 Olympic Plaza
 Colorado Springs, CO 80909
 719.866.4576 (phone)
 719.632.4733 (fax)

Please make checks payable to USA Archery.
 Questions? Contact dwatson@usarchery.org.